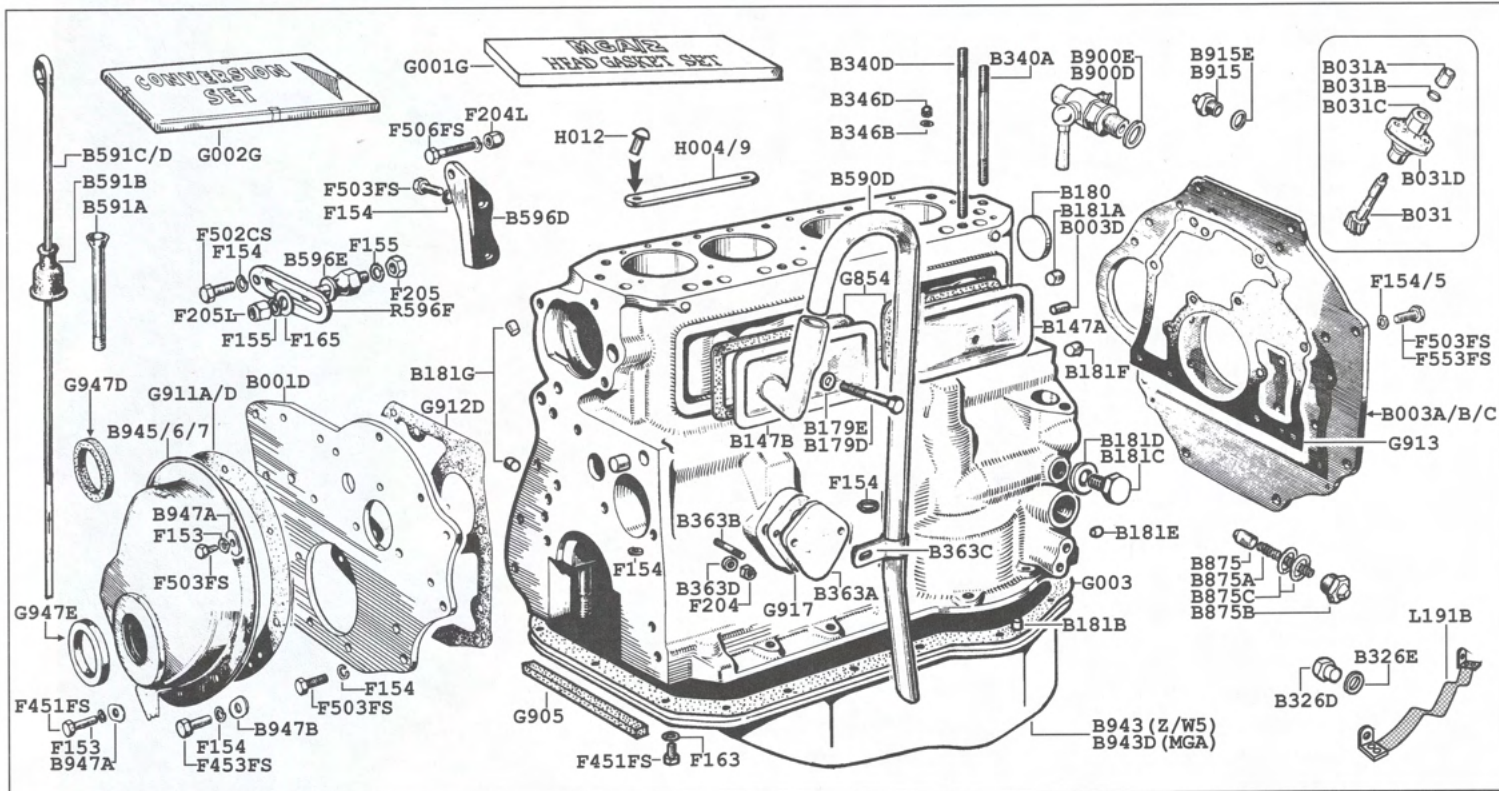


12	Air Cleaners & Carb Controls
38	Body MGA
39	Body MGA
51	Bodyshell ZA/ZB
36	Body Mounting, Floorboards Etc MGA
41	Bonnet Fittings
18	Brakes
19	Brakes MGA
20	Brakes Z & W
23	Brakes & Clutch
24	Brakes - Handbrakes
22	Brakes Wolseley 4/44 & 15/50
21	Brakes - disc
10	Carburettors
50	Carpets MGA
37	Chrome & Body Sundries MGA
52	Chrome and Body Sundries ZA/ZB
13	Clutch
59	Colour schemes
60	Colour schemes
61	Colour schemes
62	Colour Schemes
63	Colour Schemes
27	Conversion LHD to RHD
6	Cylinder Head
30	Dashboard MGA
31	Dashboard & Other Switches ZA/ZB
56	Door Hardware Etc W4/5 & Z/W
55	Door Seals & Related Items ZA/ZB, W4/W5
43	Doors MGA
2	Engine - General
3	Engine - General
4	Engine - Internal
5	Engine - Internal
34	Electrical - General
35	Electrics - General
17	Exhaust Systems
25	Front Suspension MGA
26	Front Suspension Z Magnette, Wolseley 4/44 & 15/50
11	Fuel Tanks & Pumps
14	Gearbox
15	5 Speed Conversion Kit MGA, Magnette ZA/ZB & Wolseley 15/50
24	Handbrakes
9	Heater
32	Headlamps
48	Interior Panel Kits & Sundries MGA
49	Interior Sundries & Cockpit Cappings MGA
47	Interior Trim - Seats MGA
54	Interior ZA/ZB + W4/44 & W15/50
33	Lighting
7	Manifolds / Engine - Gearbox Mounts
57	MGA Twin Cam Parts + Miscellaneous & Special Items
58	Miscellaneous
8	Radiator, Shell & Cooling System
16	Rear Axle & Propshaft
27	Rear Spring MGA, ZA, ZB, Wolseley 4/44 & 15/50
42	Rear Body & Fittings
44	Repair Sections - Body MGA
46	Side Screens
28	Steering
53	Upholstery - ZA, ZB, W4/44 & 15/50
40	Weather Equipment, Tonneaux, Hoods Etc
29	Wheels & Hubs
45	Windscreens, Seals & Fittings
64	ZA/ZB Production modifications



Weight of engine approx 163kg

Abbreviation: W5 = Wolseley 15/50.
AR = As Required

FRONT/REAR PLATES ETC.	QTY
B001D Front mount plate	1
B003A Rear plate-1500 low starter	1
B003B Rear plate-1600+ZA/ZB/W5 (& MGA 1500 with high mounted starter)	1
B003C Rear plate-early	1
B003D Pin-rear plate to block	2

FIXINGS:

F154 Spring washer-5/16"	AR
F155 Spring washer-3/8"	AR
F503FS Screw 5/16" X 3/4"	AR
F553FS Screw-rear plate 3/8"X3/4"	AR
F204L Nut-self locking 5/16"	AR

TACHOMETER DRIVE

B031 Pinion-tachometer drive	1
B031A Seal-tachometer drive	1
B031B Locating ring-tacho drive	1
B031C Housing-tachometer pinion	1
B031D Gasket-tacho drive housing	1

CYLINDER BLOCK FITTINGS

B147B Side cover-front (with pipe) <i>Early cars used a straight pipe and different front sideplate. The design was changed to the type shown, owing to leakage. The early version is not available.</i>	1
B147A Side cover-rear (plain)	1
B170 Camshaft bearing set	1
B179D Bolt for side covers	2
B179E Fibre washer-side covers	2
B180 Core plug cylinder block	4
B181A Plug-oil gallery	1/4
B181B Plug-crankcase oil hole	2
B181C Plug-transverse oil hole	1
B181D Washer-transverse plug	1
B181E Plug-under relief valve	2
B181F Plug-oil gallery	3
B181G Plug-tensioner feed & filter	2
B326D Drain plug-sump	1

B326E Washer-sump plug	1
B340A Stud-cylinder head-short	7
B340D Stud-cylinder head-long	4
B346D Nut-cylinder head	11
B346B Washer-cylinder head nut	11
B363A Blank plate-to eng 15GB51767	1
B363B Stud-blanking plate/clip	2/1
B363C Clip-breather pipe	1
B363D Spacer-brthr pipe 15GD101 on	1
B590D Breather pipe-curved	1

FIXINGS:

F154 Spring washer 5/16"-pipe clip	2
F163 Washer 1/4" - sump	19
F204 Nut-5/16" UNF-pipe clip	2
F451FS Set screw 1/4" UNF x1/2"- sump	19

DYNAMO MOUNTINGS


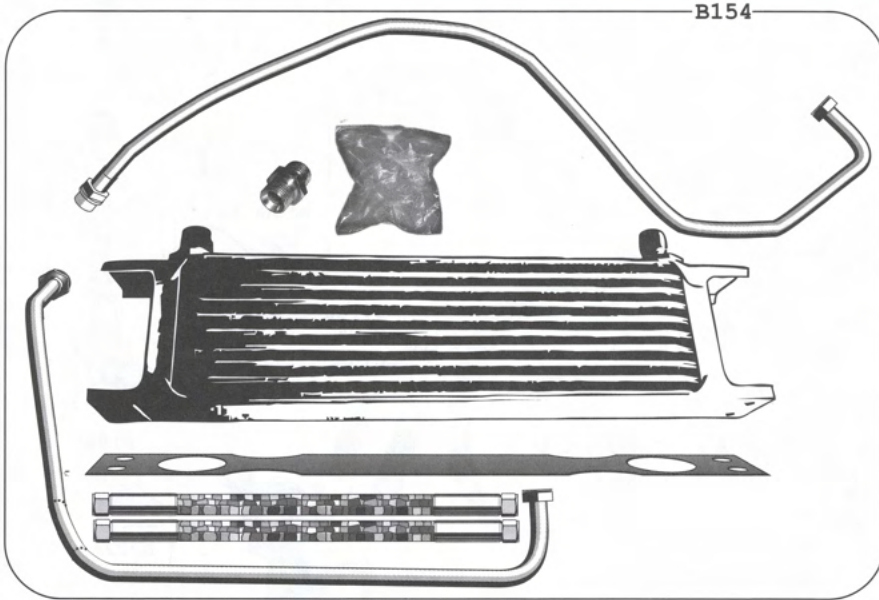
B596D Bracket-dynamo rear	1
B596E Pillar-dynamo adjuster	1
R596F Adjuster link-dynamo	1
B596G Screw-link/dynamo 5/16" UNC	1

FIXINGS:

P154 Spring washer 5/16"	3
P155 Spring washer 3/8"-adj pillar	2
F165 Plain washer 3/8"-adj pillar	1
F204L Locknut 5/16"-dynamo pivot	1
F205 Nut-3/8" UNF-adjuster pillar	1
F205L Locknut-3/8" UNF adjr pillar	1
F503FS Bolt-dynamo bracket	2
F502CS Screw-5/16"UNC-dyn to bracket	1

IDENTIFICATION PLATES

H004 Eng plate "BP15GB" MGA 1500	1
H005 Eng plate "15GB-U-H" MGA 1500	1
H006 Eng plate "15GD-U-H" MGA 1500	1
H007 Eng plate "16GB-U-H" TWIN CAM	1
H008 Eng plate "16GA-U-H" MGA 1600	1
H009 Eng plate "16GC-U-H" 1622	1
H012 Drive rivet for engine plate	2



OIL SYSTEM & WATER DRAIN TAP **QTY**

B154	MGA Oil cooler kit	1
B155A	Oil cooler - 10 row	1
B155B	Oil cooler - 13 row	1
B155C	Oil cooler - 16 row - heavy duty	1
B591A	Guide tube-engine dipstick	1
B591B	Rubber dust cap-dipstick MGA	1
B591C	Dipstick-straight (early)	1
	(15/1600 to eng. 16GAH9648)	
B591D	Dipstick-cranked (late)	1
	(1600/1622 eng. 16GAH9649 on)	
B875	Relief valve-oil pressure	1
B875A	Spring-relief valve	1
B875B	Cap nut-relief valve	1
B875C	Washer-relief valve cap nut	2
B900D	Drain tap-cylinder block	1
B900E	Washer-drain tap	1
B915	Union-oil gauge pipe	1
B915E	Washer-oil gauge union	1
B943D	Sump-engine oil MGA	1
B943	Sump-engine oil ZA/ZB/W5	1

FIXINGS

F153	Spring washer-ump	19
F163	Plain washer-ump	19
F451FS	Screw-ump to block	19

TIMING CHAIN COVER

B945	Timing cover 1500 to GB2581	
B946	Timing cover GB259 to Gc8262	1
B947	Timing cover-late oil seal	1
B947A	Oval washer-timing cover 1/4"	5
B947B	Oval washer-t/cover 5/16"	4

FIXINGS

F153	Spring washer T/Cover 1/4"	5
F154	Spring washer T/Cover 5/16"	4
F451FS	Screw-tim/covr-1/4" UNF X 1/2"	3
F453FS	Screw-t/cover-lower	2
F503FS	Set screw-timing cover/block	4

COMPLETE GASKET SETS

G001G	Head gasket set	1
G002G	Bottom end (conversion) set	1

NOTE: G001G & G002G make complete engine set.

COMPLETE RECONDITIONED ENGINES

Overhauled to British Motor Heritage standards, these are supplied on an exchange basis. Please telephone if you need more information.

B498AX	Engine ZA exchange	1
B498BX	Engine ZB exchange	1
B498CX	Engine W15/50 exchange	1
B500AX	Engine MGA 1500 exchange	1
B500BX	Engine MGA 1600 exchange	1
B500CX	Engine MGA 1622 exchange	1

GASKETS & SEALS

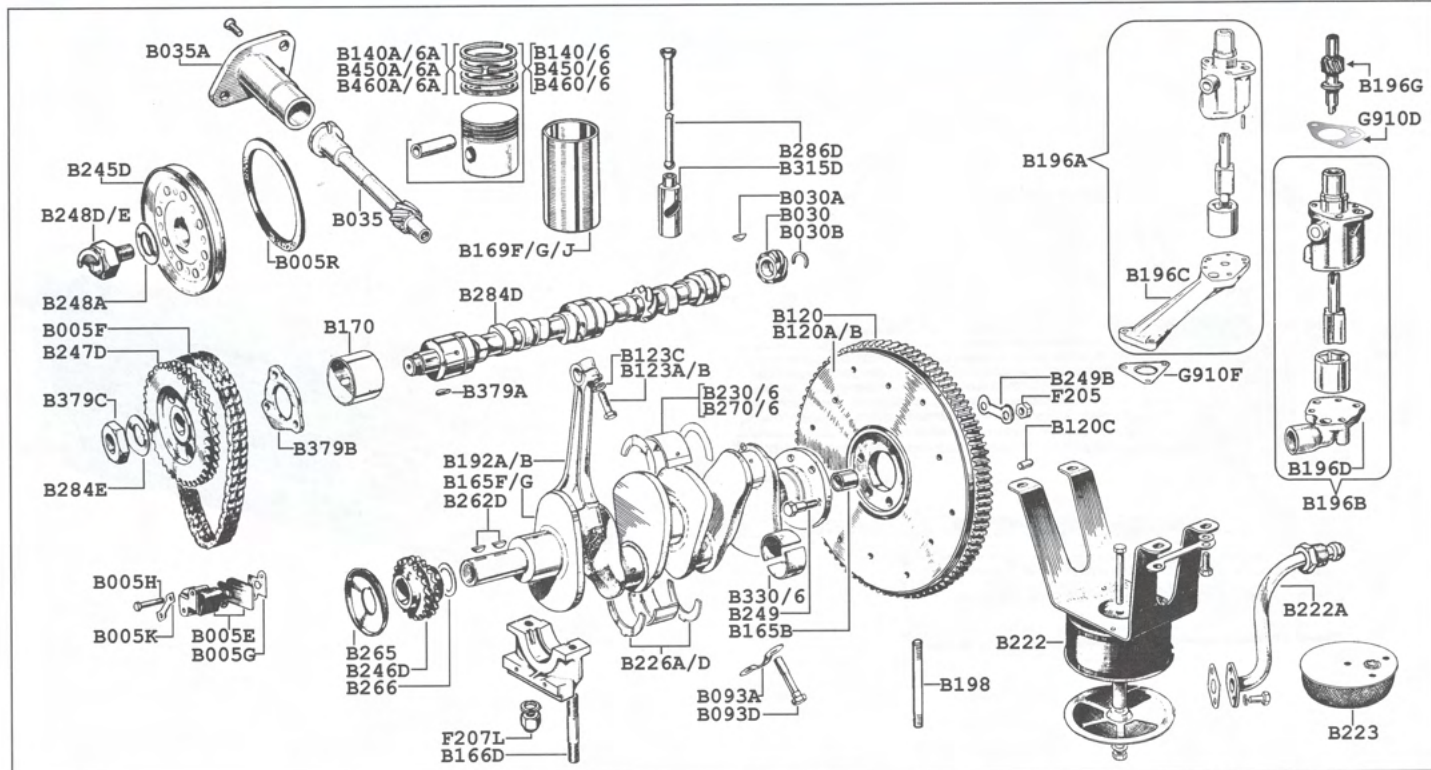
G003D	Sump gasket ALL	1
G947D	Felt seal-timing cover	1
G947E	Lip seal-T/Cov-late 1622 only	1
G854	Gasket-side cover ALL	2
G905D	Cork seal-main bearing cap	2
G911A	Gasket-T/Cov-early 1500/ZA/W5	1
	(Engines with rubber ring tensioner)	
G911D	Gasket-timing cover	1
G912D	Gasket-front mount plate	1
G913	Gasket-rear engine plate	1
G917	Gasket-blanking plate	1

SUNDRIES

L191B	Earthing strap-engine to body	1
	(across LH engine mount)	

REMEMBER

When contacting us at any time HAVE YOUR CUSTOMER NUMBER TO HAND. It can save you time and inconvenience.



Abbreviations: W5 = Wolseley 15/50
AR = As required

CRANK, BEARINGS, FLYWHEEL, RING GEAR QTY

B120	Ring gear	1
B120A	Flywheel-early*	1
<i>All except late 1622 engines</i>		
B120B	Flywheel-late*	1
<i>1622 engine from 16GC 3708</i>		
<i>*Interchangeable (late type is lighter)</i>		
B120C	Dowel pin for flywheel	2
B165B	Spigot bush-1st motion shaft	1
B165F	Crankshaft MGA 15/1600, Z+W5	1
B165G	Crankshaft MGA 1600 Mk 2	1
B166D	Stud-main bearing cap	6
B167D	Nut-main bearing cap	6
B196G	Drive shaft + gear oil pump	1
B226A	Thrust washer set-STD	1
B226B	Thrust washer set 0.003"	1
B226C	Thrust washer set 0.005"	1
B226D	Thrust washer set 0.010"	1
B230	M/bearings-STD 15/1600, Z,W5	1
B231	M/bearings-010"15/1600, Z, W5	1
B232	M/bearings-020"15/1600, Z, W5	1
B233	M/bearings-030"15/1600, Z, W5	1
B234	M/bearings-040"15/1600, Z, W5	1
B236	M/bearings-060"15/1600, Z, W5	1
B249	Bolt-flywheel	6
B249B	Lockplate-flywheel bolts	3
B270	M/bearings-STD MGA 1622	1
B271	M/bearings-010" MGA 1622	1
B272	M/bearings-020" MGA 1622	1
B273	M/bearings-030" MGA 1622	1
B274	M/bearings-040" MGA 1622	1
B276	M/bearings.050" MGA 1622	1
B330	Bearings-conrod STD	1
B331	Bearings-conrod 010"	1
B332	Bearings-conrod 020"	1
B333	Bearings-conrod 030"	1
B334	Bearings-conrod 040"	1
B336	Bearings-conrod 060"	1
F205	Nut for flywheel bolt	6

TIMING GEAR PARTS, & SUNDRIES

B005E	Tensioner assembly-t/chain	1
B005F	Timing chain	1
B005G	Gasket-tensioner	1
B005H	Bolt-tensioner to block	2

B005K	Lockplate-tensioner	1
B005R	Rubber tensioner ring**	1
<i>** Fitted to engines before GB259 (MGA) & 9425 (ZA) also on ZA from 9501 to 9573. Many cars are fitted with replacement engines using the later type.</i>		

B245D	Pulley for crankshaft	1
B246D	Sprocket for crankshaft	1
B247D	Sprocket for camshaft	1
B248A	Lockplate dognut/pulley	1
B248D	Starter dognut MGA	1
B248E	Starter dognut ZA/B, W15/50	1
B262D	Key-crank pulley & sprocket	2
B265	Oil thrower for crankshaft	1
B266	Shim-sprocket alignment	A/R

CAMSHAFT, TAPPETS, PUSHRODS ETC.

B030	Gear-tachometer drive	1
B030A	Key-tachometer drive to cam	1
B030B	Circlip-camshaft end	1
B035	Spindle-distributor drive	1
B035A	Sleeve-distributor mounting	1
B170	Bearing set(3)-camshaft	1
B284D	Camshaft-standard	1
B284E	Lockwasher-camshaft nut	1

We recommend use of the excellent standard camshaft for road cars, even with modified heads, but please enquire for special applications.

B286D	Pushrod*	8
B315D	Cam follower*	8
B379A	Key-camshaft to sprocket	1
B379B	Plate-camshaft retaining	1
B379C	Nut-camshaft front	1

**Cam followers and pushrods must be fitted in pairs on engines before 15GB5504 (MGA) and 16747 (ZA/B) as the mating faces were changed.*

CONNECTING RODS & SUNDRIES

B093A	Lock tab for conrod end bolt	4
B093D	Bolt for conrod end cap	4
B123A	Pinch bolt-c/rod 15/1600, Z, W5	4
B123B	Pinch bolt-c/rod MGA 1622	4
B123C	Lock washer for pinch bolt	4
B192A	Conrod 1+3 MGA 15/1600, Z, W5	2
B192B	Conrod 2+4 MGA 15/1600, Z, W5	2



PISTONS, RINGS AND LINERS

All pistons are supplied with rings and gudgeon pins. They are all at 8.3:1 compression ratio. We do not recommend high compression pistons for normal use on road or track, but for special needs, please ask for details.

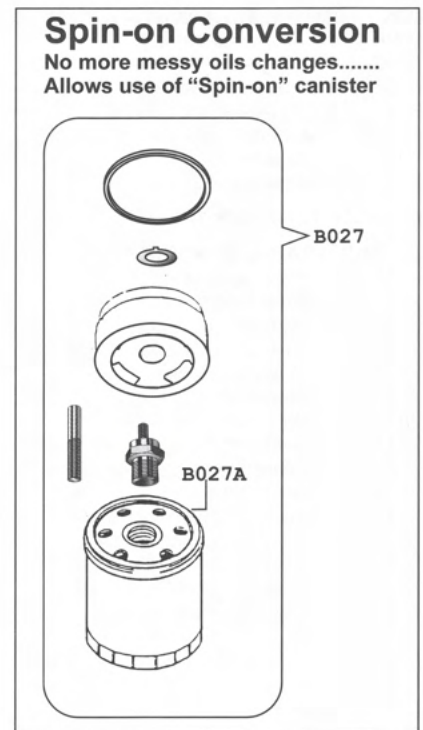
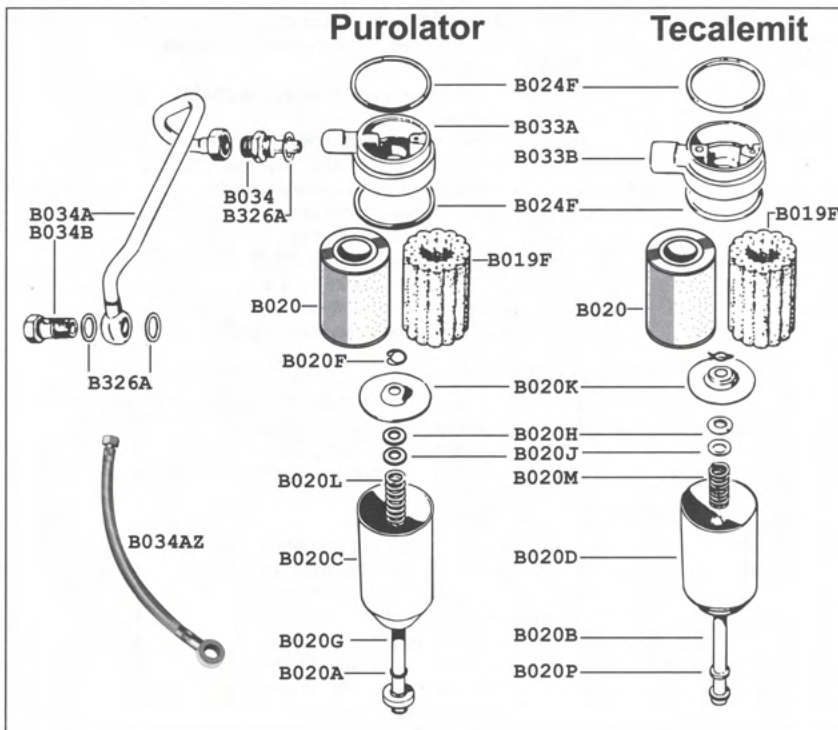
B169F	Liners-set 4 1500, ZA/B, W5	1
B169G	Liners-set 4 MGA 1588cc	1
B169J	Liners-set 4 MGA 1622cc	1
B140	Piston set STD 1500, ZA/B, W5	1
B141	Piston set 010" 1500, ZA/B, W5	1
B142	Piston set 020" 1500, ZA/B, W5	1
B143	Piston set 030" 1500, ZA/B, W5	1
B144	Piston set 040" 1500, ZA/B, W5	1
B146	Piston set 060" 1500, ZA/B, W5	1
B140A	Ring set STD 1500, ZA/B, W5	1
B141A	Ring set 010" 1500, ZA/B, W5	1
B142A	Ring set 020" 1500, ZA/B, W5	1
B143A	Ring set 030" 1500, ZA/B, W5	1
B144A	Ring set 040" 1500, ZA/B, W5	1
B146A	Ring set 060" 1500, ZA/B, W5	1
B450	Piston set STD MGA 1600	1
B451	Piston set 010" MGA 1600	1
B452	Piston set 020" MGA 1600	1
B453	Piston set 030" MGA 1600	1
B454	Piston set 040" MGA 1600	1
B456	Piston set 060" MGA 1600	1
B450A	Ring set STD MGA 1600	1
B451A	Ring set 010" MGA 1600	1
B452A	Ring set 020" MGA 1600	1
B453A	Ring set 030" MGA 1600	1
B454A	Ring set 040" MGA 1600	1
B456A	Ring set 060" MGA 1600	1
B460	Piston set STD MGA 1622 Mk2	1
B461	Piston set 010" MGA 1622 Mk2	1
B462	Piston set 020" MGA 1622 Mk2	1
B463	Piston set 030" MGA 1622 Mk2	1
B464	Piston set 040" MGA 1622 Mk2	1
B466	Piston set 060" MGA 1622 Mk2	1

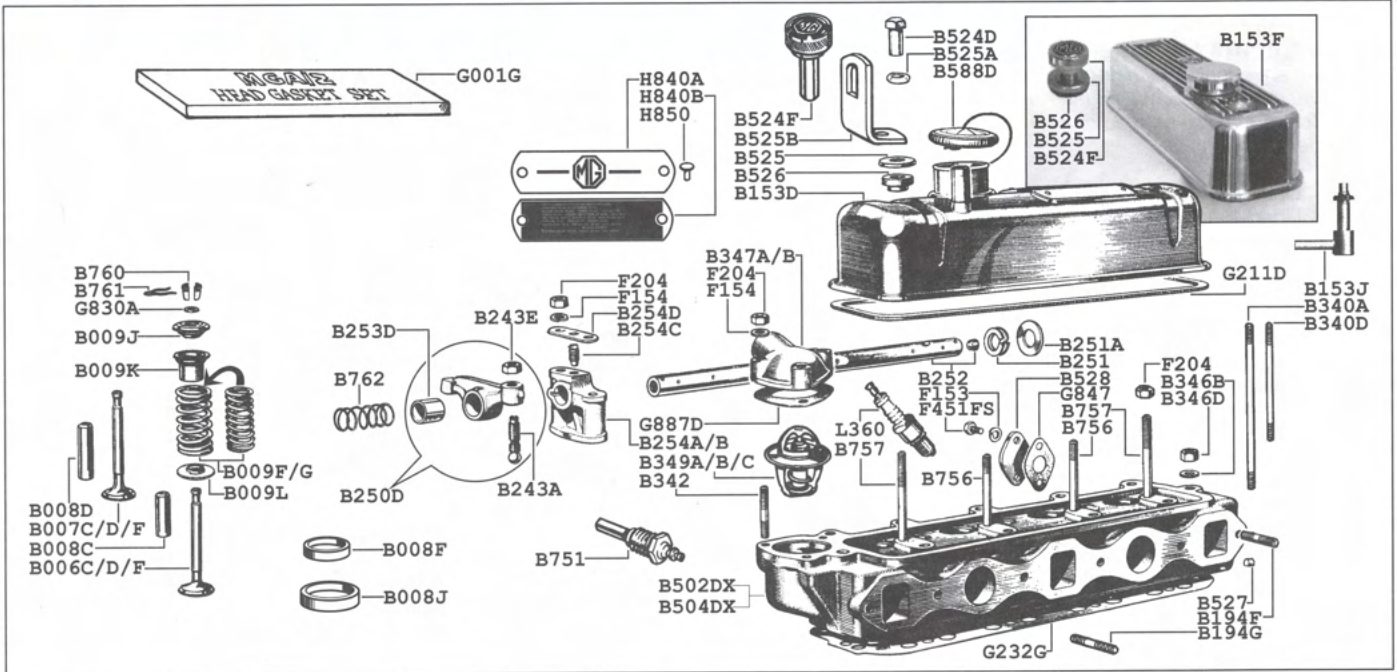
B460A	Ring set STD MGA 1622 Mk2	1
B461A	Ring set STD MGA 1622 Mk2	1
B462A	Ring set STD MGA 1622 Mk2	1
B463A	Ring set STD MGA 1622 Mk2	1
B464A	Ring set STD MGA 1622 Mk2	1
B466A	Ring set STD MGA 1622 Mk2	1

OIL PUMP & FILTER

B019F	Oil Filter-felt	1
B020	Oil filter element-paper	1
B020A	Seal-oil filter through bolt	1
B020B	Bolt-oil filter (Tecalomit)	1
B020G	Bolt-oil filter (Purolator)	1
B020C	Casing-oil filter (Pur)	1
B020D	Casing-oil filter (Tec)	1
B020F	Clip-oil filter bolt (Pur)	1
B020H	Felt Washer-oil filter	1
B020J	Steel Washer-oil filter	1
B020K	Plate-pressure oil filter	1
B020L	Spring-oil filter (Pur)	1
B020M	Spring-oil filter (Tec)	1
B020P	Seal-filter bolt (Tec)	1
B024F	Seal-filter & head	2
* B027	Spin-on filter conversion	1
B027A	Filter for Spin-on conversion	1
B033A	Oil filter head-(Purolator)	1
B033B	Oil filter head-(Tecalomit)	1
B034	Adaptor-oil filter connecting	1
B034A	Pipe-filter to crankcase	1
B034AZ	Pipe-flexible-filter to crankcase	1
B034B	Banjo bolt-oil pipe	1
B196A	Oil pump MGA with base	1
B196B	Oil pump Z/W5 with base	1
B196C	Base-oil pump MGA	1
B196D	Base-oil pump Z/W5	1
B196G	Drive shaft & gear-oil pump	1
B198	Stud-oil pump	3
B222	Oil strainer assembly Z/W5	1
B222A	Pipe-oil strainer Z/W5	1
B223	Oil strainer assembly MGA	1
B326A	Washer-banjo union	2
G910D	Gasket-oil pump	1
G910F	Gasket-oil strainer MGA	1

* Not suitable for engines without external oil pipes





Abbreviations: W5 = Wolseley 15/50

COMPLETE HEADS Reconditioned to unleaded specifications, with new valves and springs.

B502DX	Standard head MGA 1500/1600/ZB (W5/ZA*)
B504DX	Standard head MGA 1600 Mk 2 (*ZA & Wolseley 15/50 - details on application)
B510G	Kit-conversion to unleaded cylinder head MGA 15/1600 ZA/B (valves, guides, inserts & gasket set)
B510J	As above for MGA1600 Mk2 (1622)

VALVES, SPRINGS & SUNDRIES QTY

B006C	Inlet valve 1500, 1600, ZA/B	4
* B006D	Inlet valve 1600 Mk2	4
* B006F	Inlet valve Wolseley 15/50	4
* B007C	Exhaust valve 1500, 1600, ZA/B	4
* B007D	Exhaust valve 1600 Mk2	4
* B007F	Exhaust valve Wolseley 15/50	4
* B008C	Guide-inlet	4
* B008D	Guide-exhaust	4
* B008F	Insert exhaust valve seat 1500/1600	4
* B008J	Insert exhaust valve seat 1600 Mk2	4
* B009F	Valve springs-car set	1
B009G	V/springs-competition-car set	1
B009J	Top cap-valve spring	8
B009K	Shroud-valve stem	8
B009L	Seat-bottom of v/spring	8
B760	Valve cotter	16
B761	Clip-valve cotter	8

* =all suitable for unleaded petrol

ROCKER GEAR & SUNDRIES

B243A	Screw-tappet adjusting	8
B243E	Locknut-tappet screw	8
B250D	Rocker arm (<i>bushed</i>)	8
B251	Double spring washer-r/shaft	2
B251A	Plain washer-rocker shaft	2
B252	Rocker shaft	1
B253D	Rocker bush	8
B254A	Pillar-r/shaft (<i>tapped hole</i>) (for rocker shaft locating screw)	1
B254B	Pillar-r/shaft	3
B254C	Locating screw-rocker shaft	1
B254D	Lock plate-locating screw	1
B756	Short stud-rocker pillar	2
B757	Long stud-rocker pillar	2
B762	Spring-rocker shaft	3

FIXINGS

F154	Spring washer-r/bracket stud	4
F204	Nut-rocker bracket stud	4

IDENTIFICATION PLATES

H840A	"MG" plate for rocker cover	1
-------	-----------------------------	---

H840B	"Weslake" plate-r/cover	1
H850	Rivet-rocker cover plates	4

HEAD FIXINGS, ROCKER COVER, ETC

B153D	Steel rocker cover	1
B153F	Alloy rocker cover-MG motif-OPTION	1
B153J	Alloy r/c breather adapter	1
B194F	Stud-manifold to head-start	1
B1940	Stud-manifold to head-long	4
B340A	Short stud-cylinder head	4
B3400	Long stud-cylinder head	4
B346B	Washer-cylinder head	11
B346D	Nut-cylinder head	11
B588D	Oil filler cap-rocker cover	1
B751	Sender-temp gauge ZA/B, W5	1

THERMOSTAT & OUTLET ETC

B342	Stud-outlet elbow	3
B347A	Elbow-water outlet MGA	1
B347B	Elbow-water outlet Z & W5	1
B349A	Thermostat-74 C. (<i>hot climate</i>)	1
B349B	T/stat-82 C. (<i>aver. climate</i>)	1
B349C	T/stat-88 C. (<i>cold climate</i>)	1
B502DX	Cylinder head 'unleaded'- exchange 1500, 1600 + Z	1
B504DX	Cylinder head 'unleaded'- exchange 1600 Mk 2 + Z	1
B524D	Sleeve nut-rocker cover	2
B524F	Knurled chrome "MG" nut-rckr cover (Optional accessory item-very smart!)	2
B525	Cup washer-rocker cover	2
B525A	Spacer-rocker cover nut	2
B525B	Engine lifting bracket ZA/B	2
B526	Rubber bush-rocker cover	2
B527	Plug-cyl head oil feed	1
B528	Cover-outlet (<i>when no heater</i>)	1

FIXINGS

F153	Spr/washer 1/4"-heater outlet	2
F154	Spr/washer 5/16"-outlet elbow	3
F204	Nut-5/16"UNF-outlet elbow	3
F451FS	Set screw-outlet 1/4" X 1/2"	2

GASKETS & SEALS

G001G	Head gasket set complete	1
G131D	Gasket-manifolds to head	1
G211D	Gasket-rocker cover - ALL	1
G232G	Head gasket	1
G830A	Seal-valve stem	8
G847	Gasket-heater outlet to head	1
G887D	Gasket-thermostat flange	1

ELECTRICAL PARTS

L360	Spark plug	4
------	------------	---



Abbreviations: W4 = Wolseley 4/44
W5 = Wolseley 15/50

MANIFOLDS & FIXINGS QTY

B011D	Inlet manifold ZA 1 1/4"	1
B011F	Inlet manifold ZB/MGA 1 1/2"	1
B011G	Stud-inlet manifold all (W5x2)	4
B194B	Deep nut-manifold studs	6
B194C	Clamp yoke-manifolds to head	4
B194F	Short stud-manifolds	2
B194G	Long stud-manifolds	4
B240C	Exhaust manifold ZA/W5	1
B240F	Exhaust manifold ZB	1
B240G	Exhaust manifold MGA	1
B241D	Stud-exhaust flange MGA	3
B242C	Nut-exhaust flange MGA	3
B489A	Clamp-front pipe-manifold Z+W	1

FIXINGS

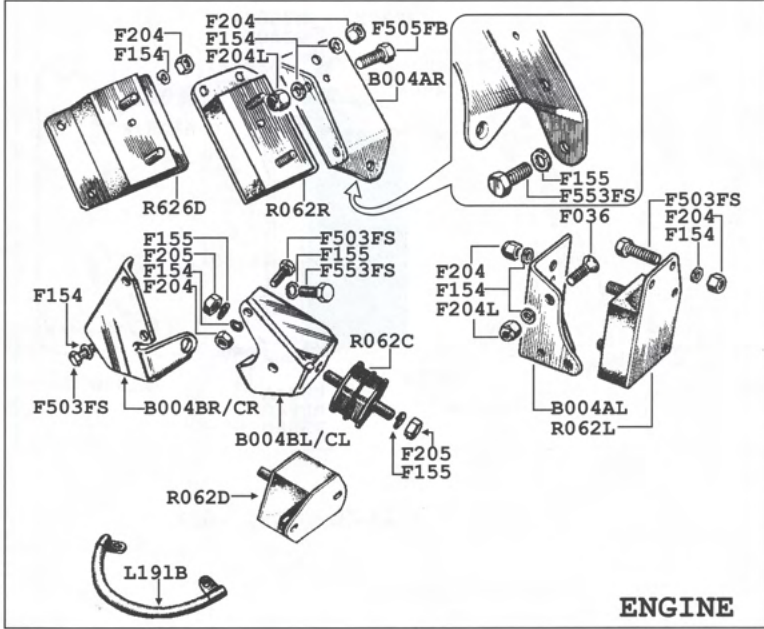
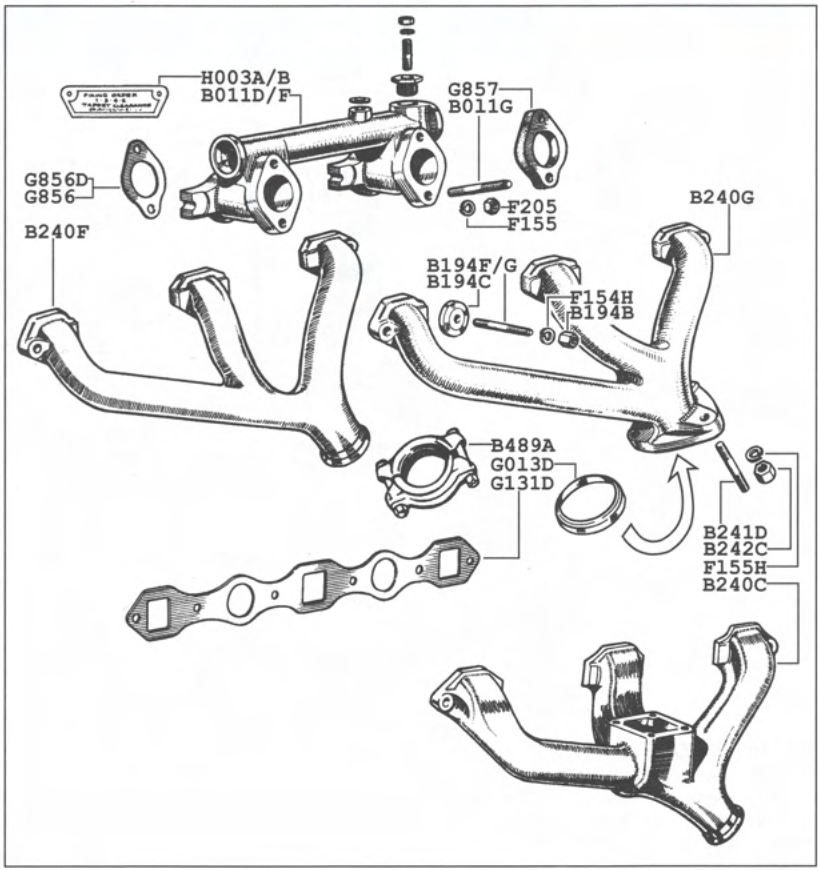
F154H	Spring washer-manifold/head	6
F155H	Spring washer-manifold stud	3
F155	Spring washer-carb/stud. (W5x2)	4
F205	Nut-carb stud (W5x2)	4

GASKETS & SEALS

G013D	Gasket-exhaust flange MGA	1
G131D	Gasket-inlet/exhaust to head	1
G856	Gasket-carb ZA	4
G856D	Gasket carb ZB/MGA	4
G857	Spacer-carb/manifold MGA/ZB	2

IDENTIFICATION PLATES

H003A	Tappet 0.017 & firing order	1
H003B	Tappet 0.015 & firing order	1



ENGINE

ENGINE MOUNTS

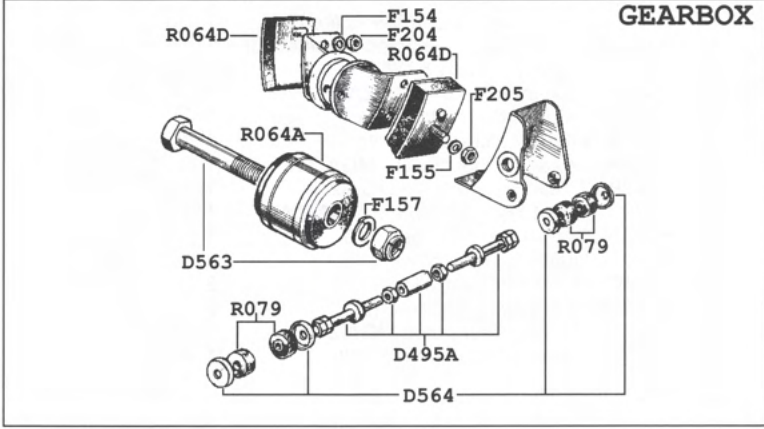
B004AL	Bracket-eng mount LH MGA	1
B004AR	Bracket-eng mount RH MGA	1
B004BL	Bracket-eng mount LH ZA/B	1
B004BR	Bracket-eng mount RH ZA/B	1
B004CL	Bracket-eng mount LH W5	1
B004CR	Bracket-eng mount RH W5	1
R062L	Eng mount LH MGA, T/CAM, De-luxe	1
R062R	Eng mount RH MGA 15/1600/1622	1
R062C	Eng mount ZA/B	2
R062D	Eng mount W4/W5	2
R626D	Eng mount RH T/CAM & De-luxe	1
L191B	Earthing strap-engine to body	1

FIXINGS

F036	Countersink screw 5/16" x 1"	1
F154	Spring washer-5/16"	AR
F155	Spring washer-3/8"	AR
F157	Spring washer-1/2"	AR
F204	Nut 5/16" UNF	AR
F204L	Nut - self locking 5/16" UNF	AR
F205	Nut 3/8" UNF	AR
F503FS	Screw 5/16" x 3/4"	AR
F553FS	Screw-rear plate 3/8" x 3/4"	AR
F505FB	Screw RH bracket	2

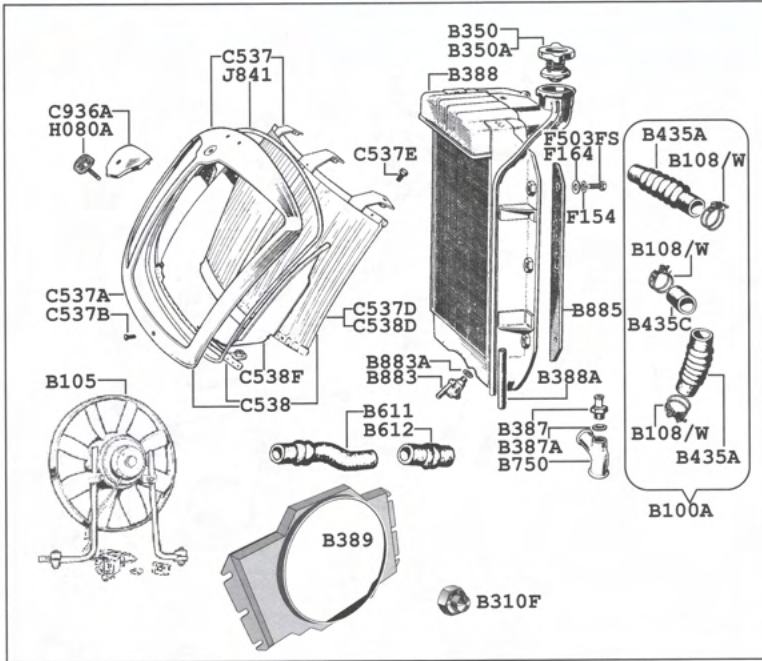
GEARBOX MOUNTS

D495A	Steady link-gearbox Z/W	1
D563	Bolt & nut-gearbox mount MGA	1
D564	Cup washer-steady link MGA	4
R064A	Mount gearbox-MGA	2
R064D	Gearbox mount-Z/W	2
R079	Rubber bush-gearbox steady link	4



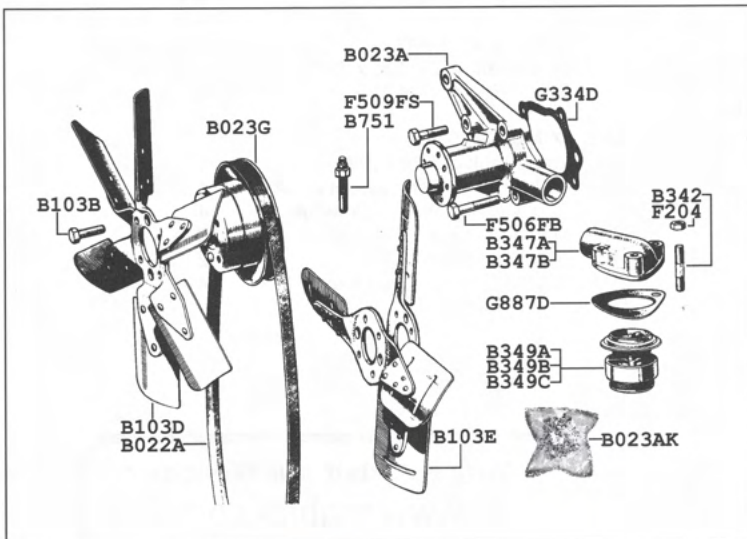
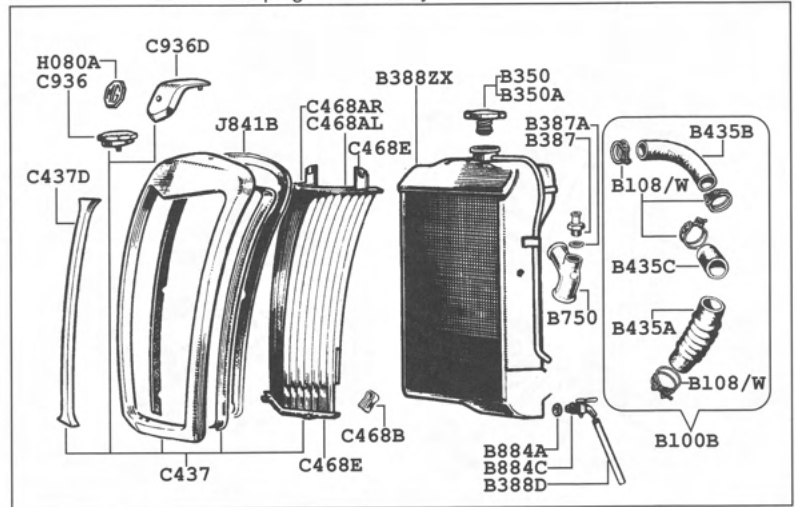
GEARBOX

Why not visit our Website?
www.mgbits.com

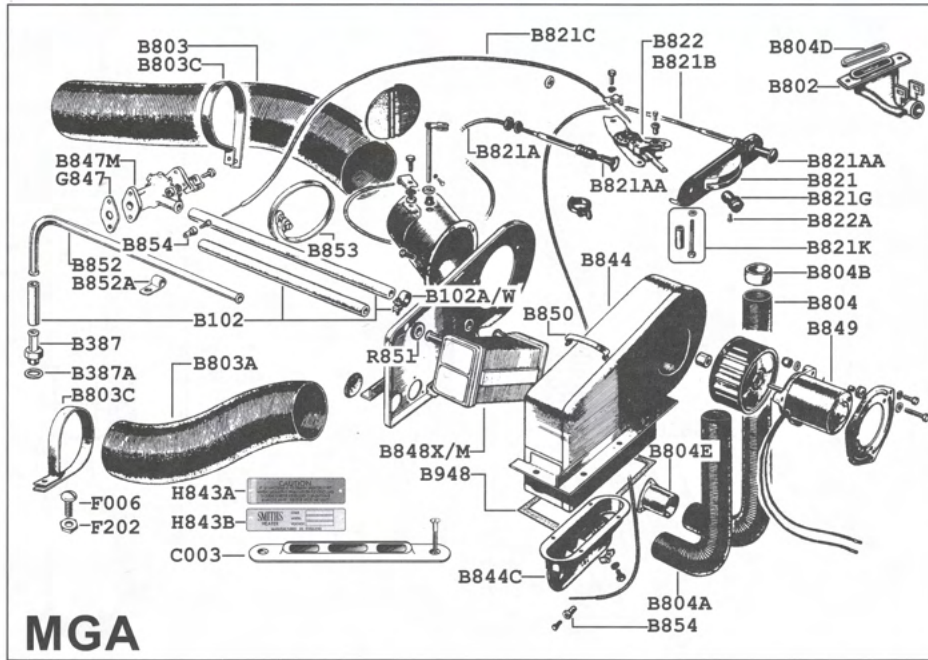


RADIATOR MGA		QTY
B105	Electric fan kit	1
B100A	Set of radiator hoses & clips	1
B108	Hose clip size 1X (<i>worm drive</i>)	6
B108W	Hose clip-wire type	6
B310F	Plug-thermostat housing/branch pipe	1
B350	Pressure cap 4 lb (<i>standard</i>)	1
B350A	Pressure cap 7 lb (<i>optional</i>)	1
B387	Heater hose union	1
B387A	Washer for union	1
B388A	Drain tube for radiator	1
B388	Radiator assembly	1
B389	Fan shroud	1
B435A	Hose-top or bottom	1
B435C	Hose pipe to pump	1
B611	Top hose-twin cam	1
B612	Bottom hose-twin cam	1
B750	Branch pipe-bottom hose	1
B883	Drain tap	1
B883A	Washer for drain tap	1
B885	Packing for radiator	2
C537	Grille/shell 1500/1600	1
C537A	Outer shell only	1
C537B	Dome screw-shell to grille	2
C537D	Grille only 1500/1600	1
C537E	Bolt-shell to body	6
C538	Grille/shell 1600 Mk2	1
C538D	Grille only 1600 Mk2	1
C538F	Grille insert panel 1600 Mk2	1
C936A	False nose	1
F503FS	Set Screw	6
F154	Spring Washer	6
F164	Plain Washer	6
H080A	MG badge	1
J841	Piping-shell to body	1

RADIATOR ZA/B & W15/50		QTY
B100B	Radiator hose+clip set	1
B108	Hose clip size 1X (<i>worm drive</i>)	6
B108W	Hose clip-wire type	6
B350	Pressure cap 4 lb (<i>standard</i>)	1
B350A	Pressure cap 7 lb (<i>optional</i>)	1
B387	Heater hose union	1
B387A	Washer for union	1
B388ZX	Radiator assembly ZA/B-exchange	1
B388A	Drain tube-radiator	1
B435A	Hose-bottom	1
B435B	Hose-top	1
B435C	Hose pipe to pump	1
B750	Branch pipe-bottom hose	1
B883A	Washer for drain tap	1
B884C	Drain tap	1
C437D	Centre bar-grille ZA/B	1
C437	Shell/grille assembly Z	1
C468AL	Radiator slat LH ZA/B	7
C468AR	Radiator slat RH ZA/B	7
C468B	Clip-grille slat to frame Z	28
C468E	Finger set-grille slates	1
C936	Dummy radiator cap ZA/B	1
C936D	False nose ZA/B	1
H080A	MG badge	1
J841B	Piping(black)radiator shell	1



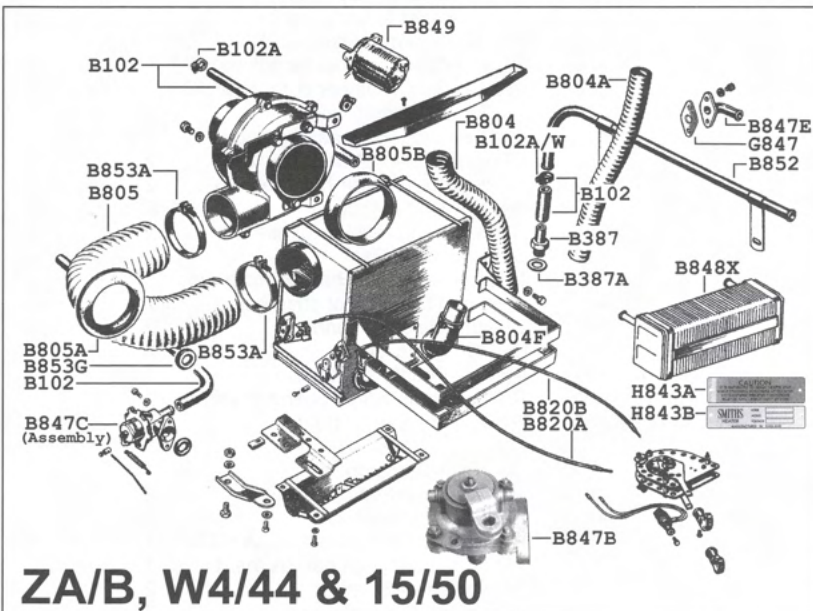
WATER PUMP ETC. MGA, ZA/B & 15/50		QTY
B022A	Fan belt	1
B023A	Water pump	1
B023AK	Kit-fixing water pump	1
B023G	Pulley-water pump	1
B103B	Screw-fan blades	4
B103D	Fan-6-blade MGA(Z/W option)	1
B103DZ	Fan-6-Blade (Plastic)aftermarket opt	1
B103E	Fan blade ZA/B & W52	1
B342	Stud-thermostat MGA/Z/W5	3
B347A	Elbow-water outlet MGA	1
B347B	Elbow-water outlet Z/W5	1
B349A	T/Stat 74c hot climate MGA/Z/W	1
B349B	T/Stat 82c standard MGA/Z/W	1
B349C	T/Stat 88c cold climate MGA/Z/W	1
B751	Sender-temp gauge Z/W5	1
F204	Nut-thermostat cover	3
F506FB	Bolt-water pump (<i>long</i>)	2
F509FS	Bolt-water pump (<i>short</i>)	2
G334D	Gasket-water pump MGA/Z/W5	1
G887D	Gasket-thermostat M/Z/W5	1



MGA

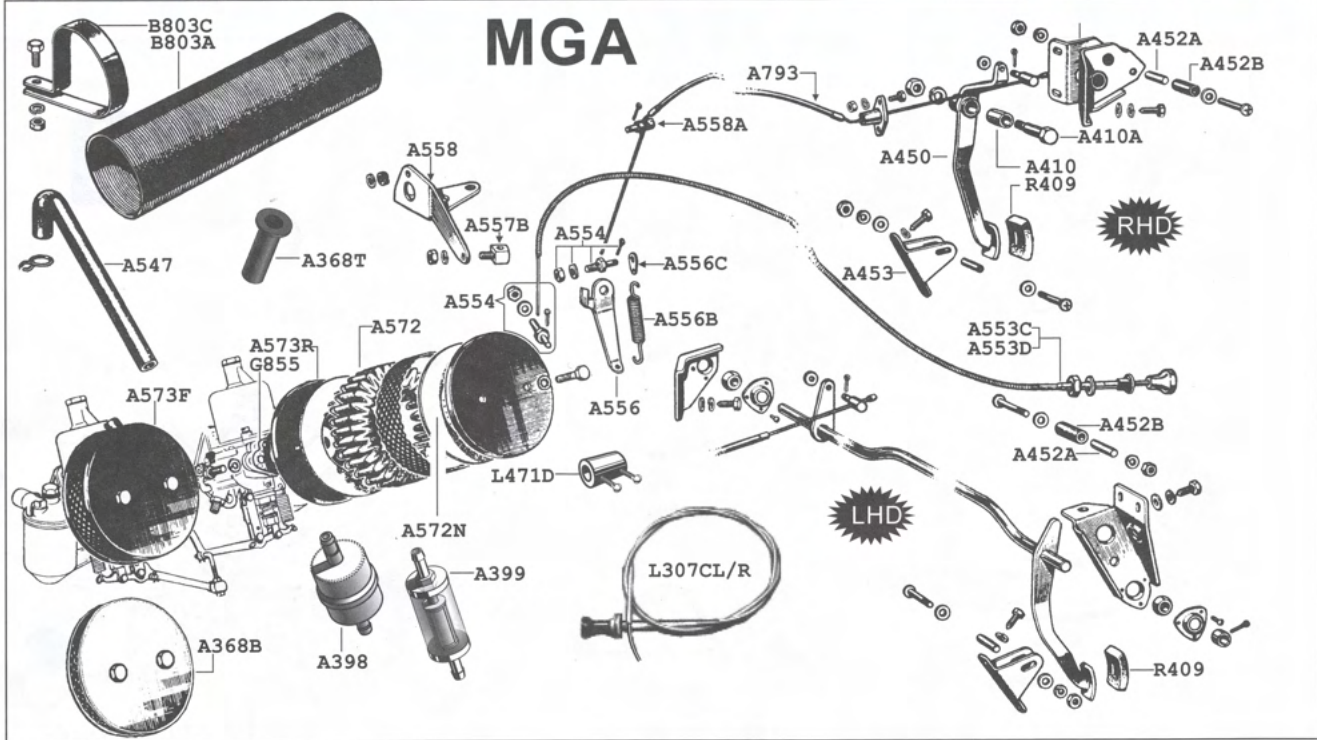
MGA	QTY
B102	1
B102A	6
B102W	6
B387	1
B387A	1
B802	2
B803	1
B803A	2
B803C	3
B804	1
B804A	1
B804B	2
B804D	2
B804E	2
B821	1
B821A	1
B821AA	1
B821B	1
B821C	1
B821G	1
B821K	1
B822	1
B822A	1
B844	1
B844A	1
B844AA	1
B844C	1
B847M	1
B847R	1
B848	1
B848X/M	1
B849	1
B850	4
B852	1
B852A	2
B853	4
B854	4
B855	1
B948	1
C003	2
F006	3
F202	3
G847	1
H843A	1
H843B	1

B844	Heater complete-MGA (not T-Cam)	1
B844A	Heater casing only-MGA (not T-Cam)	1
B844AA	Heater assembly T-Cam	1
B844C	Outlet flap assembly-MGA	1
B847M	Valve-water	1
B847R	Valve-water Twin Cam	1
B848	Heater radiator	1
B848X/M	Heater radiator-exchange	1
B849	Heater motor	1
B850	Clip for heater body	4
B852	Pipe return-water	1
B852A	Clip for water pipe	2
B853	Clip-air hose to heater	4
B854	Clamp-cable end	4
B855	Foam packing-heater	1
B948	Rubber seal-heater mount	1
C003	Chrome demist vent (on scuttle)	2
F006	Screw for B803C	3
F202	Nut for above	3
G847	Gasket for water valve	1
H843A	Nameplate-"Caution" plate-heater	1
H843B	Nameplate- "Smith's"-plate-heater	1



ZA/B, W4/44 & 15/50

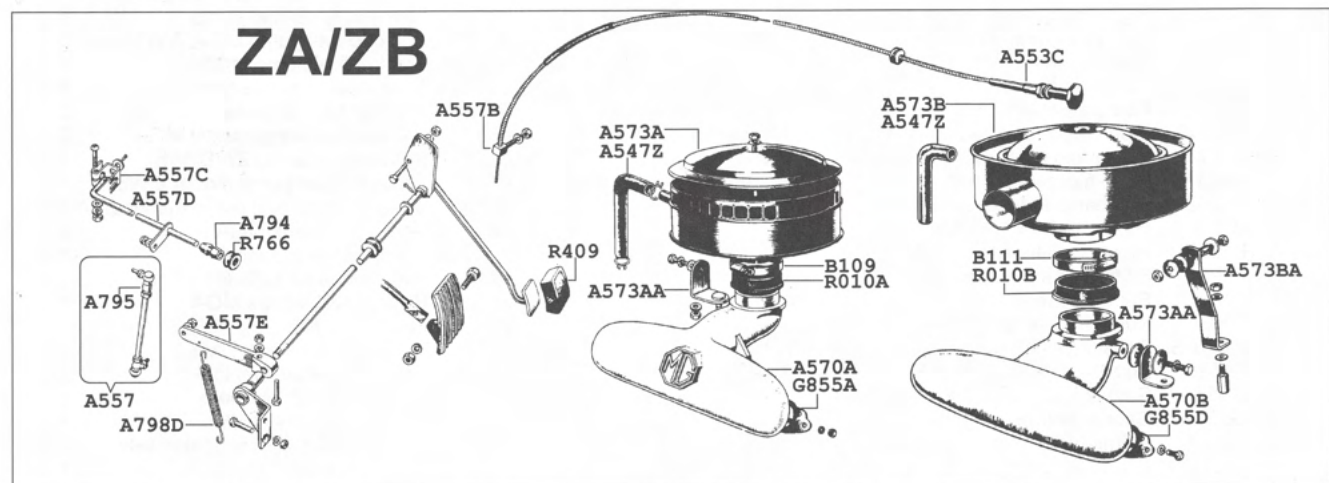
ZA/B, W4/44 & 15/50	QTY
B102	1
B102A	6
B102W	6
B387	1
B387A	1
B804	1
B804A	1
B804F	2
B805	1
B805A	1
B805B	1
B820A	1
B820B	1
B821F	1
B831G	1
B821K	1
B821L	1
B847A	1
B847B	1
B847C	1
B487E	1
B848X	1
B849	1
B852	1
B853A	1
B853G	2
G847	1
H843A	1
H843B	1



A368B	Pancake filter 1½" MGA/ZB	2	A558A	Anchor-throttle cable MGA	1
A368T	Tube-breather for A368B	1	A572P	Elements-air cleaner (Pr) MGA	1
A398	Filter-inline fuel plastic All	1	A572N	Felts-air clnr car (se t4)TF/MGA	1
A399	Filter-inline fuel glass/chrome	1	A573F	Air cleaner-front (+ tube)* MGA	1
A410	Throttle pedal bush MGA	1	A573R	Air cleaner-rear MGA *	1
A450	Throttle RHD MGA	1	A793	Throttle cable MGA	1
A452A	Distance tube-throttle stop MGA	1	B803A	Air hose-heat/carb 18"X4" MGA**	2
A452B	Rubber-throttle stop MGA	1	B803C	Clip-air hose to body MGA**	2
A547	Hose-rocker cover MGA/AMW	1	G855D	Gasket-air cleaner TFMZB/MGR	2
A553CL	Choke cable with knob MGA LHD	1	L307CL	Starter cable with knob LHD	1
A553CR	Choke cable with knob MGA RHD	1	L307CR	Starter cable with knob RHD	1
A554	Cable clamp All	2	L471D	Coupling-starter cable TDF/Y/M	1
A556	Bracket-throttle spring MGA	1	R409	Pad for throttle pedal MZA/W	1
A556B	Spring-throttle return MGA	1			
A556C	Plate-throttle spring MGA	1			
A557B	Trunnion cable ZA/MGA	1			
A558	Bracket-throttle+choke MGA	1			

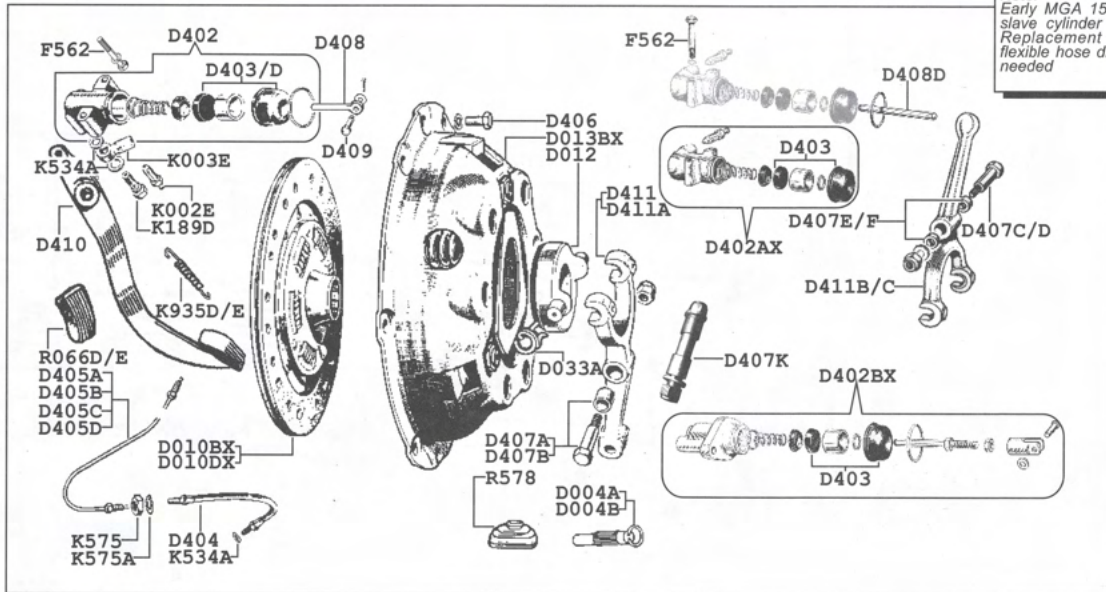
* = Complete with elements & felt pads
 ** = 2 per car - 1 for heater, 1 for carbs

ZA/ZB




A547Z	Hose-r/cover to air cleaner Z	1	A795	Ball joint-throttle link Z	2
A557B	Trunnion - cable ZA + MGA	1	A798D	Spring-throttle pedal Z	1
A553C	Choke cable with knob	1	B109	Hose clip ZA	1
A557	Throttle link assembly	1	B111	Hose clip ZB	1
A557C	Clamp/lever - throttle shaft Z (used)	1	G855A	Gasket-carburettor inlet ZA	2
A557D	Shaft - throttle to carbs Z (used)	1	G855D	Gskt-carb/filter 1.5" TFMZB/MGR	2
A557E	Lever - throttle pedal shaft Z (used)	1	R010A	Grommet-air cleaner ZA	2
A570A	Air manifold ZA (used)	1	R010B	Grommet-air cleaner ZB	2
A570B	Air manifold ZB (used)	1	R409	Pad-throttle pedal*	1
A573A	Air filter ZA (used)	1	R766	Grommet-throttle shaft	1
A573AA	Support bracket air filter ZA	1			
A573B	Air filter ZB (used)	1			
A573BA	Support bracket air filter ZB	1			
A794	Bush-throttle spindle Z	1			

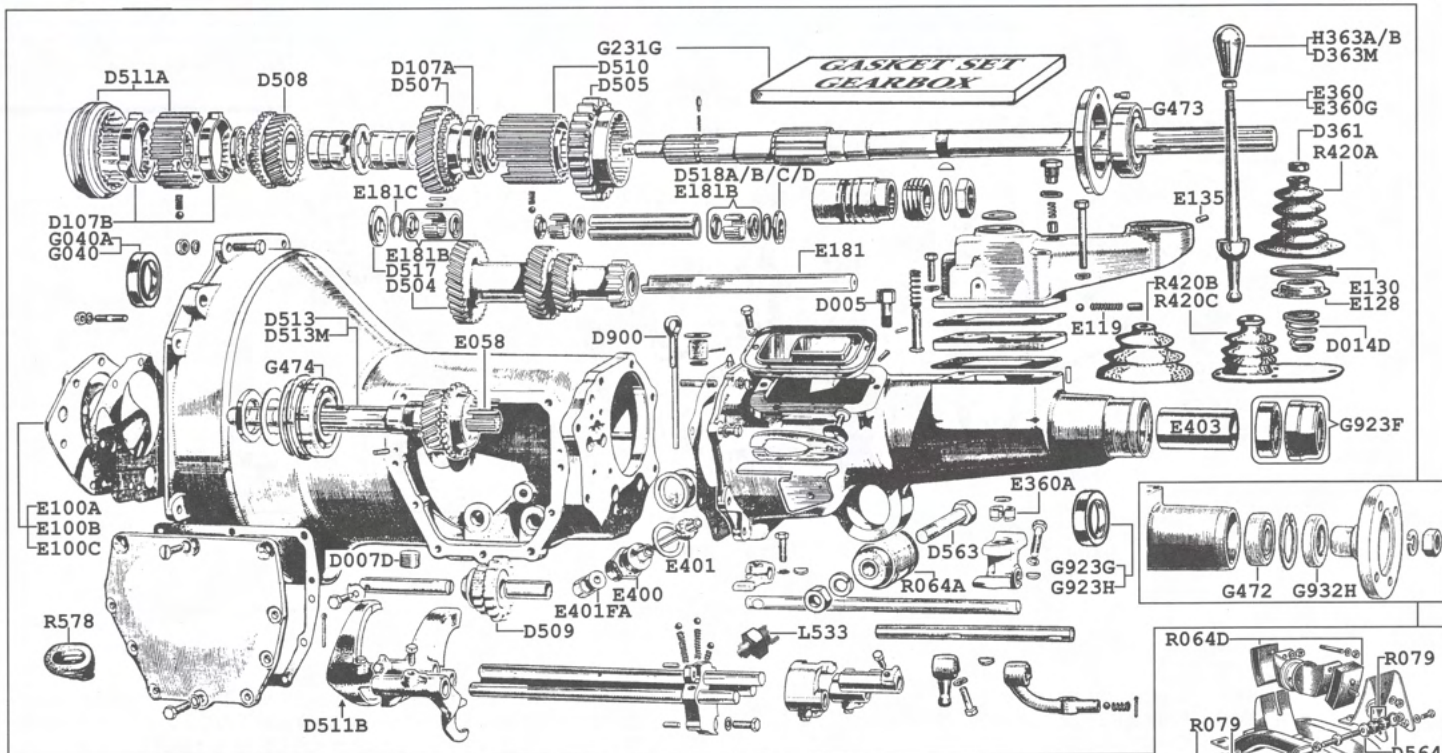
*Note: Late models with large ribbed metal pedal are not fitted with rubber pad.



CLUTCH

- | | | | |
|--------|---|-------|--|
| D004A | Clutch tool 10 spline | D407E | Bushes-pr clutch fork pivot early ZA 3/8" |
| D004B | Clutch tool 23 spline 1600 Mk II | D407F | Bushes-pr clutch fork pivot late ZA/B 1/2" |
| D012 | Clutch release bearing | D407K | Pivot & bush set-clutch set 1/2" Z & 15/50 |
| D010BX | Clutch plate MGA 1500/1600 & 15/50 exchange | D408 | Pushrod-slave cylinder MGA |
| D010DX | Clutch plate 23 spline 1600 Mk II exchange | D408D | Pushrod-slave cylinder ZA/B & 15/50 |
| D013BX | Clutch cover exchange | D409 | Clevis pin-clutch pushrod |
| D033A | Circlip-clutch fork each | D410 | Clutch pedal MGA RHD |
| D402 | Slave cylinder-clutch MGA | D410L | Clutch pedal MGA LHD |
| D402AX | Clutch slave cylinder ZA/B & 15/50 exchange | D411 | Lever-clutch release MGA 1500 |
| D402BX | Clutch slave cylinder W4/44 exchange | D411A | Lever-clutch release MGA 1600 & Mk2 |
| D402MM | Slave cylinder-clutch-manumatic -repair service | D411B | Lever-clutch release ZA/B & 15/50 |
| D403 | Repair kit slave cylinder ZA/B & 15/50 | F562 | Bolt 3/8" UNF x 1 7/8"-slave cylinder |
| D403D | Repair kit slave cylinder MGA | K002E | Bleed nipple |
| D404 | Flexible hose-slave cylinder | K003E | Banjo-slave cylinder |
| D405A | Clutch pipe RHD MGA | K189D | Bolt-banjo |
| D405B | Clutch pipe LHD MGA | K534A | Copper washer-brake/unions medium |
| D405C | Clutch pipe LHD ZA/B & 15/50 | K575 | Nut-brake hose |
| D405D | Clutch pipe RHD ZA/B & 15/50 | K575A | Shakeproof washer |
| D406 | Bolt-clutch to flywheel (6 needed) | K935D | Spring-brake/clutch pedal MGA |
| D407A | Bolt and nut-clutch pivot MGA | K935E | Spring-brake/clutch pedal ZA/B & 15/50 |
| D407B | Bush-clutch pivot MGA | R066D | Pedal pad-MGA |
| D407C | Bolt-clutch fork pivot early ZA 3/8" | R066E | Pedal pad-ZA/B 4/44 & 15/50 |
| D407D | Bolt-clutch fork pivot late ZA/B 1/2" | R578 | Cover-clutch lever MGA |





There were a number of changes during production, and it is not unusual to find that a later unit has been fitted. It is best to check the following points for identification.

1) **Front oil seal** Some very early cars before engine 7981 used an oil return scroll instead of an oil seal.

2) Front casing

[a] Some cars up to engine no.15GDI01 (MGA) used UNF threads, changing at gearbox no.A916 to UNC threads which were less easily damaged.

[b] Starter motor was moved at engine 15GDI01 (MGA) to a higher position, with a cut-out in the RH foot ramp.

[c] MGA 1600 Mk II models used a ribbed casing and thicker bosses on engine mount flange.

3) Oil seal rear*

[a] Gearboxes before number A101 used oil seal part no.G923F with felt and lip seal inside a metal case-see illus.

[b] From gearbox A102 a seal was fitted inside the gearbox alloy housing, part no.G923G see illus. However, the size of this housing was enlarged at engine 15GDI01 (MGA) to accommodate a flange instead of the previous splined propshaft drive. The seal was therefore changed again to a larger internal version part no.G923H see illus.

D005	Breather plug	E058	Roller set-input shaft (18)
D007D	Drain plug	E100A	Front cover-non oil seal type ZA/W5
D014D	Spring-gear lever base	E100B	Front cover-oil seal type MGA
D106D	Gearbox repair service MGA	E100C	Front cover-oil seal type ZA/B/W5
D106E	Gearbox repair service ZA/B & W15/50	E119	Spring-operating shaft MGA
<i>Let us quote for overhauling your gearbox. Our engineer has many years experience & can often minimise the cost by carrying out just the repairs needed to your unit</i>			
D107A	Syncro ring-2nd gear	E128	Cover-gear lever-lower
D107B	Syncro ring 3rd and 4th gear	E130	Circlip-gear lever (lower)
D361	Chrome ring-gear lever gaiter	E135	Pin-gear lever to housing (2)
D495A	Steady link-ZA/B W4/5	E181	Layshaft
D504	Laygear cluster	E181B	Roller cage-layshaft (3 needed)
D505	First speed gear	E181C	Circlip-needle roller
D507	Second speed gear	E360	Gear lever MGA
D508	Third speed gear	E360A	Bush-gear lever-replacement
D509	Reverse gear	E360C	Gear lever ZA/B & 15/50
D510	Sliding hub-1st and 2nd gear	E400	Housing-speedo drive
D511A	Sliding hub and dog 3rd and 4th gear	E401	Shaft & gear-speedo drive MGA/Z/W5
D511B	Fork-3rd & 4th gear	E401FA	Seal-speedo pinion
D513	First motion shaft except 1600	E403	Bush-sliding spline main shaft
D513M	First motion shaft Mk II	G040	Oil seal-1st motion shaft
D517	Thrust-laygear front	G040A	Oil seal-1st motion shaft-early (modified) ZA/B & 15/50
D518A	Thrust-laygear rear 0.155	G231G	Gasket set for gearbox
D518B	Thrust-laygear rear 0.157	G472	Bearing- MGA flanged mainshaft
D518C	Thrust-laygear rear 0.160	G473	Bearing-gearbox mainshaft
D518D	Thrust-laygear rear 0.163	G474	Bearing-1st motion shaft
D563	Bolt/nut-gearbox mount	G923F	Seal-cap type gearbox rear*
D564	Cup washer ZA/B & W15/50	G923G	Seal-gearbox rear 49MM OD *
D800	Laygear conversion	G923H	Seal-gearbox rear 63MM OD-flanged mainshaft*
<i>As original laygears are not readily available this kit contains a later laygear and layshaft assembly, which will mesh perfectly with standard MGA or Magnette gears. However, owing to the slightly larger diameter of the layshaft, it is necessary to ream the layshaft holes in the gearbox casing to suit the new shaft.</i>			
D801	Close ratio gear set complete	H363A	Knob-gear lever-wood "MG" motif
<i>Gearbox casing needs reaming to accept larger Layshaft-see details under D800 above.</i>			
D900	Dipstick-gearbox oil	H363B	Knob-gear lever-leather "MG" motif
		L533	Switch-reverse lamp Z/W5
		R064A	Mount-gearbox MGA
		R064D	Mounts-gearbox ZA/B & W4/5
		R079	Bush-steady link ZA/B & W4/W15
		R420A	Gear lever gaiter MGA
		R420B	Gear lever gaiter round ZA/B & W5
		R420C	Gear lever gaiter oval ZA/B & W5
		R578	Cover-clutch lever MGA**

*See note 3 for different types

**There is no rubber cover on ZA/B & W5



We can supply a 5-speed conversion kit for the MGA ZA and ZB Magnette and the Wolseley 15/50.

This modification completely transforms the performance especially at cruising speeds when the fifth gear allows a reduction of around 1200 rpm giving a greater economy and far less stress on both the car and driver! The kit uses an all synchromesh Ford Type 9 Sierra gearbox which is faster and smoother than the original.

E250 Ford Type 9 gearbox

E250H MGA Conversion Kit


E250J ZA/B, Wolseley 15/50 Conversion Kit

The Kit Comprises:

- 1 Cast aluminium Bell Housing
- 2 Clutch release lever pivot and bolt
- 3 Gasket, Bell Housing to gearbox
- 4 Extended Spigot bush
- 5 Rear rubber gearbox mounting
- 6 Cross member spacers (2)
- 7 Gear lever assembly

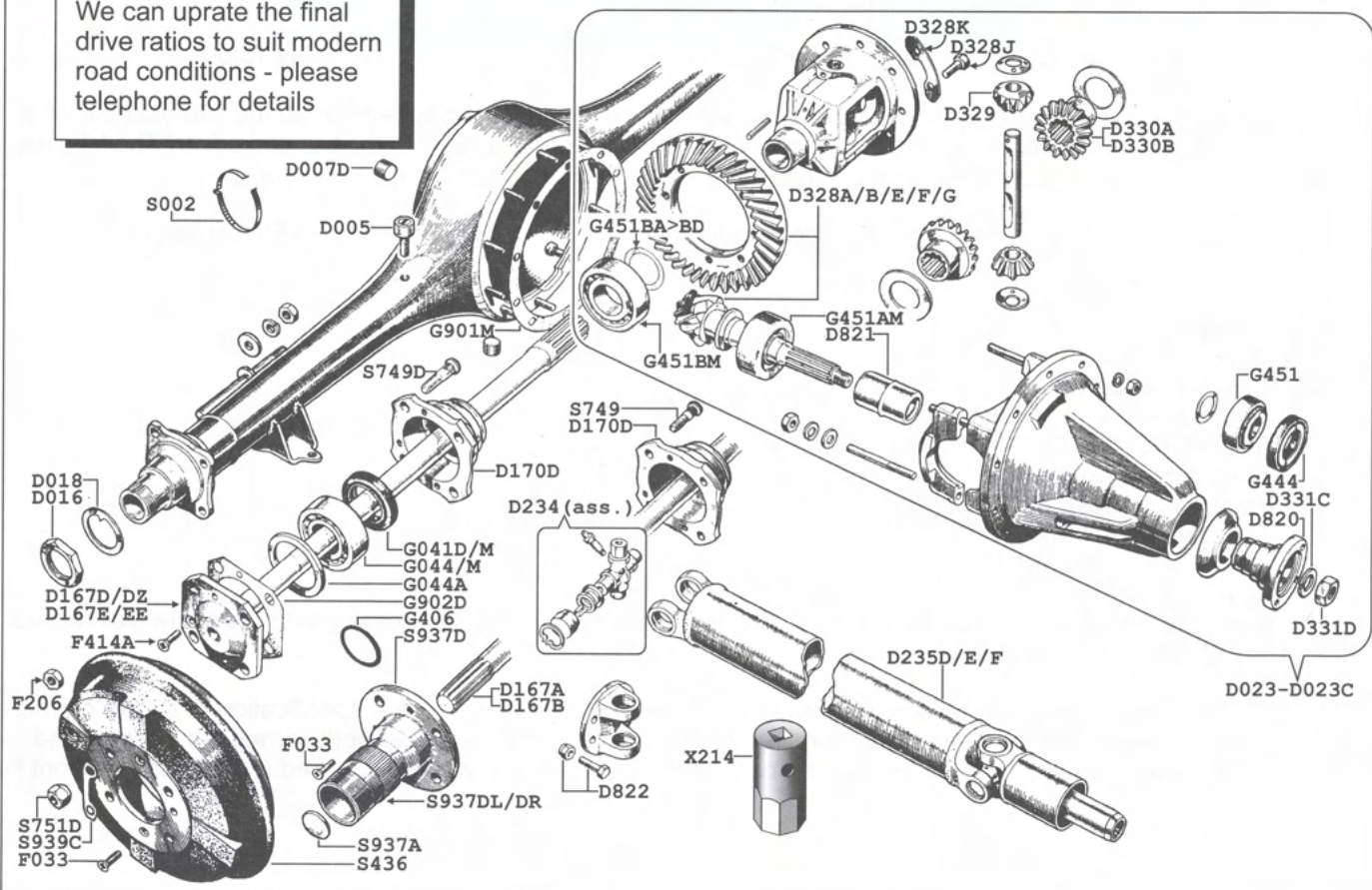
For the Magnette & Wolseley the clutch slave cylinder is mounted under the bell housing and the hydraulics moved. The MGA clutch lever is used (we can supply).

All types of 'B' Series engine can be accommodated. We need to know exact engine specification to supply correct kit. The vehicle speedometer will need re-calibrating. Instructions on how to get this work carried out are supplied with the kit. Please request a form which must be completed to ensure that you are supplied with exactly the right kit for your vehicle.



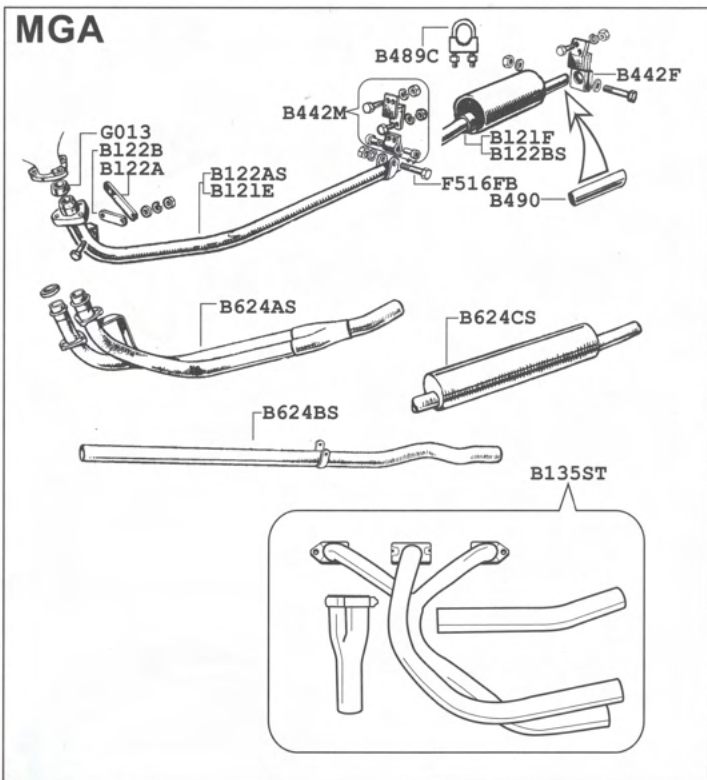


We can uprate the final drive ratios to suit modern road conditions - please telephone for details



D005	Breather plug	1	D330B	Gear-differential 25 Spline	2
D007D	Plug-drain+filler	2	D330C	Gear-differential 26 Spline	2
D016L	Locknut-rear axle bearing LHS (LH thread)	1	D331C	Washer-pinion flange	1
D016R	Locknut-rear axle bearing RHS (RH thread) **	1	D331D	Nut-pinion flange	1
** Early cars used RH on both sides - check when ordering			D820	Flange-differential	1
D018	Lock washer-rear axle bearing	2	D821	Spacer-pinion shaft	1
D023	Differential assembly 8:39 (4.875) used	1	D822	Bolt & nut set-propshaft flange	2
D023A	Differential assembly 9:41 (4.55) used	1	F206	Nut-brake drum wire/w cars	8
D023B	Differential assembly 10: 43 (4.3) used	1	F414A	Screw 1/4" x 3/4"-UNF c/sunk Pozi	A/R
D023C	Differential assembly 10:41 (4.1) used	1	G044A	Spacer-rear bearing	2
D167	Half shaft-disc wheel	2	G044M	Bearing-rear hub	2
D167A	Half shaft-w/wheel 10 spline inner end MGA	2	G045D	Oil seal-rear hub	2
D167B	Half shaft-w/wheel 25 spline inner end MGA	2	G046	'O' ring-rear hub	2
D167BB	Half shaft-w/wheel 26 spline inner end MGA	2	G444	Oil seal-differential	1
D167CZ	Half shaft-wire wheel 10 spline inner end ZA/B	2	G451	Bearing-pinion front	1
D167D	Half shaft-disc wheel 10 spline MGA	2	G451AM	Bearing-pinion rear	1
D167DZ	Half shaft-disc wheel 10 spline ZA/B	2	G451BA	Shim-diff bearing 0.002"	1
D167E	Half shaft-disc wheel 25 spline MGA	2	G451BB	Shim-diff bearing 0.003"	1
D167EE	Half shaft-disc wheel 26 spline MGA	2	G451BC	Shim-diff bearing 0.004"	1
D170D	Inner hub-disc wheel	2	G451BD	Shim-diff bearing 0.006"	1
D170E	Inner hub-Wire wheel	2	G451BM	Bearing-differential carrier	2
D234	Universal joint-propshaft	2	G901D	Gasket-differential carrier	1
D235D	Prop/shaft-MGA 1500 (to Chassis 20752)	1	G902D	Gasket-rear hub	2
D235E	P/shaft MGA1500 (Fr Ch 20752), 1600	1	S002	Strap-brake pipes	1
D235F	P/Shaft 2 Flange-MGA1600, MGA1600 Mk2	1	S436	Brake drum	2
D328A	Crown wh & pin 4.3 MGA1500/1600/Twin Cam	1	S749	Stud-wire wheel	8
D328B	Crown wheel & pinion 4.1 MGA1600 Mk2	1	S749D	Stud-disc wheel	8
D328E	Crown wheel & pinion 3.9 MGA Optional	1	S751D	Nut-(disc) road wheel	8
D328F	Crown wheel & pinion 4.875 ZA W5	1	S937A	Core plug-wire wheel hub	2
D328G	Crown wheel & pinion 4.55 ZB	1	S937DL	Hub-rear-wire wheel LH	1
D328J	Bolt-crown wheel to diff housing	8	S937DR	Hub-rear-wire wheel RH	1
D328K	Tab washer-crown wheel	4	S939C	Lock tab set-rear brake drums (wire wheels only)	1
D329	Pinion-differential	2	X214	Box spanner-rear hub locknut	1
D330A	Gear-differential 10 Spline	2	X214LOAN	Box spanner-rear hub locknut	1



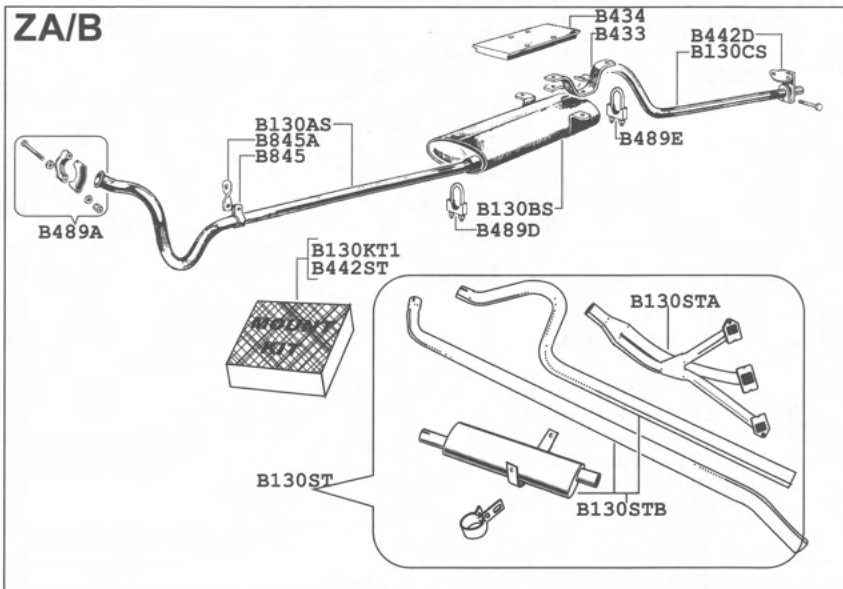


EXHAUST - MGA

- B121E Front pipe-mild steel
- B121F Silencer-mild steel
- B122 Complete exhaust-stainless
- B122A Support strap-upper
- B122AS Front pipe-stainless steel
- B122B Support strap-lower
- B122BS Silencer-stainless steel
- B135ST Tubular EX manifold MGA S/S
- B135D Silencer - Special sports MGA S/S
- B442F Exhaust mount rear
- B442M Exhaust mount (*intermediate*) complete
- B489C Exhaust clamp 1 7/8" front
- B490 Chrome tail pipe trim 1 5/8"
- B624AS Front pipe-stainless steel Twin Cam
- B624BS Link pipe-stainless steel Twin Cam
- B624CS Silencer-stainless steel Twin Cam
- G013D Gasket-exhaust flange
- X364 Exhaust paint-black(*aerosol*)

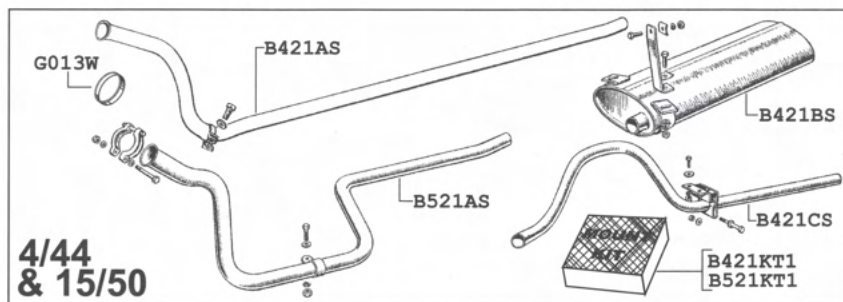
EXHAUST - ZA/B

- B130 Complete exhaust-stainless
- B130AS Front pipe-stainless
- B130BS Silencer-stainless
- B130CS Tailpipe-stainless
- B130KT1 Mount Kit-standard sys-stainless
- B130ST Complete exhaust with tubular manifold-uprated-suitable for all engines up to 1800cc
- B130STA Manifold-tubular 'Free-Flow'
- B130STB Silencer-tailpipe-tubular
- B433 Mount straps-silencer pair
- B434 Heat shield-silencer
- B442D Exhaust mount rear
- B442B Bolt & nut exhaust mount
- B442ST Mount kit-for B130ST
- B489AS Exhaust clamp-front pipe
- B489DS Exhaust clamp 1 5/8" front
- B489ES Exhaust clamp 1 1/2" rear
- B845 Support clamp-front pipe
- B845A Bracket-front pipe



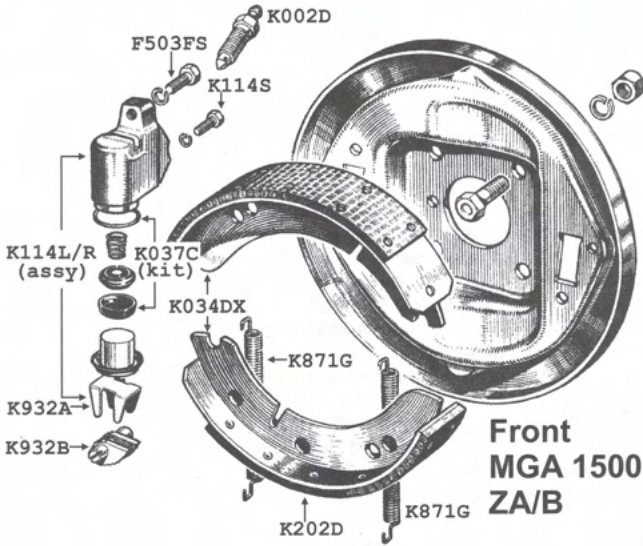
EXHAUST - WOLSELEY 4/44 & 15/50

- B421AS Front pipe-stainless 4/44
- B421BS Silencer-stainless 4/44 & 15/50
- B421CS Tailpipe-stainless 4/44 & 15/50
- B421KT1 Mount Kit-stainless 4/44
- B489A Exhaust clamp-front pipe 15/50
- B489DS Exhaust clamp 1 5/8" front
- B489FS Exhaust clamp 1 3/8" rear
- B521AS Front pipe-stainless 15/50
- B521KT1 Mount Kit-stainless 15/50
- B845 Support clamp-front pipe
- B845A Bracket-front pipe
- G013W Gasket-front pipe 4/44

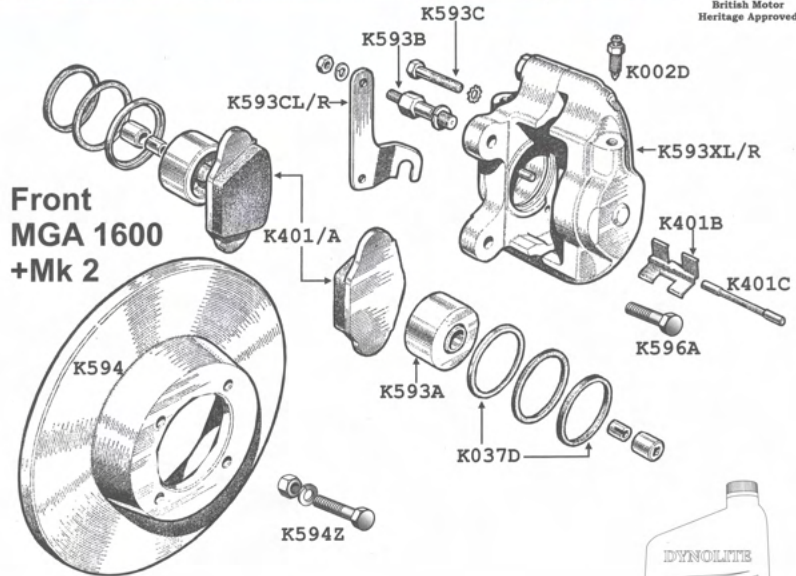




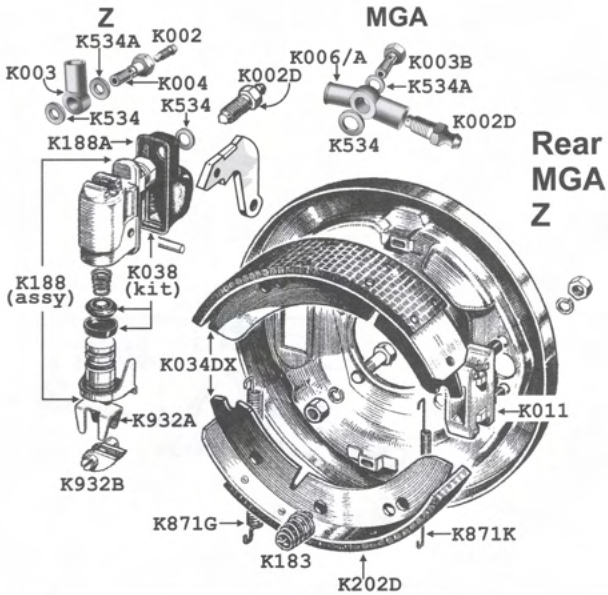
British Motor Heritage Approved



Front MGA 1500 ZA/B



Front MGA 1600 +Mk 2



Rear MGA Z



**FRONT DRUM BRAKES
MGA 1500 ZA/B LATE W15/50**

F414A	Set screw-brake drum 1/4" x 3/4" UNF c/s Pozi A/R	
F503FS	Set screw for wheel cylinder	4
K002D	Bleed screw 3/8" UNF MGA, Z	4
K034DX	Brake shoes set 4 exchange MGA, Z	2
K037C	Repair kit-frt cylinder MGA, Z, W5b	4
K114L	Front wheel cylinder LH MGA, Z, W5b	2
K114R	Front wheel cylinder RH MGA, Z, W5b	2
K114S	Set screw-front wheel cylinder-special head	4
K202D	Brake linings/rivets set-4 MGA, Z	2
K871G	Pull-off spring large MGA, Z	6
K932A	Mask-brake adjuster	6
K932B	Adjuster-brake shoe	6
S436	Brake Drum 1500 x 4, 1600 x 2	
S939D	Nut-wire wheel brake drum	12/24
S939E	Lock tab-brake drum	6
S939G	Brake drum-front-wire wheels	2

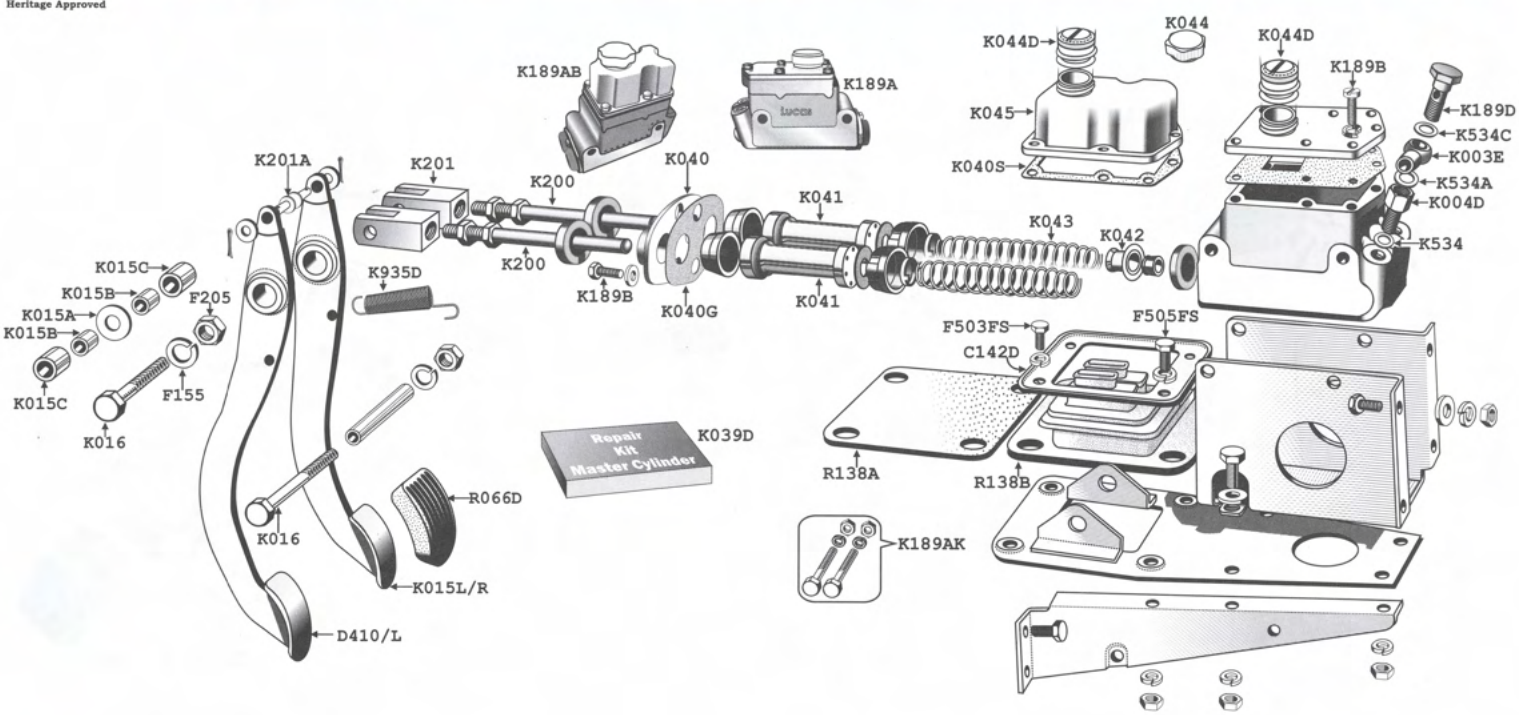
**DISC BRAKES
MGA 1600 + Mk2**

K002D	Bleed screw 3/8" UNF MGA, Z	4
K037D	Repair kit-caliper MGA 1600+Mk 2	2
K401	Brake pad set MGA 1600+Mk 2	1
K401A	Brake pads uprated MGA 1600+Mk 2	1
K401B	Clip-brake pads MGA 1600+Mk 2	2
K401C	Pin-brake pads MGA 1600+Mk 2	2
K593A	Piston-replacement MGA 1600+Mk 2	2
K593B	Stud-caliper mount MGA 1600+Mk 2	2
K593C	Bolt-caliper mount MGA 1600+Mk 2	2
K593CL	Lockplate-caliper LH MGA 1600+Mk 2	1
K593CR	Lockplate-caliper RH MGA 1600+Mk 2	1
K593XL	Caliper assembly LH MGA 1600+Mk 2 exch	1
K593XR	Caliper assembly RH MGA 1600+Mk 2 exch	1
K594	Front brake disc MGA 1600+Mk 2	2
K594Z	Bolt+nut+washer disc to hub conv	8
K596A	Bolt-caliper-disc brake conversion	4


**REAR BRAKES
MGA 1500 ZA/B LATE W15/50**

K002	Bleed screw BSF early Z, W	4
K002D	Bleed screw 3/8" UNF MGA, Z	4
K003	Banjo-single	4
K003B	Union bolt-wheel cylinder	2
K004	Straight union Z, W	3
K006	Double banjo union BSF MGA	2
K006A	Double banjo union UNF MGA	2
K011	Bracket-rear brake shoe	2

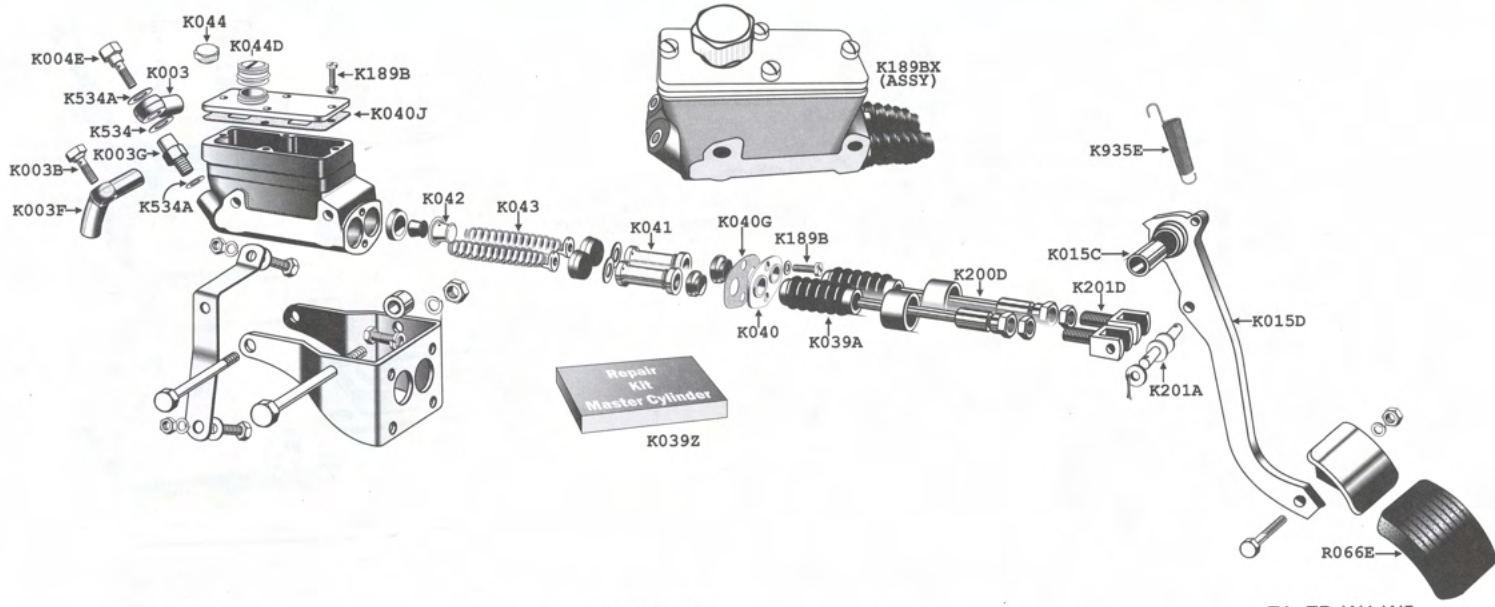
K038	Repair kit-rear wheel cylinder	2
K183	Steady spring-rear brake shoe	4
K188	Rear wheel cylinder(K188A not inc)	2
K188A	Gaiter-rear wheel cylinder	2
K202D	Brake linings/rivets set-4 MGA, Z	2
K534	Copper washer-brake unions small	AR
K534A	Copper washer-brake unions medium	AR
K871G	Pull-off spring large MGA, Z	6
K871K	Pull-off spring small rear MGA, Z	2
K932A	Mask-brake adjuster	6
K932B	Adjuster-brake shoe	6



C142D	Plate-pedal draught excluder	1	K042	Non return valve-master cylinder	2
D410	Clutch pedal RHD	1	K043	Spring-master cylinder	2
D410L	Clutch pedal LHD	1	K044	Plastic cap-master cylinder	1
F155	Spring washer 3/8"	AR	K044D	Metal cap-master cylinder-original style	1
F205	Full nut 3/8"	AR	K045	Top-master cylinder 1600+Mk 2	1
F503FS	Set Screw 5/16" UNF x 3/4"	AR	K189A	Master cylinder 1500	1
F505FS	Set screw 5/16" UNF x 1"	AR	K189AB	Master cylinder assembly 1600+Mk 2	1
K003E	Banjo-M/cylinder clutch	1	K189AK	Fixing Kit-master cylinder	1
K004D	Adaptor-master cylinder clutch	1	K189B	Screw-m/cylinder top & end plate	9
K015A	Distance washer-brake pedal	1	K189D	Banjo bolt-master cylinder	1
K015B	Spacer-pedal shaft	2	K200	Pushrod-master cylinder	2
K015C	Bush-pedal shaft	2	K201	Fork-master cylinder pushrod	2
K015L	Brake pedal LHD	1	K201A	Clevis pin-master cylinder	2
K015R	Brake pedal RHD	1	K534	Copper washer-brake unions small	AR
K016	Bolt-pedal pivot	1	K534A	Copper washer-brake unions medium	AR
K039D	Repair kit-master cylinder	1	K534C	Copper washer-brake unions large	AR
K040	End plate-master cylinder	1	K935D	Return spring-pedals	2
K040G	Gasket-master cylinder end plate	1	K951	Brake servo kit	1
K040S	Gasket-master cylinder top-not twin cam	1	R066D	Pedal pad-brake/clutch	2
K041	Piston-master cylinder	2	R138A	Pad-pedal box-not twin cam	1
			R138B	Draft excluder-pedals-not twin cam	1




Brake servo kit suitable for all models




	ZA	ZB	W4	W5		ZA	ZB	W4	W5
K003	4	4	4	4	K043	2	2	2	2
K003B	2	2	2	2	K044	1	1	1	1
K003F	1*	1*	1	1*	K044D	1	1	1	1
K003G	1	1	1	1	K040J	9	9	9	9
K004E	1	1	1	1	K189B	1	1	1	1
K015C	2	2	2	2	K189BX	1	1	1	1
K015D	1	1	1	1	K200D	2	2	2	2
K039A	2	2	2	2	K201A	2	2	2	2
K039Z	1	1	1	1	K201D	2	2	2	2
K040	1	1	1	1	K534	AR			
K040G	1	1	1	1	K534A	AR			
K040J	1	1	1	1	K935E	2	2	2	2
K041	2	2	2	2	K951	1	1	1	1
K042	1	1	1	1	R066E	2	2	2	2

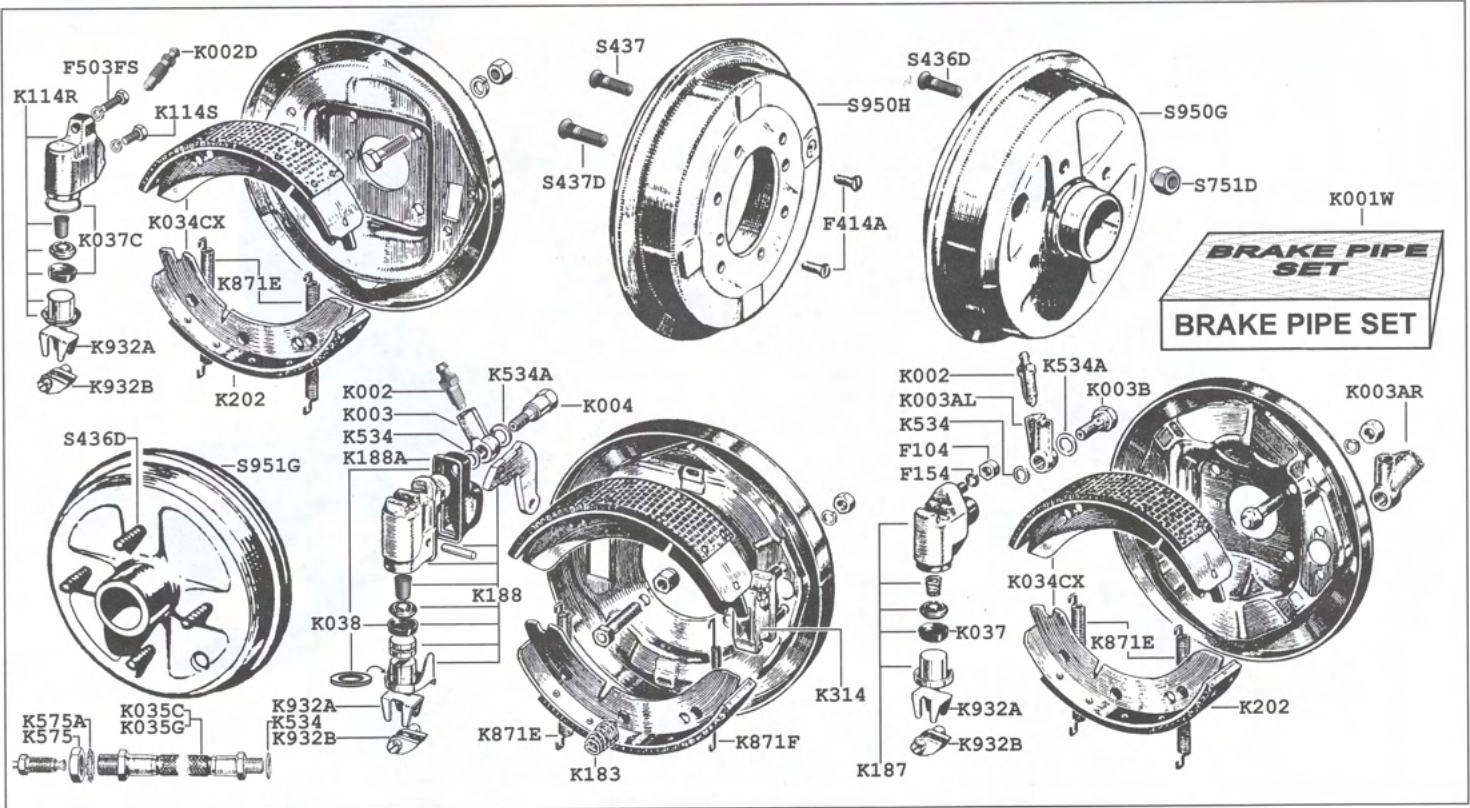
* LH only



Brake servo kit suitable for all models



Disc brake kits available for most models with disc or wire wheels, (MGA kit shown).

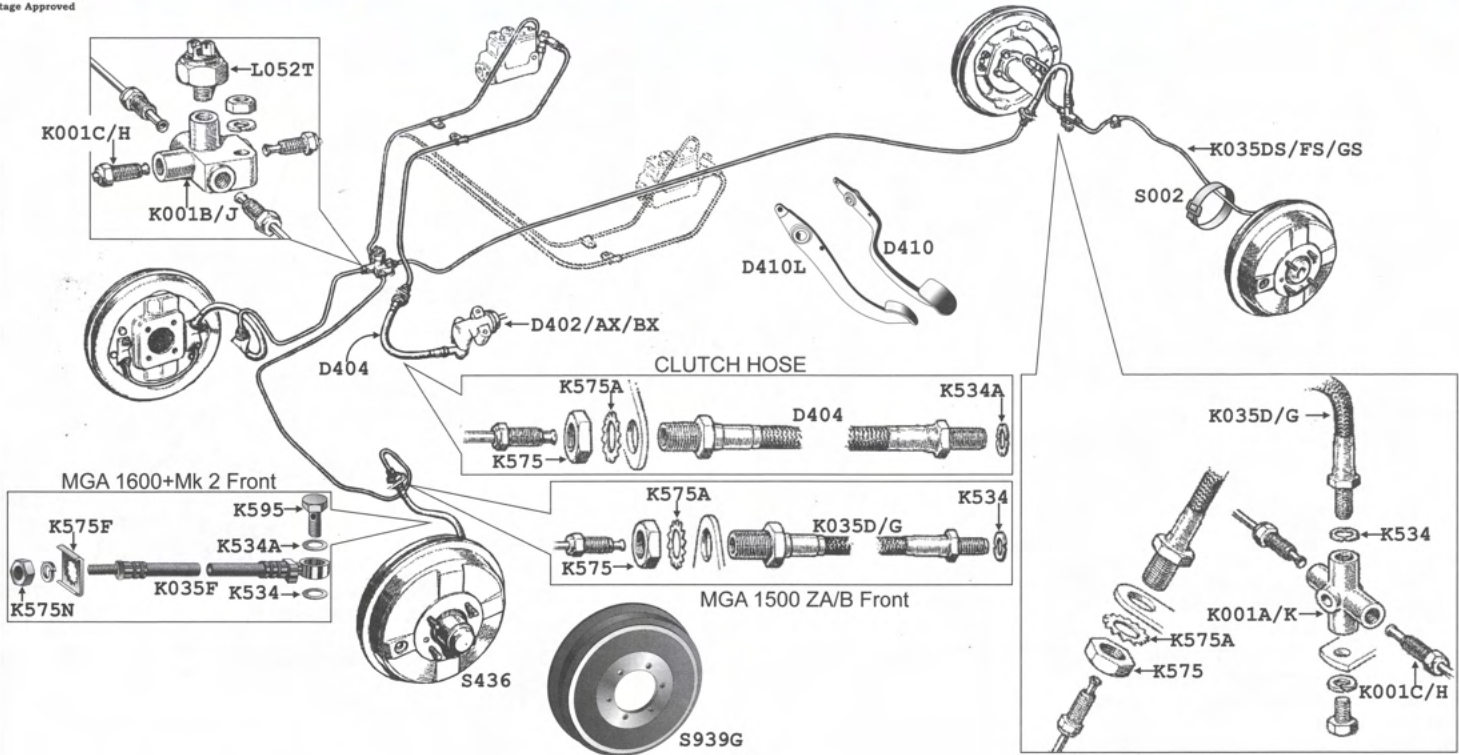


BRAKING SYSTEM WOLSELEY 4/44 & 15/50

(See pages 19 & 20 for master cylinder etc) On the 15/50 after car 35857 alloy front wheel cylinders were changed to cast iron, these will not fit early cars. This took place with a change of rear axle from the Nuffield type to BMC "B" series, which utilised separate brake drums and hubs instead of one piece units. W5a (early), and W5b (late) are used to signify types in the listing.

F104	Nut-early front wheel cylinder	4	K183	Anti-rattle spring-rear shoes	4
F154	Spring washer-early f/w cylinder	4	K187	Alloy front wheel cylinder W4, W5a	4
F414A	Screw-late brake drums to hub W5	8	K188	Rear wheel cylinder W4, W5a+b	2
F503FS	Set Screw 5/16" UNF x 3/4"	4	K188A	Rubber gaiter-R/wheel cylinder	2
K001W	Brake pipe set W4, W5	1	K202	Linings & rivets-set 4	2
K002	Bleed screw-rear & early front	4/2	K314	Abutment bracket-rear brake shoes	2
K002D	Bleed screw-late front (UNF)	2	K534	Copper washer-unions/hoses-small	9
K003	Banjo connector-rear w/cylinder	2	K534A	Copper washer-unions-medium	6
K003AL	Banjo 2-way LH front+RH rear**	2	K575	Nut-brake hose	3
K003AR	Banjo 2-way RH front+LH rear**	2	K575A	Shakeproof washer-brake hose	3
K003B	Union bolt-front wheel cylinder**	4	K871E	Pull-off spring, large	6
	**W4 & W5a only		K871F	Pull-off spring, small	2
K004	Straight union-rear W/cylinder	2	K932A	Mask-brake adjuster	6
K034CX	Brake shoes lined exchange-set 4	2	K932B	Adjuster-brake shoe	6
K035C	Hose, front or rear W4, W5a	3	K950W	Disc brake conversion	1
K035G	Hose, front or rear W5b	3	S436D	Wheel stud 4/44 + early 15/50	16
K037	Repair cup front W/cylinder W4/W5a	4	S437	Wheel stud-late 15/50 front	8
K037C	Repair kit front W/cylinder W5b	4	S437D	Wheel stud-late 15/50 rear	8
K038	Repair kit rear W/cylinder W4/5a+b	2	S751D	Road wheel nut W4/5	16
K114L	F/wheel cylinder LH W5b	2	S950G	Front brake drum/hub unit (early)	2
K114R	F/wheel cylinder RH W5b	2	S950H	Brake drum-late 15/50 front/rear	4
K114S	Set screw - front wheel cylinder	4	S951G	Rear brake drum/hub unit (early)	2





	MGA15	MGA16	W4	W5	Z	NOTES
D402	1	1	0	0	0	
D402AX	0	0	0	1	1	
D402BX	0	0	1	0	0	
D404	1	1	1	1	1	
D410	1	1	0	0	0	
D410L	1	1	0	0	0	
K001A	1	0	1	1	1	
K001AA	1	0	0	0	0	
K001AB	0	1	0	0	0	
K001AC	1	0	0	0	0	
K001B	1	0	1	1	1	
K001C	A/R	0	A/R	A/R	A/R*	
K001H	A/R	A/R	0	0	0	*
K001J	1	1	0	0	0	
K001K	1	1	0	0	0	
K035C	0	0	3	3	0	W5 to car 35858 (cars with alloy wheel cylinders)
K035D	3	0	0	0	0	
K035D	0	1	0	0	0	
K035DS	1	0	0	0	0	
K035F	0	2	0	0	0	
K035FS	0	1	0	0	0	
K035G	0	0	0	3	3	W5 from car 35858 (with cast iron front wheel cylinders)
K035GS	0	0	0	0	1	
K534	A/R	A/R	A/R	A/R	A/R	
K534A	A/R	A/R	A/R	A/R	A/R	
K575	3	3	3	3	3	
K575A	3	3	3	3	3	
K575F	0	2	0	0	0	
K575N	0	2	0	0	0	
K595	0	2	0	0	0	
L052T	1	1	1	1	1	
S002	1	1	1	1	1	
S436	4	2	0	0	4	
S939G	2	0	0	0	2	

A/R = As required

* Threads on brake pipes and unions

Wolseley and Magnette ZA/B models used BSF threads for all brake unions and pipe work and this was carried over into early MGA 1500 models until car 27990 (disc wheels) and 28541 (wire wheels) when UNF threads were standardised

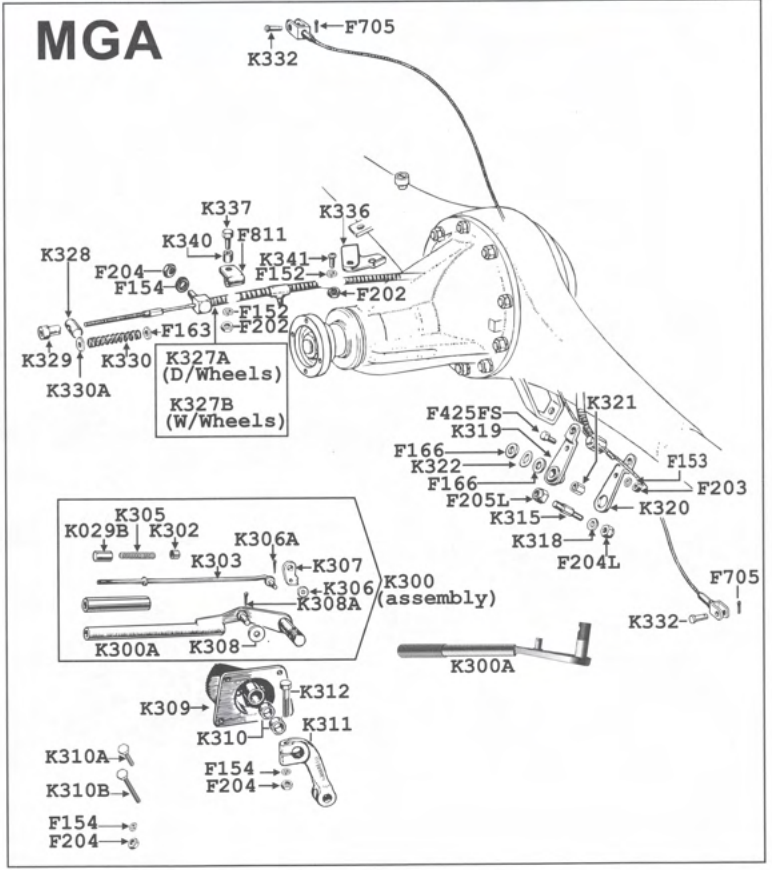


British Motor Heritage Approved

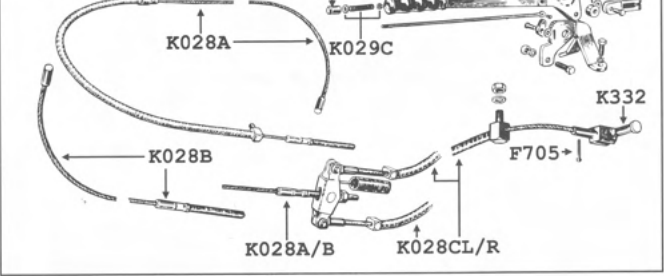
British Motor Heritage Approved

HANDBRAKE-MGA

F152	Spring washer-3/16"	AR
F153	Spring washer-1/4"	AR
F154	Spring washer-5/16"	AR
F163	Plain washer-1/4"	AR
F166	Plain washer-7/16"	AR
F202	Nut-3/16" UNF	AR
F203	Nut-1/4" UNF	AR
F204	Nut-5/16" UNF	AR
F204L	Nut-5/16" UNF-self locking	AR
F205L	Nut-3/8" UNF-self locking	AR
F452FS	Set screw-1/4" UNF X 5/8"	AR
F705	Split pin-cable to wheel cylinder	2
F811	Clip-cable to battery tray	1
K029B	Knob for handbrake lever	1
K300	Handbrake lever assembly	1
K300A	Handbrake lever only	1
K302	Bush-handbrake lever	1
K303	Pawl rod for handbrake lever	1
K305	Spring for pawl rod	1
K306	Washer for pawl rod	1
K306A	Split pin for pawl rod	1
K307	Pawl for handbrake	1
K308	Washer for handbrake lever	1
K308A	Split pin for handbrake lever	1
K309	Fulcrum and ratchet assembly	1
K310	Bush for handbrake fulcrum	1
K310A	Short screw handbrake to body	5
K310B	Short screw handbrake to body	3
K311	Lever fulcrum to cable	1
K312	Bolt for fulcrum lever	1
K315	Pivot pin for cable compensator	1
K318	Plain washer for pivot pin	1
K319	Inner lever for compensator	1
K320	Outer lever for compensator	1
K321	Bush for compensator lever	1
K322	Anti rattle washer for compensator	1
K327A	Handbrake cable-disc wheels	1
K327B	Handbrake cable-wire wheels+T/Cam	1
K328	Trunnion for handbrake cable	1
K329	Adjuster nut for front of cable	1
K330	Spring for front of cable	1
K330A	Large washer for spring cable	1
K332	Clevis pin cable to wheel cylinder	2
K332A	Split pin for cable clevis	2
K336	Clip-cable 3-way to axle	1
K337	Screw-cable clip	1
K340	Spacer-cable clip	1
K341	Screw 3-way piece	1



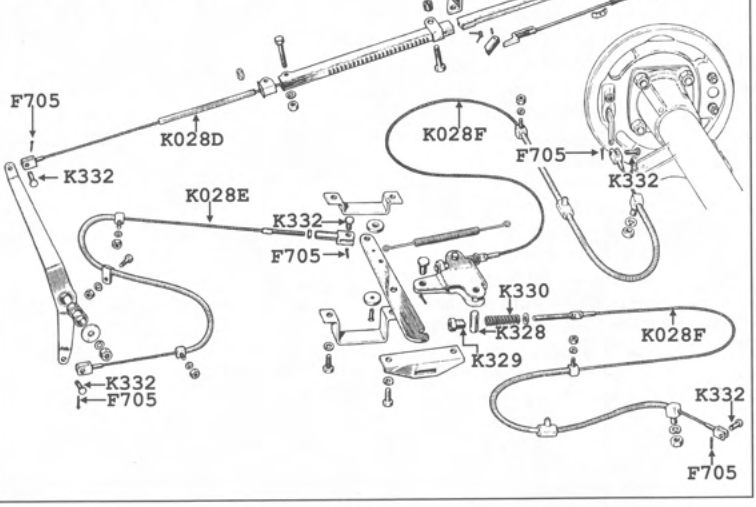
ZA/ZB



HANDBRAKE-ZA/ZB

F705	Split pin-cable clevis	2
K028A	Front cable ZA to car no.1150	1
K028B	Front cable ZA/B from car no.1151	1
K028CR	Handbrake cable-rear (long) RH	1
K028CL	Handbrake cable-rear (short) LH	1
K029A	Grip handle for handbrake	1
K029B	Chrome knob for handbrake lever	1
K029C	Spring and washer set-handbrake	1
K332	Clevis pin-handbrake cable	2

4/44 & 15/50

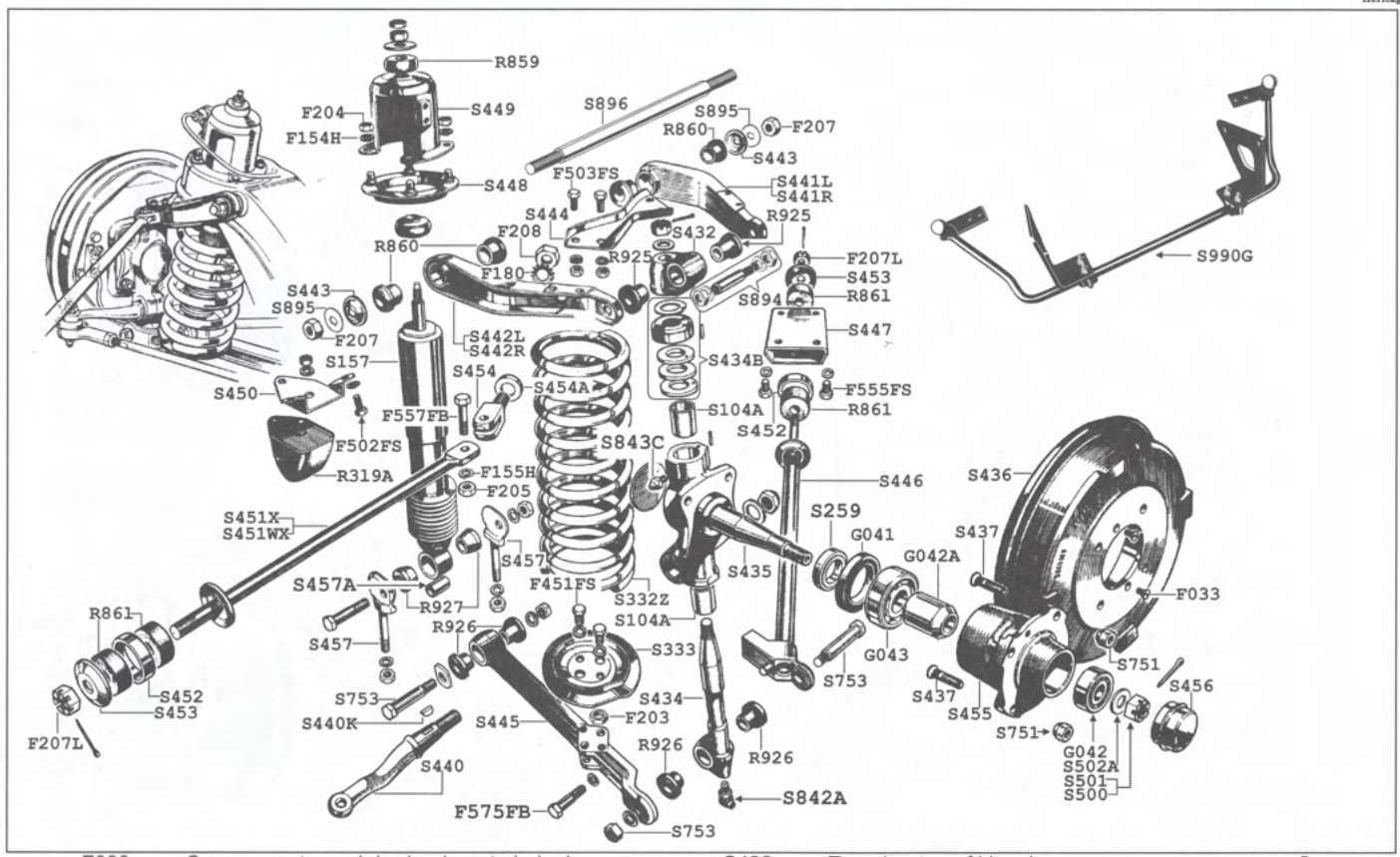


HANDBRAKE-4/44 & 15/50

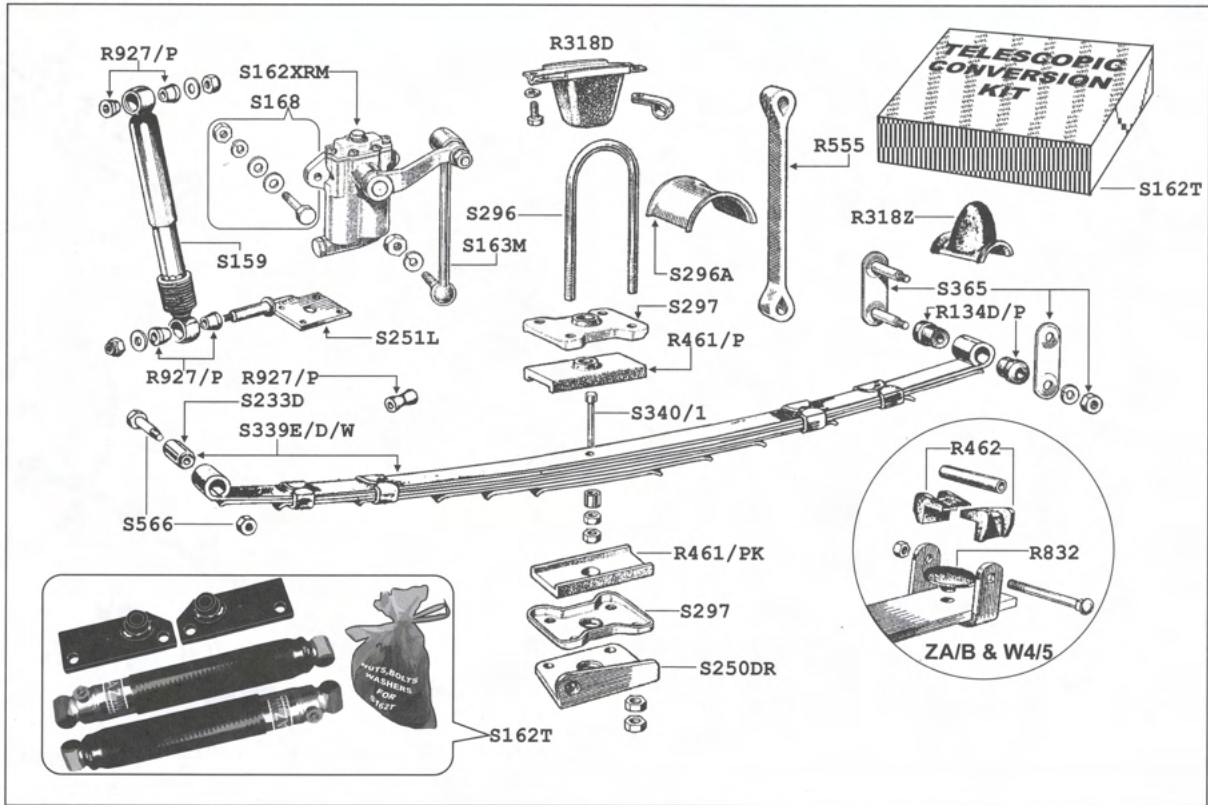
F705	Split pin-cable clevis	5
K028D	Cable-handle to relay lever	1
K028E	Cable-relay lever to rear lever	1
K028F	Cable-rear to wheel cylinder	2
K328	Trunnion-cable adjuster	2
K329	Adjuster nut-rear cables	2
K330	Spring-cable adjuster	2
K332	Clevis pin-handbrake cable	5



Front Suspension Z Magnette Wolseley 4/44 & 15/50




F033	Screw-countersunk-brake drum to hub	4	S432	Trunnion-top of kingpin	2
F153	Washer-spring	12	S434	Kingpin	2
F154H	Washer-spring- heavy duty	A/R	S434B	Cap, shims, thrust kit for K/pin (per side)	2
F155	Washer-spring	2	S435WXL	Stub axle/k/p assembly LH W4/5 EX	2
F155H	Washer-spring-heavy duty	8	S435WXR	Stub axle/k/p assembly RH W4/5 EX	2
F156H	Washer-spring-heavy duty	2	S435XL	Stub axle/k/p assembly LH ZA/B EX	2
F167	Washer-kingpin top	2	S435XR	Stub axle/k/p assembly RH ZA/B EX	2
F168	Washer-plain	1	S436	Brake drum ZA/B	2
F179	Washer-shake proof	2	S437	Wheel stud	8
F180	Starwasher	2	S440K	Key-steering arm	1
F203	Nut 1/4" UNF		S440L	Steering arm-LH	1
F204	Nut-screw	8	S440R	Steering arm- RH	1
F204	Nut-bump rubber to bracket	2	S441L	Lever-suspension-upper-rear LH	1
F205	Nut-bolt	2	S441R	Lever-suspension-upper-rear RH	1
F207	Nut-pivot pin to cross member	4	S442L	Lever-suspension-upper-front LH	1
F207L	Nut-kingpin top	2	S442R	Lever-suspension-upper-front RH	1
F207L	Nut-tie bar	4	S443	Washer-top inner bush	4
F208	Nut-fork end	2	S444	Plate-wishbone link bridge	2
F209L	Nut-steering arm	1	S445	Arm-lower-suspension	2
F451FS	Screw-seat to lower arm-1/4" UNF	4	S446X	Tie bar-lower link to body bracket EX	2
F502FS	Screw-bracket to frame	6	S447	Bracket-tie bar to body ZA/B	2
F503FS	Screw-plate to link	8	S447W	Bracket-tie bar to body W4/5	2
F555FS	Screw-bracket to frame	8	S448	Base assembly-shock turret	2
F562FB	Bolt-tie rod to fork end	2	S449	Turret-shock absorber cover	2
F575FB	Bolt-tie-bar to lower arm-rear	2	S450	Bracket-bump rubber	2
G041	Oil seal front hub	2	S451WX	Tie rod-upper link to frame W4/5 EX	2
G042	Bearing outer-front hub	2	S451X	Tie rod-upper link to frame ZA/B EX	2
G042A	Distance piece-bearings	2	S452	Cover band-tie rod bush	4
G043	Bearing inner-front hub	2	S453	Washer-tie rod bush	4
R319A	Bump stop rubber	2	S454	Fork-tie rod to end	2
R859	Bush-shock absorber-upper-rubber	4	S454A	Distance piece-tie rod	2
R859P	Bush-shock absorber-upper-poly	4	S455	Hub-front ZA/B	2
R860	Bush-inner top wishbone-rubber	8	S456	Retainer-grease	2
R860P	Bush-inner top wishbone-poly	8	S457	Eyebolt assembly-lower arm	2
R861	Bush-tie rod-rubber	4	S457A	Distance bush (when 3/8" bush fitted)	
R861P	Bush-tie rod-rubber	4	S500	Nut-stub axle LH (LH thread)	1
R925	Bush-top link-king pin-rubber	4	S501	Nut-stub axle RH (RH thread)	1
R925P	Bush-top link-king pin-poly	4	S502A	Washer-nut	2
R926	Bush-bottom lever, inner/outer-rubber	8	S751	Nut-wheel stud	8
R926P	Bush-bottom lever, inner/outer-poly	8	S753	Bolt/nut lower suspension arm	4
R927	Shock bush-shock absorber-lwr-rubber	2	S842A	Nipple-lubricating-swivel pin	2
R927P	Shock bush-shock absorber-lwr-poly	2	S843C	Nipple-lubricating-knuckle	2
S104A	Bush-kingpin	4	S894	Pin & nuts-kingpin top	2
S157	Shock absorber with bushes (not finned)	2	S895	Washer-top inner pivot	4
S259	Distance piece-stub axle	2	S896	Pivot-inner suspension link	1
S332Z	Spring-front suspension	2	S990G	Anti-roll bar kit	
S333	Seat assembly-spring	2			



R134D	Bush-shackle plate-rubber	8	S233D	Bush-silentbloc MGA	2
R134DP	Bush-shackle plate-poly-car set of 8	1	S233K	Kit-silentbloc conversion ZA/B W4/5 *	1
R318D	Bump rubber MGA	2	S250DR	Bracket-shock absorber to rear spring R/H MGA	1
R318Z	Bump rubber ZA/ZB W4/5	2	S250DL	Bracket-shock absorber to rear spring L/H MGA	1
R461	Pad-spring seating-rubber	4	S251R	Bracket-shock absorber to rear spring R/H ZA ZB W4/5	1
R461PK	Pad-spring seating-poly-car set of 4	1	S251L	Bracket-shock absorber to rear spring L/H ZA ZB W4/5	1
R462	Angle pad-rear spring ZA ZB W4/5	16	S296A	Plate-U Bolt MGA	2
R555	Strap-rebound MGA	2	S296	U-Bolt	4
R832	Pad-interleaf ZA ZB W4/5	20	S297	Plate-spring locating	4
R927	Bush-rubber (double) rear shock absorber ZA ZB W4/5	4	S339E	Spring assembly ZA/ZB	2
R927P	Bush-poly (double) rear shock absorber ZA ZB W4/5	4	S339D	Spring assembly MGA	2
S159	Shock absorber-rear ZA/B W4/5 replacement-not finned	2	S339W	Spring assembly W4/W5	2
S162T	Telescopic shock conv kit rear MGA	1	S340	Bolt-centre spring locating MGA	2
S162XLM	Shock absorber-rear MGA LH exchange	1	S341	Bolt-centre spring locating ZA/B W4/5	2
S162XRM	Shock absorber-rear MGA RH exchange	1	S365	Plate-shackle assembly complete	2
S163M	Link-rear shock absorber MGA	2	S566	Bolt, nut & washer-spring-front end MGA	2
S168	Kit-fixing rear shock absorber MGA	2	S566E	Bolt, nut & washer-spring-front end ZA/B W4/5	2

* Includes bushes bolts and nuts for replacement silentblocs as originals are not available.






WIRE WHEEL CONVERSIONS

These kits contain original type splined front hubs (and wire wheel style brake drums for MGA 1500 & ZA/ZB), plus adaptors for the rear which bolt onto the brake drums. Chrome spinners and all fitting hardware is included.

S986Z Wire wheel conversion kit
(with rear adaptors MGA 1500, ZA/ZB)

S987Z Wire wheel conversion kit
(with rear adaptors MGA 1600 & Mk 2)



C428AL



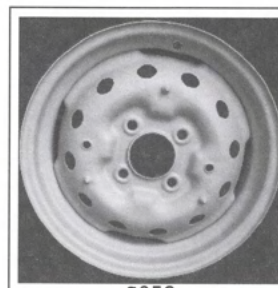
C428AR



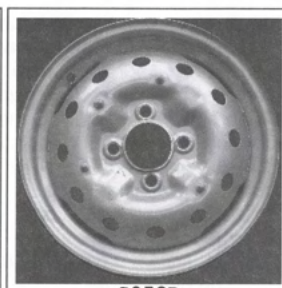
C428AL Wheel Nut - Octagon LH	2	S937EL Adapter - w/w bolt-on LH	1
C428AR Wheel Nut - Octagon RH	2	S937ER Adapter - w/w bolt-on RH	1
C428DL Knock-Off Spinner LH	2	S938DL Hub Front LH	1
C428DR Knock-Off Spinner RH	2	S938DR Hub Front RH	1
D167F Conversion Half Shaft 25 Spline	2	S938L Hub Front LH	1
F206 Nut-7/16" UNF	8	S938R Hub Front RH	1
S749 Stud Rear	8	S939A Nut Brake Drum Front	12
S937A Core Plug Rear Hub	2	S939C Locktab Set Rear	1
S937DL Hub Rear LH	1	S939E Locktab Brake Drum Front	6
S937DR Hub Rear RH	1	S939G Brake Drum Front	2



C088D



S952



S952D

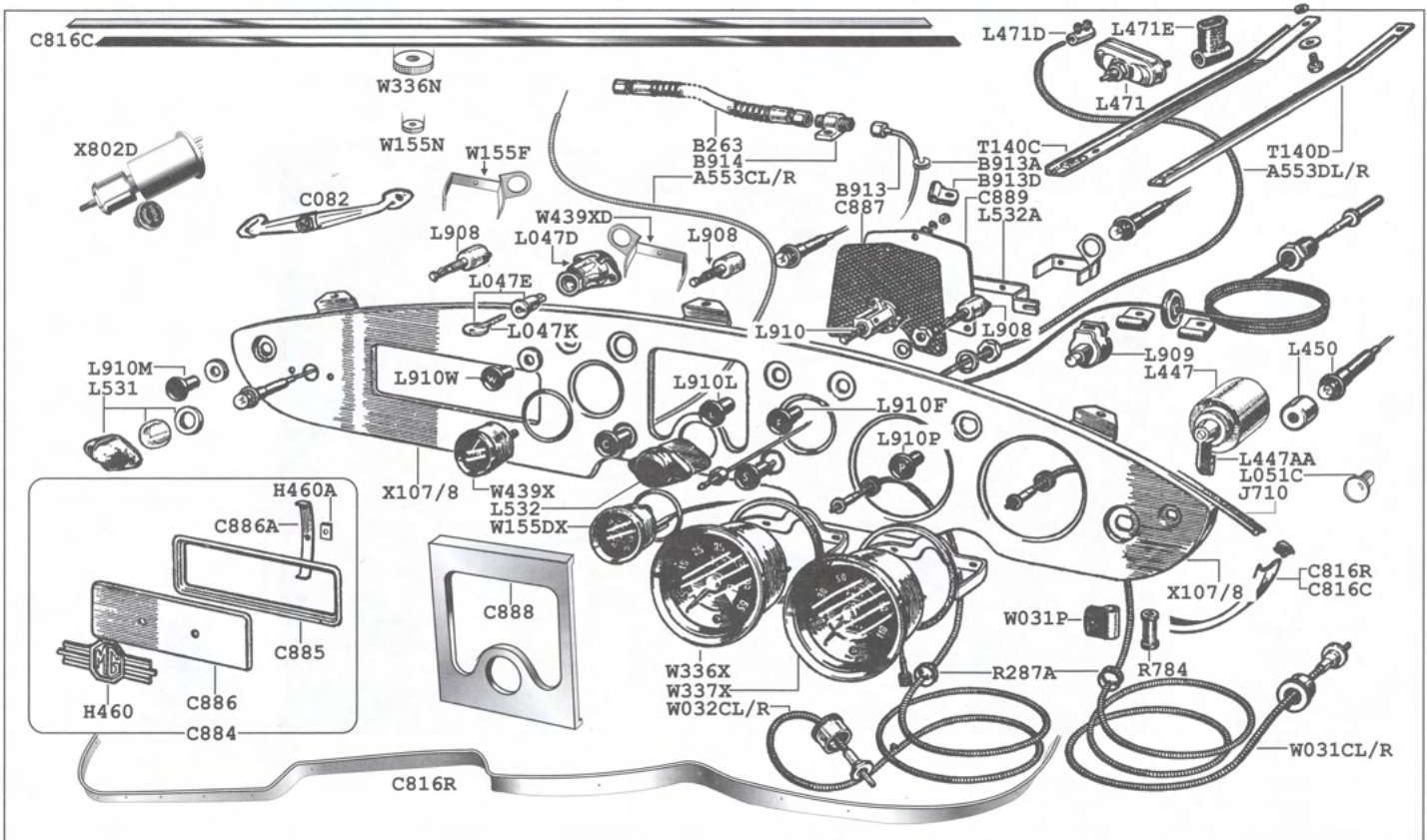
ROAD WHEELS & SUNDRIES

48 spoke wheels were standard, but 60 spoke are available as a recommended option as they are stronger.

C088D	Chrome Rim Embellisher MGA, ZA/B, W4/5
S940	48 Spoke 15" Silver Painted
S940A	48 Spoke 15" Chrome Plated
S941	60 Spoke 15" Silver Painted
S941A	60 Spoke 15" Chrome Plated
S943B	Long Spoke & Nipple Steel 48 spokes
S943A	Short Spoke & Nipple Steel 48 spokes
S943C	Short Spoke & Nipple Chrome 48 spokes
S943D	Long Spoke & Nipple Chrome 48 spokes
S952	Road Wheel 15" Disc Used MGA 1500 & ZA/B
S952A	Fastener stud-hub cap
S952D	Road Wheel 15" Disc Used MGA 1600
S952W	Road Wheel 15" Disc Used W4/44 & 15/50
S953A	Short Spoke & Nipple Steel
S953B	Long Spoke & Nipple Steel
S953C	Short Spoke & Nipple Chrome
S953D	Long Spoke & Nipple Chrome
X013	Spoke Cleaning Brush
X208	Copper Mallet for Spinners
X208A	Spanner for Octagonal Wheel Nuts
X208B	Spanner - 2 Ear wooden type for spinners

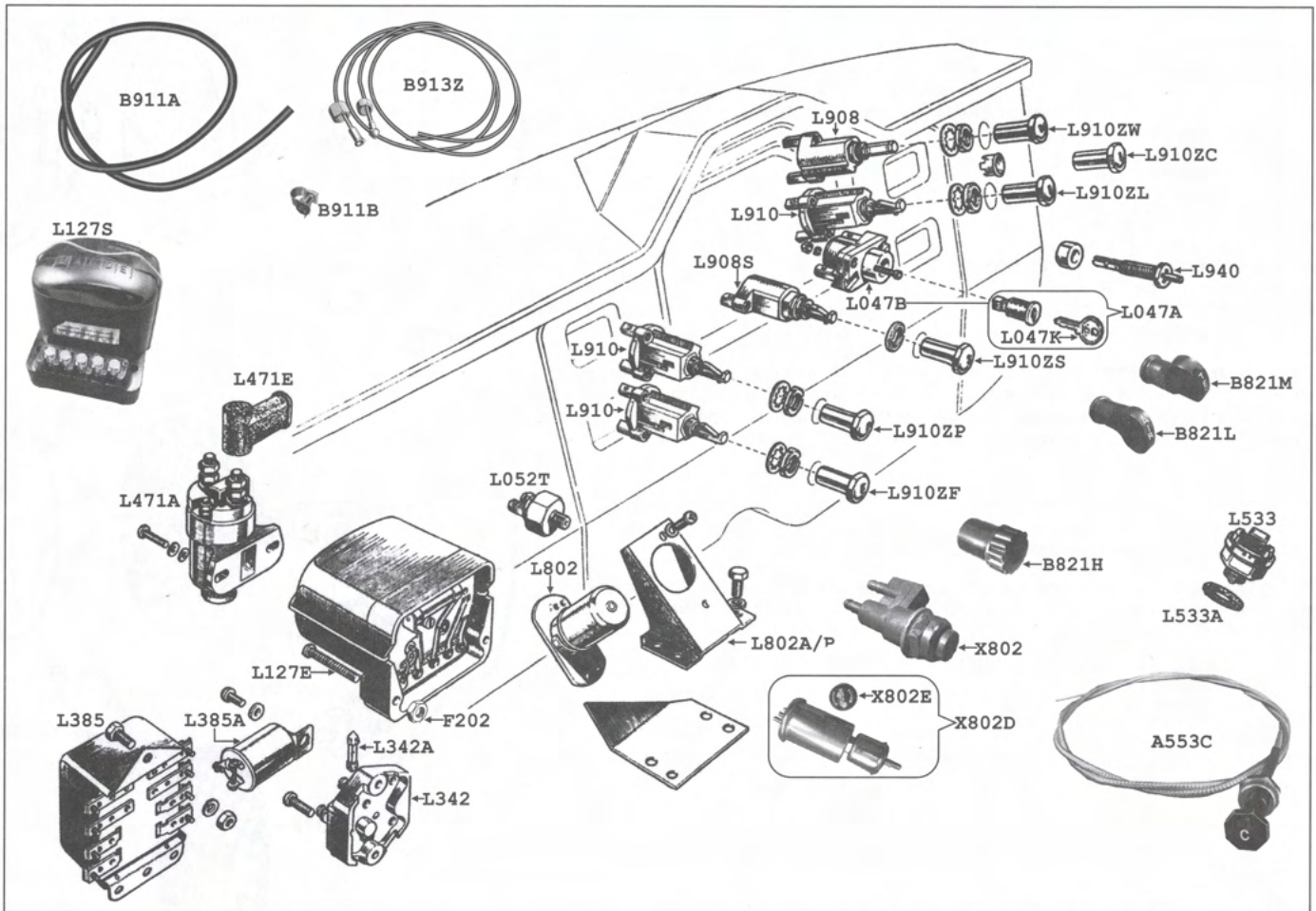


S940



A553CL	Choke cable w/knob LHD	1	L910F	Knob 'F'- foglamp switch	1
A553CR	Choke cable w/knob RHD	1	L910L	Knob 'L'- lighting switch	1
A553DL	Starter cable w/knob LHD	1	L910M	Knob-plain for map light	1
A553DR	Starter cable w/knob RHD	1	L910P	Knob 'P'- panel light switch	1
B263	Flexible oil pipe-oil gauge	1	L910W	Knob 'W'- wiper switch	1
B913	Copper pipe+unions-oil gauge	1	R287A	Grommet-speedo & tech cables	2
B913A	Grommet-copper pipe	1	R287D	Grommet-temp gauge capillary tube	1
B913D	Clip-copper oil pipe	1	R288B	Grommet set-harness & bulkhead	1
B914	Brass union-oil pipe	1		<i>(Includes blank grommets for heater shelf)</i>	
C082	MG crested grab handle-accessory	1	R288C	G/set-rad bulkhead, horns, lamps	1
C816R	Chrome strip-dash MGA Roadster	1	R784	Rubber ferrule-speedo cable	1
	<i>(only on T/Cam, Mk2 & DeLuxe)</i>		T140C	Stay-dashboard support LHD	1
C816C	Chrome strip-dash MGA coupe	1	T140D	Stay-dashboard support RHD	1
C884	Radio blank assy with MG motif	1	W031CL	Speedometer cable LHD	1
C885	Chrome bezel-radio & blank plate	1	W031CR	Speedometer cable RHD	1
C886	Blanking plate-radio	1	W031P	Clip-speedo cable for ferrule	1
C886A	Clamp bar-blanking plate	2	W032CL	Tachometer cable LHD	1
C887	Speaker screen mesh grille	1	W032CR	Tachometer cable RHD	1
C888	Chrome surround-speaker	1	W155DX	Oil/water gauge exchange	1
	<i>(all Coupes, T/Cam, Mk2 & DeLuxe Roadster)</i>		W155F	Clamp-dual gauge	1
C889	Blanking plate-speaker grille	1	W155K	Clip set for temp gauge tube	1
H460	MG motif-radio blank	1	W155N	Knurled nut-small gauges	4
H460A	Spire nut-MG motif & plate	2	W336G	Glass-speedo/tacho 4"	2
J710	Piping-dash top <i>(state colour)</i>	1	W336N	Knurled nut-speedo/tacho	4
L047D	Ignition switch body less lock	1	W336R	Rubber ring-speedo/tacho 4"	2
L047E	Locking barrel & key-ign switch	1	W336X	Tachometer exchange	1**
L047K	Replacement key-state number	1	W336XB	Chrome bezel speedo/tacho	2
L051C	Green lens-indicator warning lamp	1	W337X	Speedometer exchange	1**
L277	Bulb-dashboard lamps	8		<i>** As many cars have been fitted with incorrect units we normally need to recondition customers gauges</i>	
L285	Bulb holder-dash lamps	8	W439X	Fuel gauge exchange	1
L447	Indicator switch less knob	1	W439XB	Chrome bezel-fuel/dual gauge	2
L447AA	Knob only for indicator switch	1	W439XD	Clamp-fuel gauge	1
L450	Indicator warning lamp complete	1	X107J	Dashboard Roadster RHD	1
L471	Starter switch-battery to s/motor	1	X107K	Dashboard Rstr RHD-fibreglass	1
L471D	Coupling-switch to cable	1	X107L	Dashboard Rstr LHD	1
L471E	Rubber boot-starter switch	2	X108L	Dashboard Coupe LHD	1
L531	Map light assembly	1	X108R	Dashboard Coupe RHD	1
L532	Horn push	1	X108C	Walnut dashboard RHD	1
L532A	Bracket for horn push	1	X108D	Walnut dashboard LHD	1
L908	Switch-map/foglamps/wiper no knob	3	X802D	Washer pump assembly <i>(orig style)</i>	1
L909	Rheostat switch-panel lights	1			
L910	Switch-head/side lamps	1			
L910B	Set of knobs for dash switches	1			
	<i>(also includes knobs for starter, choke & heater)</i>				





INSTRUMENTS & DASHBOARD ZA-ZB, W4-W5

Note: Items exclusively fitted to Wolseley models are not stocked, please advise your needs, we may be able to help.

- A553C Choke cable complete (knob not removable)
- B821H Knob plain-heater blower
- B821L Knob 'Air'-heater ZA
- B821M Knob 'Temp'-heater ZA
- B911A Rubber pipe-oil gauge
- B911B Clip-rubber pipe
- B913Z Copper pipe set-oil gauge
- F202 Nut-regulator to body
- L047A Locking barrel & keys-ignition
- L047B Switch with locking barrel & keys
- L047K Key replacement-state number
- L052T Switch-stoptlight
- L127E Screw-regulator to body
- L127S Regulator
- L342 Fuse box
- L342A Fuse 35amp
- L385 Relay 8 post-indicators
- L385A Flasher unit-indicators
- L471A Solenoid-starter
- L471E Rubber cover-solenoid terminals (2 required)
- L533 Switch-reversing lamp
- L533A Gasket-switch-reversing lamp
- L802 Dipswitch
- L802A Bracket - dipswitch -1500

- L802B Bracket - dipswitch - 1600 & 1600 Mk 2
 - L908 Switch-wipers (less knob)
 - L908S Switch-starter push (less knob)
 - L910 Switch-2 position panel/side/head/foglamps
 - L910A Knob set 5 L-C-S-P-A*
 - L910C Knob set ZA 2 heater plus L-C-S-P-A*
 - L910D Knob set ZB 2 heater plus L-C-S-P-A*
- *A supplied as 'F' is not available new. These sets are all black
*Not available in brown

- W031CR Speedometer cable
- W153ZX Water temperature gauge-Z-exchange
- W154ZX Oil pressure gauge-Z-exchange
- W337AX Speedo-Z-to car no.18100-exchange
- W337BX Speedo-from car no. 18101-exchange
- W399ZX Ammeter-Z-exchange
- W439ZX Fuel gauge-Z-exchange
- X802 Push button-washers-ZA/B
- X802D Washer pump assembly (original style)
- X802E Knob only for above

The following used originals are offered when available

- L910ZC Knob-C-brown-used
- L910ZF Knob-F-brown-used
- L910ZL Knob-L-brown-used
- L910ZP Knob-P-brown-used
- L910ZS Knob-S-brown-used
- L910ZW Knob-W-brown-used





LIGHT UNITS AND SUNDRIES

(Suitable for both types of shell)

BPF (British Pre-Focus) Light units-original equipment for all 7" headlamps as fitted to TD/F, YB, Wolseley and MGA until late. 1600 models are available in standard form, and in "Tripod" design as used originally only on ZA/B Magnettes, but much favoured for their Classic style as an option on other models.

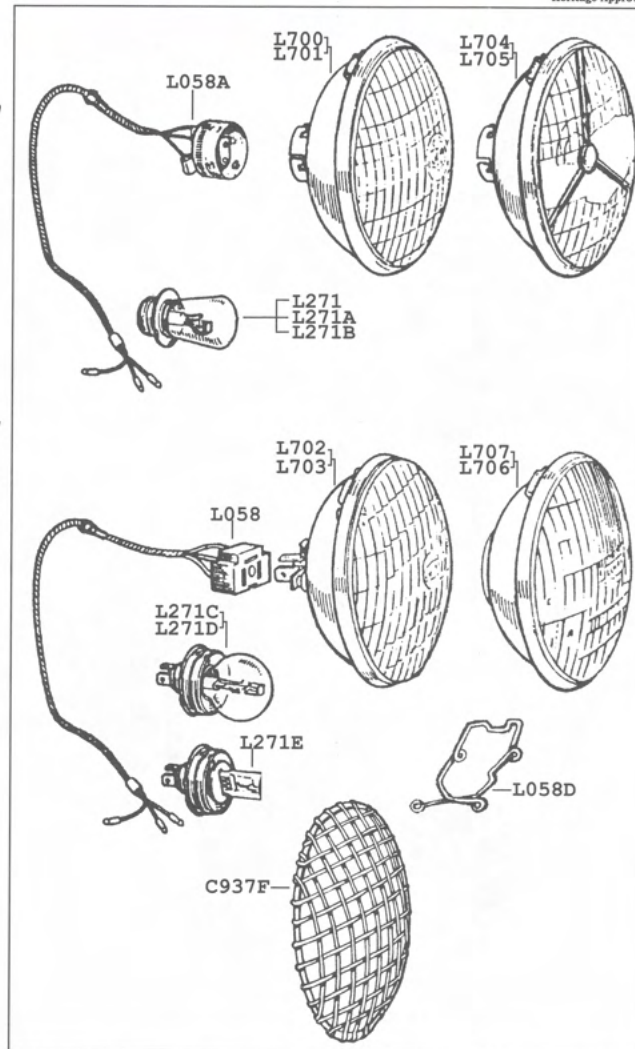
L700	BPF light unit RH drive	2
L701	BPF light unit LH drive	2
L704	Tripod light unit RH drive	2
L705	Tripod light unit LH drive	2
L058A	Bulb holder/harness-BPF & tripod	2
L271	Bulb for BPF unit RH drive	2
L271A	Bulb for BPF unit LH drive	2
L271B	Bulb for BPF unit LH drive-yellow	2

SB (Sealed Beam) Light units, fitted only as standard to late MGA 1600 models, can also be used for TD/F, YB, ZA/B and Wolseley as they are an excellent light which does not dull with age, since the lighting filaments are sealed into the unit and not exposed to atmosphere. They are generally cheaper than BPF units, but more expensive if they fail as the whole unit must be replaced.

L702	Sealed beam unit RH drive	2
L703	Sealed beam unit LH drive	2
L058	Connector for harness-sealed beam	2

CONTINENTAL Light units-originally fitted only to certain export MGA 1600 cars, can be fitted as an alternative to above units. They can be also be fitted with Halogen bulbs which give a very powerful beam.

L706	Continental unit RH drive	2
L707	Continental unit LH drive	2
L058	Connector-continental unit	2
L058D	Clip-bulb-continental unit	2
L271C	Bulb-continental unit	2
L271D	Bulb-continental unit-yellow	2
L271E	Bulb-continental unit-Halogen	2



STONEGUARDS Protect your lamps from flying objects! No drilling needed.

C937F	Headlamp stoneguards (pair)	2
-------	-----------------------------	---

SHELL TYPE 1 This was the original 3-point adjuster type fitted to all but the later MGA 1600 models.

L380	Outer chrome rim	2
L380A	Inner rim assembly	2
L380C	Adjuster set-(1 set per lamp)	2
L537	Shell-3 point adjuster type	2
L538A	Seal-shell assembly to wing	2
L539A	Dust excluder-inner rim	2

SHELL TYPE 2 This design, introduced on the later MGA 1600, used a 2-point adjuster system, making beam setting easier. As there is no difference in appearance when fitted, this style can be used as an alternative to type 1.

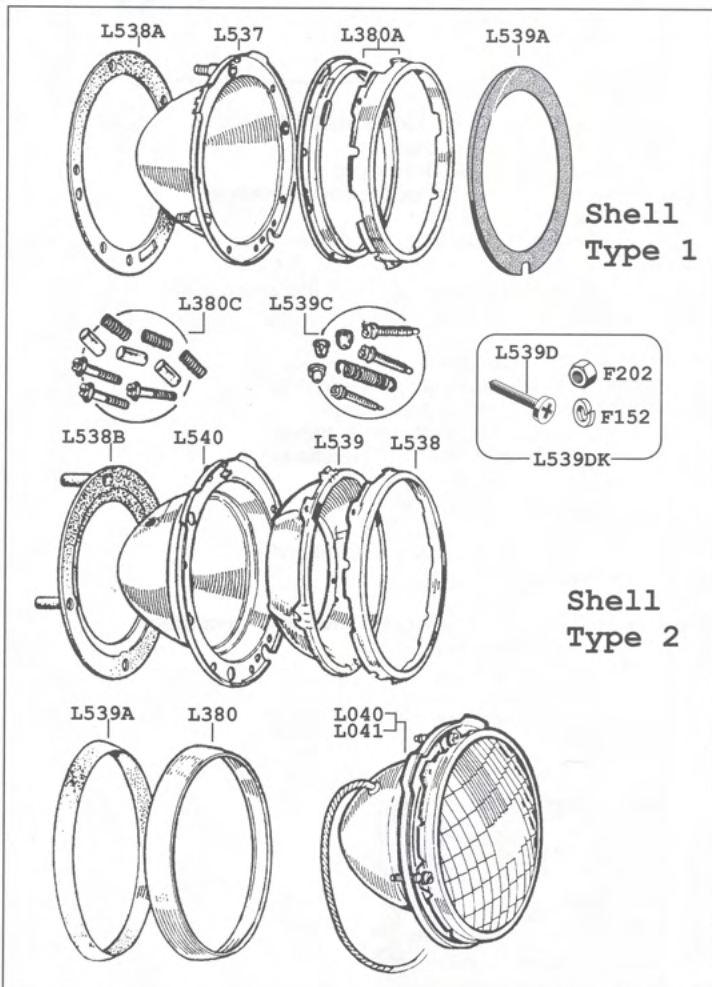
F152	Spring washer 3/16"	A/R
F202	Nut-zinc plated 3/16"	A/R
L380	Outer chrome rim	2
L538	Inner rim assembly	2
L538B	Seal-shell assembly to wing	2
L539	Adjuster bowl	2
L539C	Adjuster set-(1 set per lamp)	2
L539D	Screw-headlamp to wing	8
L539DK	Fixing kit-headlamp	2
L540	Shell-2 point adjuster type	2

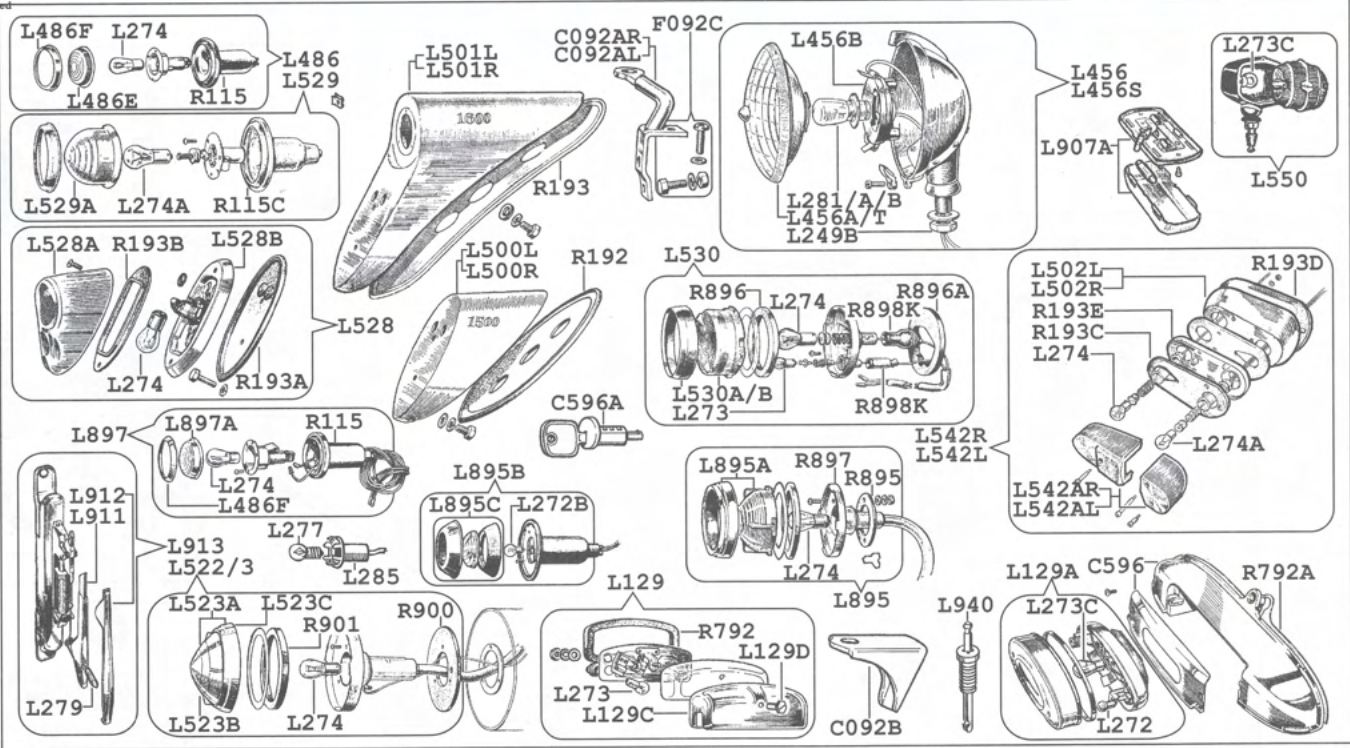
COMPLETE LAMP ASSEMBLIES As an economical option, we offer this lamp complete with Sealed Beam and fittings except the outer rim. This features a plastic shell, but looks original when fitted.

L040	Headlamp assembly RH drive	2
L041	Headlamp assembly LH drive	2

Halogen headlamp conversions Upgrade your classic to modern lighting standards

L708	Halogen H/L kit complete pair RHD	1
L709	Halogen H/L kit complete pair LHD	1





BULBS FOR SIDE/TAIL & SUNDRY LAMPS

L272	Bulb-sidelamp & no.plate Z, W (used when trafficators fitted)	2
L273	Bulb-sidelamp MGA 1600 & Mk2	2
L273	Bulb-number plate lamp MGA	1/2
L273C	Bulb-reverse lamp MGA, Z & W	1
L274	Bulb-twin filament tail+side (All tail lamps, MGA 1500 front & Z, W models with flashing indicators)	AR
L274A	Bulb-flasher F+R MGA 1600, Mk2	2
L277	Bulb-dashboard lights	4/8
L279	Bulb-trafficator Z, W int lamp Z	AR
L281	Bulb-fog/spot lamp MGA, Z	AR
L281A	Bulb-fog/spot lamp-amber	AR
L281B	Bulb-fog/spot lamp (twin contact)	AR
L285	Holder-dash light bulbs	AR

FOG, SPOTLAMPS & SUNDRYS

C092AR	Foglamp bracket RH MGA	1
C092AL	Foglamp bracket LH MGA	1
C092B	Bracket-foglamp-o/rider ZA/B	2
F092C	Fitting kit-foglamp	1/2
L249B	Nut-fog/spot lamp fixing	AR
L456	Foglamp MGA, Z (fluted glass)	AR
L456A	Light unit-foglamp MGA, Z	AR
L456B	Bulb holder-fog/spotlamp M, Z, W	AR
L456S	Spotlamp MGA, Z (clear glass)	AR
L456T	Light unit-spotlamp MGA, Z	AR

TAIL LAMPS, REAR FLASHERS & FITTINGS

L486	Stop/tail lamp W4/44 & 15/50	2
L486E	Lens-tail lamp W4/44 & 15/50	2
L486F	Rim-tail lamp W4/44 & 15/50	2
L500L	Plinth-tail lamp LH MGA 1500	1
L500R	Plinth-tail lamp RH MGA 1500	1
L501L	Plinth-tail lamp LH MGA 1600	1
L501R	Plinth-tail lamp RH MGA 1600	1
L502L	Plinth-t/lamp LH MGA 1600 Mk2	1
L502R	Plinth-t/lamp RH MGA 1600 Mk2	1
L522	Stop/tail lamp complete 83mm ZA	1
L523	Stop/tail lamp complete ZA/B	2
L523A	Rim+lens for tail lamp ZA/B	2
L523B	Red lens-stop/tail lamp ZA/B	2
L523C	Rim only-stop/tail lamp ZA/B	2
L528	Stop-tail lamp MGA 1500/1600	2
L528A	Lens-tail lamp MGA 1500/1600	2
L528B	Base/bulb holder only	2
L529	Rear flasher lamp MGA 1600	2
L529A	Amber lens only for L529	2
L542R	Rear lamp cluster RH MGA Mk2	1
L542L	Rear lamp cluster LH MGA Mk2	1
L542AR	Red/amber lens-rear RH MGA Mk2	1
L542AL	Red/amber lens-rear LH MGA Mk2	1

SIDE & FRONT FLASHER LAMPS MGA

L530	Side/flasher lamp MGA 1600+Mk2	2
L530A	Lens+rim-sidelamp MGA 1600±Mk2 (Amber & clear)	2
L530B	Lens+rim-s/lamp-(export type) (all clear lens)	2
L895	Side/flasher lamp MGA 1500	2
L895A	Rim+lens-MGA 1500 sidelamp	2

SIDELAMPS & SIDE/FLASHER LAMPS Z & W

L895B	Sidelamp ZA/B, W4/44, W15/50 (Except when flashers fitted)	2
L895C	Rim/lens for L895B	2
L897	Sidelamp-flashing type ZA/B+W*	2
L897A	Lens-flashing sidelamp ZA/B+W*	2
L486F	Rim-flashing sidelamp ZA/B+W*	2

*Standard on Vartone and certain export models, uses twin filament bulb.

MISCELLANEOUS

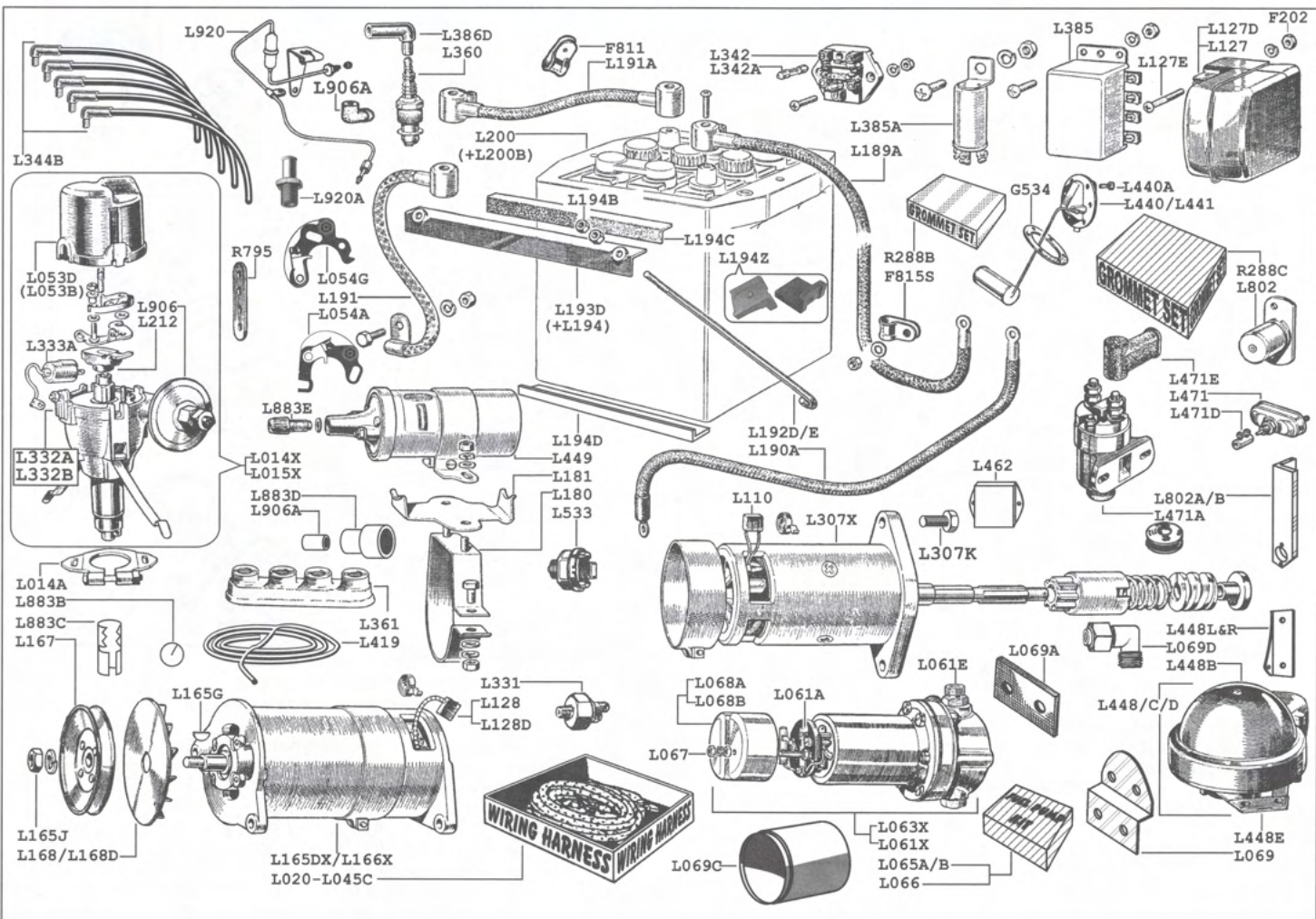
C596	Cover-number plate lamp ZA/B	1
C596A	Lock barrel & keys-boot Z, W	1
L129	Lamp-number plate MGA	1
L129A	Lamp-number plate ZA/B	1
L129C	Cover-lamp	1
L129D	Screw-lamp cover	2
L550	Reversing lamp-orig option MGA	1
L907A	Interior roof lamp Z	1
L911	Arm/lens-trafficator arm Z, W	2
L912	Chrome cover trafficator Z, W	2
L913	Trafficator complete Z, W	2
L940	Switch-door courtesy light Z, W	2

ASSOCIATED RUBBER PARTS

R115	Body-sidelamp Z, W (flashers) (twin filament bulb type, also fits Wolseley tail lamps)	2
R115C	Body-rear ind lamp MGA 1600 & Sidelamp Z, W (single filament type)	2
R192	Pad-rear plinth/body MGA 1500	2
R193	Pad-rear plinth/body MGA 1600	2
R193A	Pad-R lamp/plinth MGA 15/1600	2
R193B	Pad-lens/rear lamp MGA 15/1600	2
R193C	Pad-lens/rear lamp MGA Mk2	2
R193D	Pad-R plinth/body-pair-MGA Mk2	1
R193E	Pad-lamp/plinth MGA 1600 Mk2	2
R792	Mount pad-no.plate lamp MGA	1
R792A	Pad-no.plate lamp cover Z, W	1
R895	Pad-sidelamp mount MGA 1500	2
R896	Seal-sidelamp MGA 1600 & Mk2	2
R896A	Mount pad-sidelamp 1600, Mk2	2
R897	Boot-sidelamp MGA 1500	2
R898K	Boot Kit-4 piece	1
R900	Pad-tail lamp to body ZA/B	2
R901	Seal-tail lamp lens ZA/B	2



British Motor Heritage Approved



DISTRIBUTOR & IGNITION

L014A	Clamp plate+bolt-distributor	1
L014X	Distributor-early DM2 exchange	1
L015X	Distributor-late 25D.exchange	1
L053B	Distributor cap Wolseley 4/44	1
L053D	Distributor cap MGA/Z/W5	1
L054A	C.B. points 2-screw fixing*	1
L054G	C.B. points 1-screw fixing*	1

*Note: Early MGA 1500, ZA & W4/5 used points with 2 screws fixing contact base.
Many cars are now fitted with later type

L069C	Cover-fuel pump (rubber)	1
L212	Rotor arm	1
L332A	Terminal-low tension-screw con	1
L332B	Terminal-low tension-Lucar con	1
L333A	Condenser	1
L344B	H.T.lead set w/plug caps	1
L360	Spark plug	4
L361	Holder-spare plugs-accessory-	1
L386D	Cap-lead to plug	4
L419	H.T.lead cable-per ft (35cm)	AR
L449	Coil-high output	1
L883B	Washer-high tension cable	5
L883C	Connector push-in late coil	1
L883D	Rubber boot-distributor top W4	1
L883E	Screw-in coil connector	1
L906	Vacuum unit (push on connector)	1
L906A	Adaptor, push-on vacuum unit	1
L920	Vacuum advance pipe assy	1
L920A	Union vacuum pipe to carb	1
R795	Retainer-H.T.leads	1

ELECTRONIC IGNITION CONVERSION KITS

L011V	Electronic ignition con kit (neg earth)	1
L011W	Electronic ignition con kit (pos earth)	1
L102	Electronic ignition kit 25D (neg earth)	1

STARTER, BATTERIES, CABLES AND SUNDRIES

L110	Brush set-starter motor	1
L189A	Lead to starter switch 8' MGA	1
L190	Lead-battery to switch Z/W	1
L190A	Lead starter motor to switch	1
L191	Battery earthing strap	1

} Clamp type replacement

L191A	Lead between batteries MGA	1
L192D	Hook bolt-battery MGA-long	2
L192E	Hook bolt-battery MGA-short	2
L193D	Clamp bar for batteries MGA	2
L194	Clamp bar-battery Z/W	1
L194B	Half nut-battery hook bolts	8/4
L194C	Rubber pad for clamp bar MGA	2
L194D	Rubber angle pad-under battery	2
L194Z	Pad-battery clamp (pair) Z/W	1
L200	6-Volt battery-dry charged MGA	2
L200B	12-Volt battery-dry charged ZW	1
L307K	Fixing kit-starter motor	1
L307X	Starter motor-exchange	1
L471	Starter switch MGA	1
L471A	Starter solenoid switch ZW	1
L471D	Coupling-starter cable MGA	1
L471E	Rubber boot for starter switch	2

WIRING HARNESSES (BRAIDED FABRIC BINDING)

L020	MGA 1500	1
L021	MGA 1600, Mk 2 & De-Luxe	1
L022	MGA Twin Cam relay indicators	1
L022A	MGA Twin Cam separate indicators	1
L024	ZA/B RHD to chassis 18576	1
L025	ZA/B RHD w/flashing indicators	1
L026	ZB RHD from chassis 18577	1
L027	ZB Varitone RHD	1
L028	ZB & Varitone LHD-flashing ind	1
L030	Wolseley 4/44 RHD	1
L031	Wolseley 4/44 LHD-flashing ind	1
L032	W 15/50 RHD	1
L033	W 15/50 LHD-flashing indic	1
L045A	ZA/B/W harness-steering column	1
L045B	ZA/B/W rear harness-in roof	1
L045C	MGA dashboard harness	1

F811	Clip-rear lamp harness	2
F815S	Clip-battery cable+w/harness	6

R288B	Grommet set-harness & bulkhead (Plus blank grommets for heater shelf)	1
R288C	Grommet set-horns, lamps	1



FUEL PUMP AND SUNDRIES

L061A	Points set for fuel pump	1
L061E	Union-pump inlet & outlet	2
L061X	Fuel pump-Wolseley 4/44 exch	1
L063X	Fuel pump-MGA/Z, W5 exchange	1
L065A	Repair kit for orig. f/pump W4	1
L065B	Repair kit-later f/pump W4*	1
L066	Repair kit-f/pump MGA/Z/W**	1
L067	Plastic terminal knob-f/pump	1
L068A	End cap-fuel pump W4/44	1
L068B	End cap-fuel pump MGA/Z/W5	1
L069	Mount plate-fuel pump MGA	1
L069A	Rubber pad-pump mount	2
L069B	F/Pump mount kit-plate,rubbers,fixings.	
L069C	Rubber cover for fuel pump	1
L069D	Elbow union-fuel pump	2

* For original style pumps made after 1985, with small 4BA earth screw on body joint.
 ** Suitable for later replacements w/diode.

FUEL GAUGE SENDER

G534	Gasket-sender to tank	1
L440	Sender unit for fuel gauge MGA	1
L440A	Screw set-sender fixing	1
L441	Sender unit for fuel gauge Z/W	1

DYNAMO, CONTROL BOX AND SUNDRIES

F202	Nut-regulator to body	2
L127	Control box MGA15/1600 Z/W	1
L127D	C/box MGA Mk2-Spade connectors1	
L127E	Screw-regulator to body	2
L128	Brush set C39 dynamo	1
L128D	Brush set C40 dynamo	1
L165G	Woodruff key for dynamo pulley	1
L165J	Nut-pulley to dynamo	1
L165DX	Dynamo C39 exchange	1
L166X	Dynamo C40 late 1600 exch*	1
L167	Pulley for dynamo	1
L168	Fan for C39 dynamo	1

L168D	Fan for C40 dynamo	1
L180	Bracket-dynamo to coil	1
L181	Bracket-coil support	1
L342	Fuse box	1
L342A	Pack of 10 fuses	1

*Can be used on earlier cars

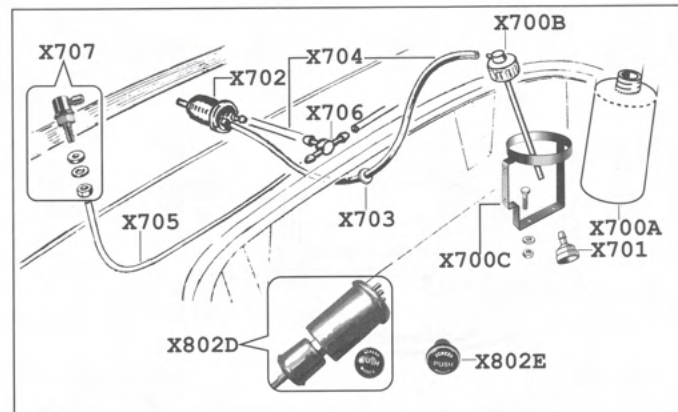
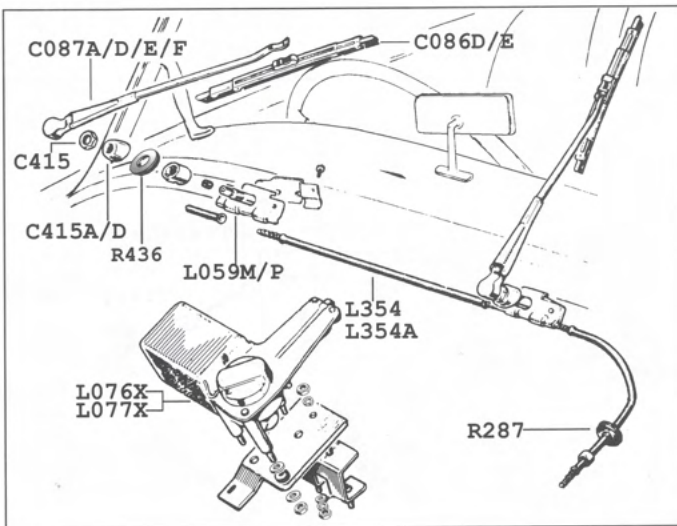
MISCELLANEOUS ELECTRICAL

L331	Switch for stop lights	1
L385	Indic. relay MGA 1500,ZB Var	1
<i>(also used on export Z/W models+conversions)</i>		
L385A	Flasher unit for indicators	1
L448	Windtone horns-pair	1
L448B	Dome for windtone horn	1/2
L448C	Windtone horn-low note RH	1
L448D	Windtone horn-high note LH**	1
L448E	Flexible mount-windtone horns	2
<i>(Supplied with complete horns)</i>		
L448L	Bracket for L/hand horn**	1
L448R	Bracket for R/hand horn	1
L462	Relay for windtone horns	1
L533	Reverse light switch-G/box Z/W	1
L802	Dipswitch for headlamps	1
L802A	Bracket-dipswitch RHD MGA1500 1	
L802B	Bkt.-d/switch RHD MGA1600+Mk2	1

**On MGAs this high note horn was optional

FASTENERS AND SUNDRIES

F037	Metal loop clip set for all wiring, cables, also for fuel & brake pipes	
F093	Screw & fixing set for attaching electrical parts to car, brackets etc.	
<i>All original style screws, washers etc.</i>		
L802B	Bracket-d/switch BHD MGA1600+Mk2	
R288B	Grommet set-harness & bulkhead 1	
<i>(Plus blank grommets for heater shelf)</i>		
R288C	Grommet set-horns, lamps	1

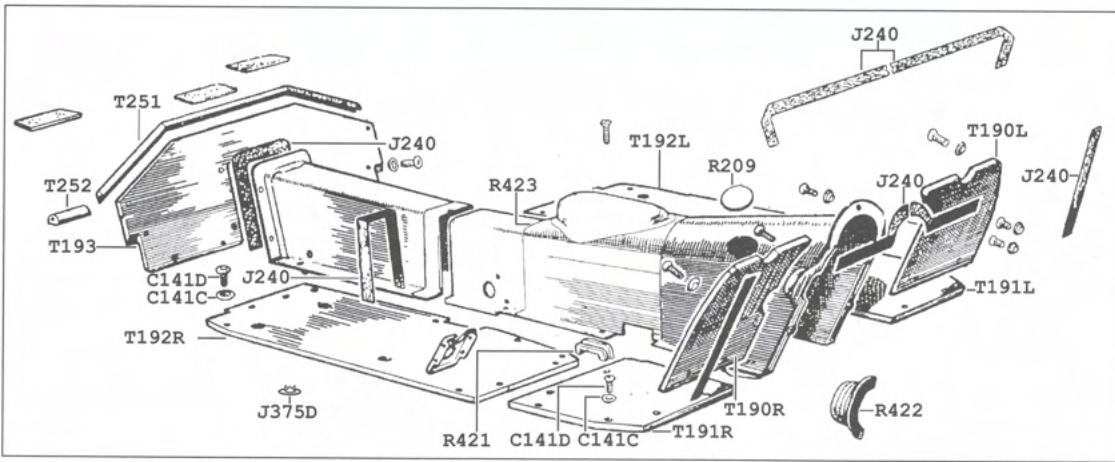


WASHER PARTS

H800	Decal set "Trico" for Z/W	
X700A	Washer bottle MGA	1
X700B	Cap for washer bottle MGA	1
X700C	Bracket for bottle MGA	1
X701	Foot valve for washer tube	1
X702	Push pump for dashboard	1
X703	Grommet-washer tube	1
X704	Tubing 6mm 1/4" x 1 metre	AR
X705	Tubing 5mm 3/16" x 1 metre	AR
X706	Connector 3-way for tubing	1
X707	Jet assembly w/washers MGA	2
X708	Jet assembly w/washers Z/W4+5	1
X750A	Washer bottle assy-small Z/W	1
X750B	Washer bottle assy-large	1
X800C	Bracket for glass bottle-small	1
X800D	Cover-washer bottle Z/W-large	1
X800E	Glass bottle Z/W-small	1
X800G	Bracket for glass bottle-large	1
X802D	Washer pump assembly MGA	
<i>original style (including knob)</i>		
X802E	Knob only-screenwash	1
<i>(for X802D) MGA</i>		

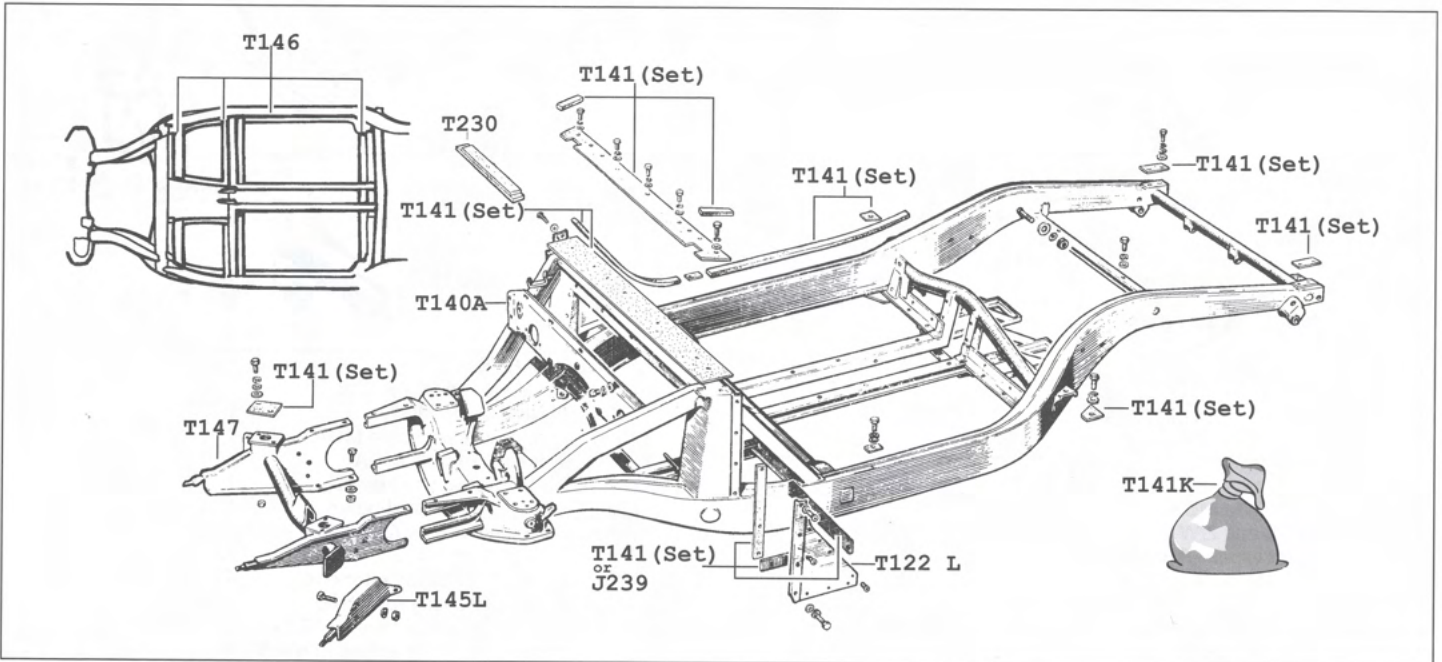
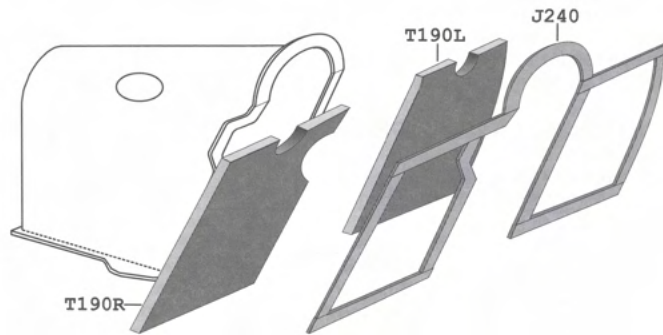
WIPERS

C086D	Wiper blade MGA	2
C086E	Wiper blade Z/W	2
C087D	Arm for wipers-RHD MGA	2
C087A	Arm for wipers-LHD MGA	2
C087E	Arm for wipers-RHD Z/W	2
C087F	Arm for Wipers-LHD Z/W	2
C415	Nut-wiper spindle cover	2
C415A	Wiper spindle cover Z/W	2
C415D	Wiper spindle cover MGA	2
L059M	Wheelbox & shaft MGA	2
L059P	Wheelbox & shaft Z/W	2
L076X	Wiper motor Z/W exchange	1
L077X	Wiper motor MGA exchange	1
L354	Cable for wipers MGA	1
L354A	Cable for wipers Z/W	1
R287	Grommet-wiper cable	1
R436	Rubber pad-wiper ferrule	2



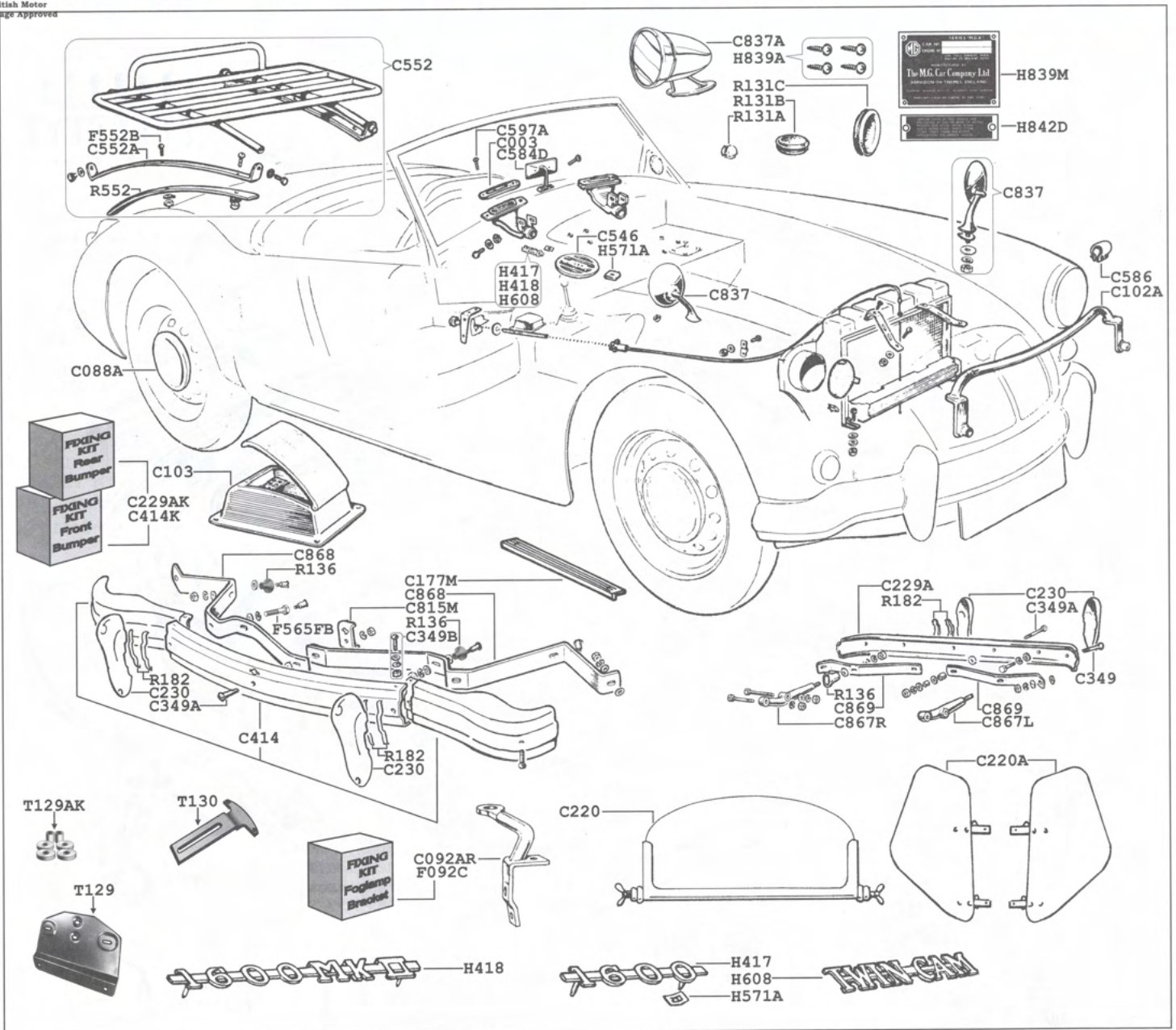
FLOORBOARDS AND RELATED ITEMS MGA

C141C	Washer-floorboards	66
C141D	Screw-floorboards	68
C141K	Fixing kit complete-floor boards	1
J240	Felt seal kit-floor and tunnel	1
J375D	Captive nut-floorboards	66
R209	Grommet-dipstick hole	1
R421	Seal-gearbox cover to crossmember	2
R422	Cover-starter mtr (fr chas 61504)	1
R423	Gasket-gearbox cover	1
T190K	Floorboard set complete (7 pieces)	1
T190L	Toeboard/front ramp LH	1
T190R	Toeboard/front ramp RH	1
T191L	Front floorboard LH	1
T191R	Front floorboard RH	1
T192L	Rear floorboard LH	1
T192R	Rear Floorboard RH	1
T193	Rear ramp board	1
T251	Seal-ramp centre	1
T252	Seal-ramp outer	2



MGA CHASSIS FITTINGS

T122L	Triangle plate-chassis cover LH	1	T145R	Bracket-bumper support RH	1
T122R	Triangle plate-chassis cover RH	1	T146	Floorboard support rail set	1
T140A	Panel-toeboard support	1	T147	Front chassis extension	1
T141	Packing set-body mounting	1	T230	Felt pad-bonnet to radiator	
T141K	Kit-Fixing body to chassis	1	J239	Felt strip for T122A/B	1
T145L	Bracket-bumper support LH	1			



- | | | | |
|--------|---|---|--|
| C003 | Demist vent | C868 | Bracket-bumper front |
| C088A | Hub cap | C869 | Bracket-bumper rear |
| C092AR | Bracket-fog/spot lamp RH | F080 | Fastener kit interior MGA Roadster |
| C092AL | Bracket-fog/spot lamp LH | <i>(All chromed Phillips head trim screws for interior panels & sundry brackets, sidescreen plates, demist vents, map lamp, sidescreen bag, door seal end caps mirror etc.)</i> | |
| C102A | Badge bar/grill guard | F092C | Fixing kit-foglamp bracket (1 per side) |
| C103 | Original ashtray for transmission tunnel | F155H | Spring washer-overrider fixing |
| C177M | Door step "Threshold" plate (optional extra) | F165 | Washer-small-overrider fixing |
| C220 | Racing type aeroscreen with fittings | F165L | Washer-large-overrider fixing |
| C220A | Plexiglass wind deflectors with fittings | F552B | Screw set-luggage rack to boot lid (incl. in C552) |
| C229A | Rear bumper | F565FB | Bolt-overrider fixing |
| C229AK | Fitting kit-rear bumper | H417 | Motif "1600" |
| C230 | Overrider-front or rear | H418 | Motif "1600 Mk II" |
| C349 | Bumper bolt-short | H571A | Fixing clip for C546/H417/H418/H608 |
| C349A | Bumper bolt-long | H608 | Motif "Twin Cam" |
| C349B | Bumper bolt-small (behind overrider) | H839M | Guarantee plate |
| C414 | Front bumper complete (3 sections) | H839A | Screws for guarantee plate |
| C414K | Fitting kit-front bumper | H842D | Patents plate |
| C546 | Grille bonnet vent | R136 | Grommet-front or rear bumper stud (6 per car) |
| C552 | Luggage rack-boot mounted | R182 | Rubber-overrider seating |
| C552A | Pair straps only for luggage rack | T129 | Bracket - rear number plate |
| C584D | Mirror-interior rear view | T129AK | Fixing kit - number plate panel |
| C586 | Badge clip for C102A | T130 | Lamp bracket - number plate |
| C597A | Screw-demist vent | | |
| C815M | Bracket-starting handle | | |
| C837 | Wing mirrors-pair | | |
| C837A | Rear view mirror(wing or door) "Bullet" racing type | | |
| C867L | Chassis bracket-rear bumper LH | | |
| C867R | Chassis bracket-rear bumper RH | | |



British Motor
Heritage Approved

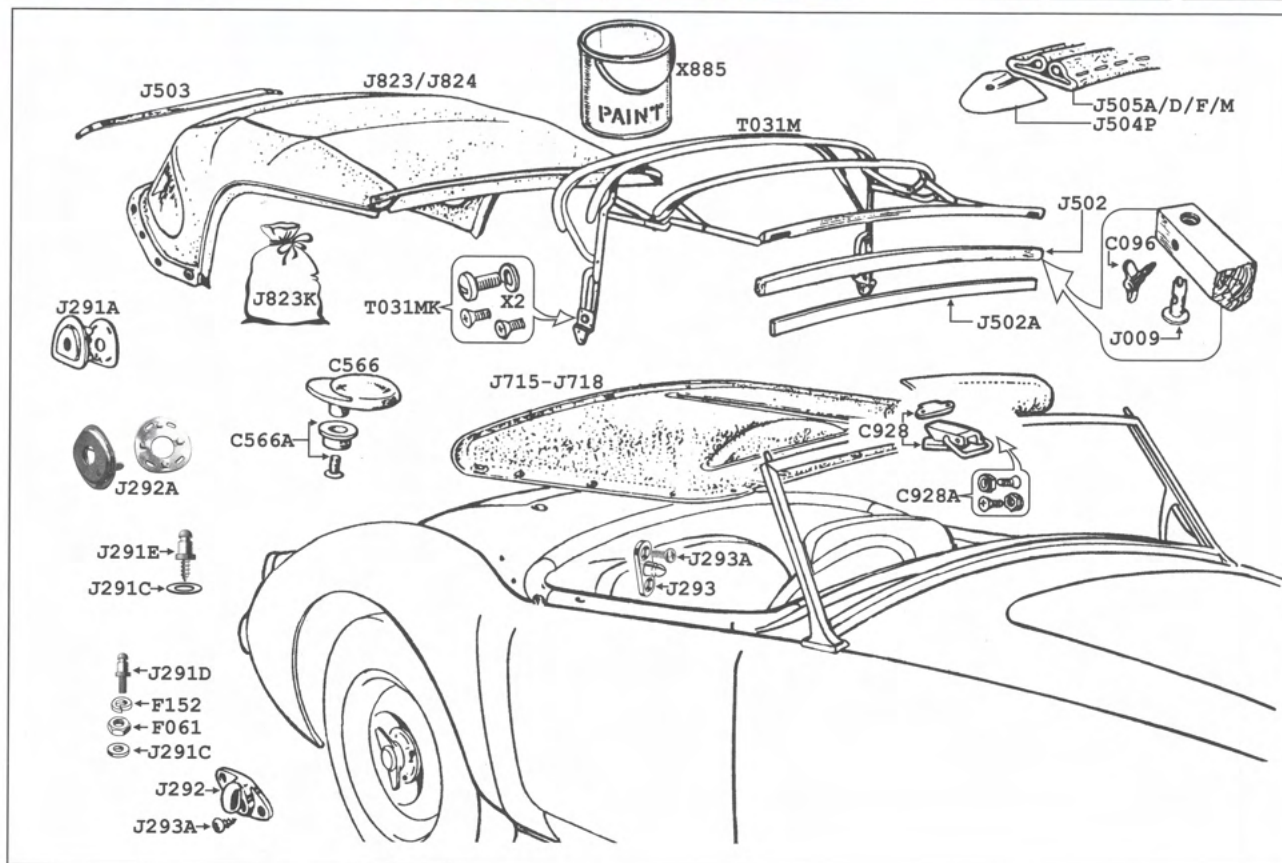
- C177M Threshold plates (pair)-(accessory)
- F414A Screw-door hinge
- F452FS Set screw-front splash plate 12pc
- J411D Wing piping-silver (car set)
- J841D Radiator piping-silver
- R076 Rubber strip-tank straps
- R131A Grommet 1/4" - blanking
- R131B Grommet 1/2" - blanking
- R131C Grommet 5/8" - blanking
- R169D Buffer set-bonnet (10)
- R288B Grommet set MGA heater shelf/engine bulkhead
- R288C Grommet set MGA sundry (rad bulkhd, horn, lamps, etc.)
- R591 Rubber seal-fuel neck to floor
- T100 Front valance
- T101 Front valance-fibreglass
- T101A Front valance-fibreglass 'Sebring' style (fits w/out bumper)
- T102 Radiator duct panel
- T102BL Bracket-duct panel LH
- T102BR Bracket-duct panel RH
- T103 Bow-valance skirt
- T104A Channel-reinforcing inner wing
- T104AL Extension-inner front wing LH
- T104AR Extension-inner front wing RH
- T104L Inner front wing LH
- T104R Inner front wing RH
- T105L Front wheel arch LH
- T105R Front wheel arch RH
- T106L Front wing LH
- T106R Front wing-RH
- T107L Front wing-LH fibreglass
- T107R Front wing-RH fibreglass
- T108L Splash plate f/wing
- T108LS Seal & rivets-front splash plate LH
- T108R Splash plate f/wing
- T108RS Seal & rivets-front splash plate RH
- T109 1m chassis repair section
- T109AL Repair section-bottom of A post LH
- T109AR Repair section-bottom of A post RH
- T109BL Front door pillar LH
- T109BR Front door pillar RH
- T110L Inner sill LH
- T110R Inner sill RH
- T111AL Sill extension-inner LH
- T111AR Sill extension-inner RH
- T111BL Angle piece-wheel well LH
- T111BR Angle piece-wheel well RH
- T111L Closing panel-inner sill LH
- T111R Closing panel-inner sill RH
- T112L Sill finisher plate LH
- T112R Sill finisher plate RH
- T113A Finisher strip-sill bottom-pair
- T113L Outer sill LH
- T113R Outer sill RH
- T115L Rear wing LH
- T115R Rear wing RH
- T116L Rear wing LH fibreglass
- T116R Rear wing RH fibreglass
- T117B Split rivet set-splash plates
- T117K Seal kit-splash plates (car set)
- T117AL Splash plate-rear wing front LH
- T117LS Seal and rivets-rear splash plate LH
- T117AR Splash plate-rear wing front RH
- T117RS Seal and rivets-rear splash plate RH
- T118L Splash plate-r/wing rear LH
- T118R Splash plate-r/wing rear RH
- T119 Skin for boot lid
- T119D Boot lid complete-used
- T120 Battery cover panel
- T123AL Body mount-behind seat LH
- T123AR Body mount-behind seat RH
- T123B Body mount-front footwell L/R
- T124 Fuel tank
- T125 Mount straps-fuel tank (pair)
- T126 Front shroud
- T127 Rear shroud
- T128 Backing panel-number plate F/R
- T129 Mount panel-rear number plate
- T130 Lamp bracket-r/number plate
- T131 Brackets-front number plate-pair
- T140 Panel-engine bulkhead
- T142 Door hinge
- T142A Packing shim-door hinge
- T142K Fixing kit - door hinge
- T143 Tapping plate-door hinge

- T144A Spring-Dzus fastener
- T144B Dzus fastener
- T148 Landing panel-bonnet locking
- T149L Air scoop LH
- T149R Air scoop RH
- T156 Rear bulkhead panel - spare wheel cut-out
- T158DL Roadster door-used LH
- T158DR Roadster door-used RH
- T158L Door skin-roadster LH
- T158R Door skin-roadster RH
- T203 Boot floor complete
- T220 Radiator bulkhead (not illustrated)
- T221L Door-coupe MGA LH
- T221R Door-coupe MGA RH
- T231 Wood batten-bonnet front
- T231A Felt pad-bonnet batten
- T299 Slam panel-grommet
- T300 Bracket-bonnet safety catch
- T301 Bonnet complete
- T301A Hinges-bonnet or boot (pair)
- T302 Hook-bonnet safety catch
- T303 Oval wing washer
- T303A Oval washer-small
- T304A Nut plate-wing fixing
- T310 Plate-fuel neck seal to boot floor
- T434 Wood batten-boot lid
- T434A Felt pad-boot lid batten
- T650 Inspection panels-Twin Cam (pair)
- T701L Sill/pillar assy roadster LH
- T701R Sill/pillar assy roadster RH
- T703L Rear door pillar roadster LH
- T703R Rear door pillar roadster RH
- T714K Screw set-shut face panel (car set)
- T714L Shut face panel roadster LH
- T714R Shut face panel roadster RH
- T715L Inner rear wing roadster LH
- T715R Inner rear wing roadster RH
- T801L Sill/pillar assy coupe LH
- T801R Sill/pillar assy coupe RH
- T803L Rear door pillar coupe LH
- T803R Rear door pillar coupe RH
- T814L Shut face panel coupe LH
- T814R Shut face panel coupe RH
- T815L Inner rear wing coupe LH
- T815R Inner rear wing coupe RH

KITS AND SPECIAL FIXINGS

- F006 Cone point hexagon screw 3/16" diam x 5/8"
(Fits MGA fr valance, bonnet/boot hinges, many other MGA/Z applications)
- F006D Small Fastener Major Kit for MGA Body
(Contains all original type screws, washers & sundries to attach bottoms of wings, fr valance, bonnet catch, boot striker & various other items)
- F037 Loop clip set-body & chassis MGA
(Set of clips for wiring, cables, brake, clutch, fuel pipes etc. Suitable for ZA/B & Wolseley)
- F402 Screw-plate to boot floor (x4)
- J062K Fastener kit interior MGA Roadster
(All chromed Phillips head trim screws for interior panels and sundry brackets, sidescreen plates, demist vents, map lamp, sidescreen bag, door seal end caps, mirror etc.)
- T125K MGA fuel tank kit
(Contains all fixings for hanging fuel tank to body, including special spacers, bolts, nuts lockwashers and sundries)
- T142K Tapping plate, shims & fixings for one door hinge
- T106K MGA front wing fixing kit
(Set for fixing one MGA front wing)
- T115K MGA rear wing fixing kit
(Set for fixing one MGA rear wing)
- T100K MGA front valance fixing kit
(For attachment of front valance to body)
- X012 Sealant treatment for fuel tank (internal)
(Protects inside of tank - will seal small leakages)





TONNEAU COVERS

These are available in two types. Small tonneau covers were used on 1500 models and were fitted immediately behind the rear of the cockpit by a row of "Lift-the-dot" studs. 1600 and Mk II models had a larger tonneau which was attached to the two chrome fasteners and side fixings for the hood, an arrangement preferred by some owners on earlier cars. All tonneau covers are supplied with sockets which are simply attached by the owner to suit existing peg layout, as this can vary.

J715/J716 LARGE TONNEAU COVERS - VINYL

J715A	Black	RH Drive
J715D	Beige	RH Drive
J715F	Tan	RH Drive
J715M	Red	RH Drive
J715P	Grey	RH Drive
J716A	Black	LH Drive
J716D	Beige	LH Drive
J716F	Tan	LH Drive
J716M	Red	LH Drive
J716P	Grey	LH Drive

J717/J718 SMALL TONNEAU COVERS - VINYL

J717A	Black	RH Drive
J717D	Beige	RH Drive
J717F	Tan	RH Drive
J717M	Red	RH Drive
J717P	Grey	RH Drive
J718A	Black	LH Drive
J718D	Beige	LH Drive
J718F	Tan	LH Drive
J718M	Red	LH Drive
J718P	Grey	LH Drive

HOODS

Our quality MGA hoods are copied from the original design. Fasteners are included, but not fitted, as positions may vary. We offer a range of colours in fine quality vinyl, plus high grade canvas, which, although never fitted by the factory, is often favoured for its classic appearance.

J823A	Black - Vinyl
J823D	Beige - Vinyl
J823F	Tan - Vinyl
J823K	Kit-fixing hood cover to frame
J823M	Red - Vinyl

J823P	Grey - Vinyl
J824A	Black - canvas
J824D	Beige - canvas

Beige canvas hoods/side screens are not intended as an exact match with our beige interiors. They are of a slightly deeper shade

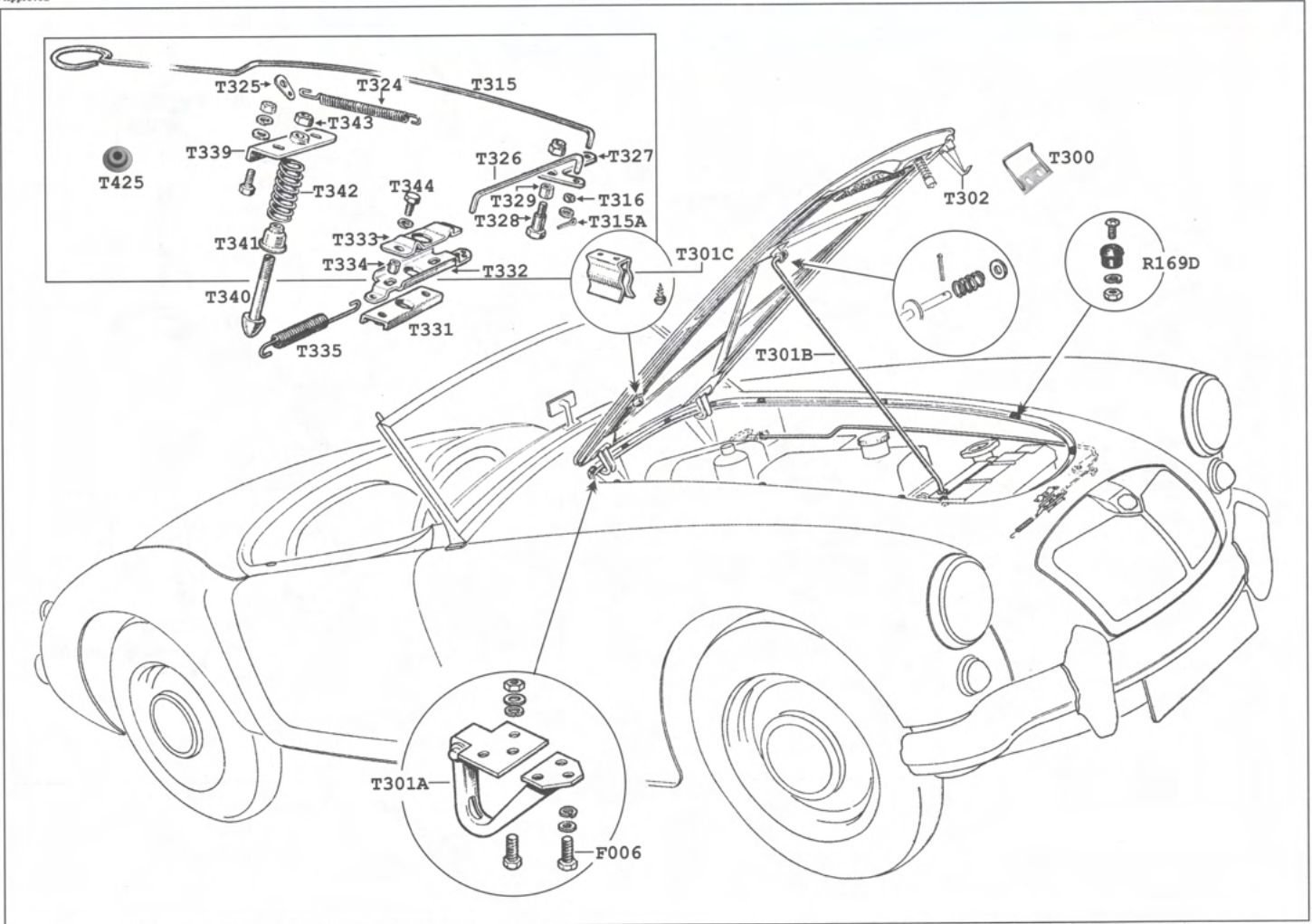
HOODS AND TONNEAU SUNDRIES

C096	Wing bolt-hood rail to windscreen
C566	Clip-hood to body
C566A	Fixings for C566 (2 needed)
C928	Clip/bracket-windscreen to hood**
C928A	Screw/nut set for C928
F061	Nut for J291D (2BA)
F152	Spring washer for J291D
J009	Socket for front of hood rail (2 needed)
J291A	Socket for 'Lift the dot' peg (6 needed)
J291C	Nylon Washer for "L.T.D." peg
J291D	Lift the dot peg-machine screw-tonneau and hood (6 front, 6 rear)
J291E	Lift the dot peg-self tapping-small tonneau (when fitted on rear cockpit rail)
J292	Turn button for tonneau/hood (2 needed)
J292A	Socket for J292 (2 per car)
J293	Peg-double fixing (alternative-strong!)


J293A	Screw for J292 & J293
J502	Wood rail-front of hood
J502A	Foam seal-fits on wood rail (optional)
J503	Metal bar-rear of hood (inside fabric)
J504P	Finisher-hidem strip-pair
J505A	Hidem strip-front of hood (black)*
J505D	Hidem strip-front of hood (beige)*
J505F	Hidem strip-front of hood (tan)*
J505M	Hidem strip-front of hood (grey)*
T031M	Hood frame assembly
T031MK	Fixing kit-hood frame
X885	Paint-hood frame(tan)500 ML tin brush or spray (use synthetic thinners)
XHP1	Aerosol paint-hood & sidescreen frame (tan)

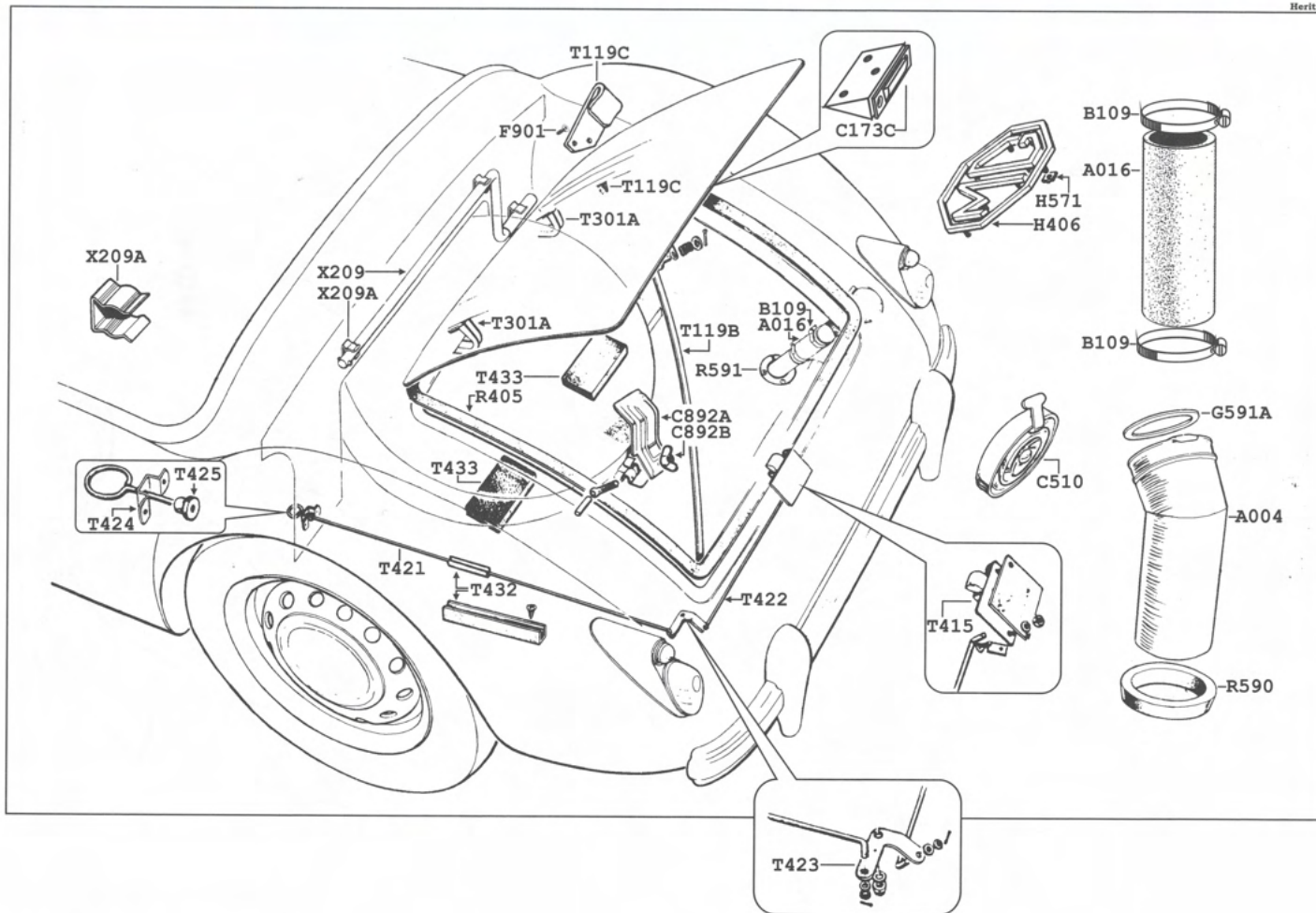
** Standard on 1600 & Mk II, useful on 1500!

* Included when complete hood is purchased




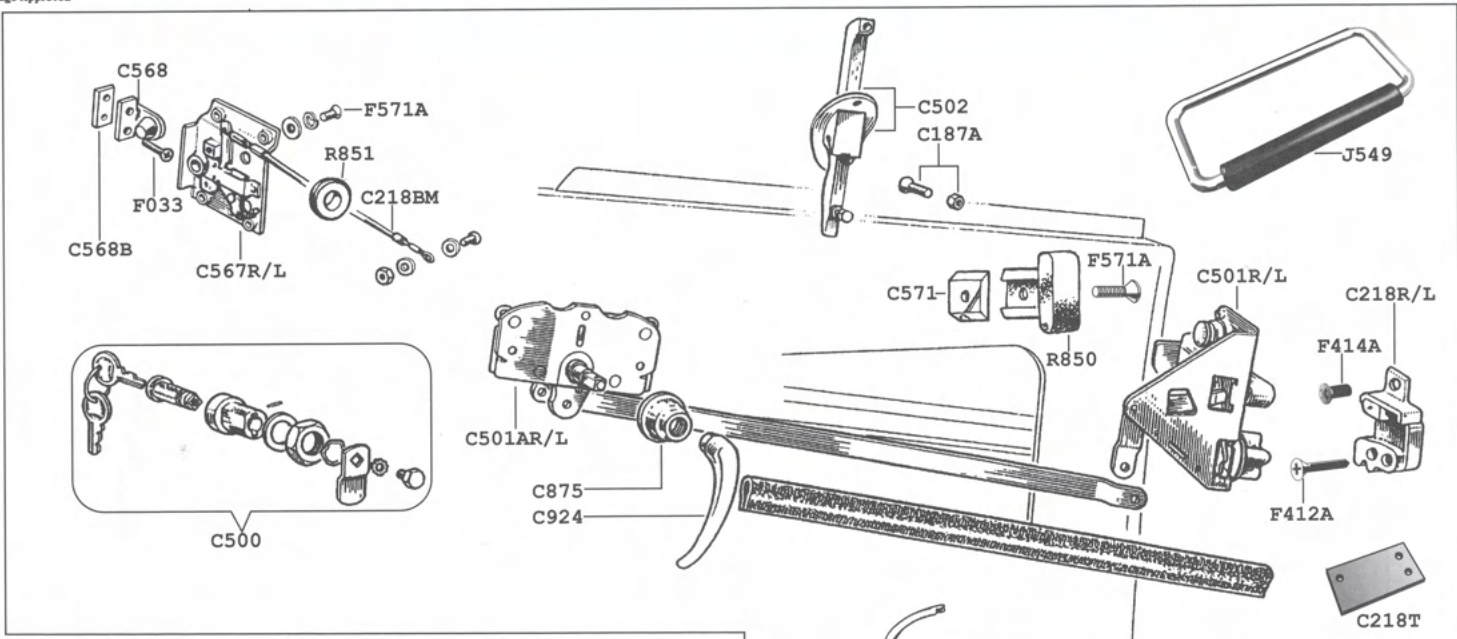
- | | | | |
|-------|----------------------------------|------|----------------------------------|
| R169D | Buffer set (10)- bonnet | T329 | Spacer-pivot bonnet release MGA |
| T300 | Bracket-safety catch | T331 | Support-bonnet catch M/Z/W |
| T302 | Safety catch bonnet | T332 | Slide-bonnet catch M/Z/W |
| T301A | Hinges-bonnet or boot (pair) MGA | T333 | Plate-bonnet catch guide M/Z/W |
| T301B | Stay-bonnet MGA | T334 | Spacer-bonnet catch M/Z/W |
| T301C | Clip-bonnet stay MGA | T335 | Spring-bonnet catch MGA |
| T315 | Rod-bonnet release-long MGA | T339 | Bracket-bonnet striker pin MGA |
| T315A | Split pin-bonnet release | T340 | Striker pin MGA |
| T316 | Double spring washer-release rod | T341 | Cup-bonnet striker pin MGA |
| T324 | Spring-bonnet release rod MGA | T342 | Spring-bonnet striker MGA |
| T325 | Plate-bonnet release spring MGA | T343 | Nut-bonnet striker pin MGA |
| T326 | Rod-bonnet release rod-short MGA | T344 | Screw-striker bracket bonnet MGA |
| T327 | Crank/lever-bonnet release MGA | T425 | Grommet-b/head release rod MGA |
| T328 | Pivot-lever-bonnet release MGA | | |



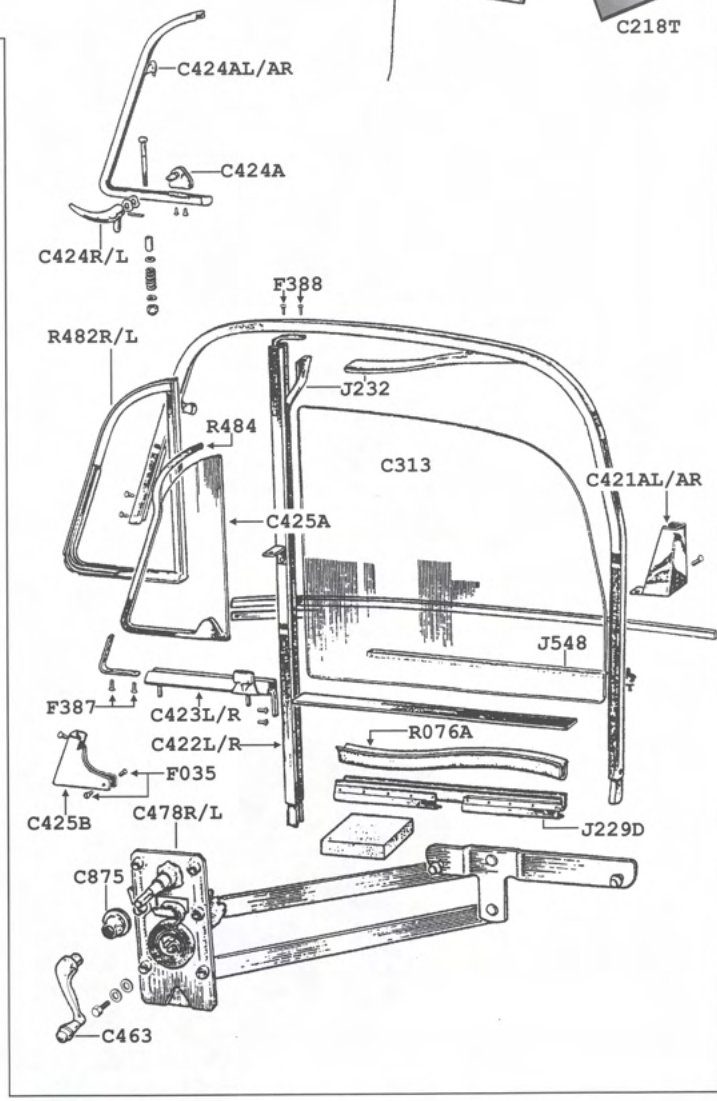


- | | | | |
|-------|---|-------|------------------------------|
| A004 | Neck extension-fuel tank | T119B | Stay-boot MGA |
| A016 | Hose-filler to tank | T119C | Clip-stay to lid MGA |
| B109 | Clip for above - (2 per car) | T301A | Hinges-boot lid (pr) |
| C173C | Striker plate-boot lid MGA | T310 | Plate-fuel tank seal |
| C510 | Fuel filler cap | T415 | Boot latch assembly MGA |
| C892A | Clamp for spare wheel | T421 | Rod boot release-long MGA |
| C892B | Wing nut-spare wheel | T422 | Rod boot release-short |
| F093 | MGA fastener kit-electrical & sundry
(all screws, nuts, washers & sundries for
electrical parts, small brackets, cable
clamps, wiring harness clips, boot latch
assembly & dipswitch. Approx 400 items) | T423 | Lever-boot release rod MGA |
| F901 | Screw-boot stay clip - (2 per car) | T424 | Guide-boot release rod MGA |
| G591A | Seal fuel cap | T425 | Grommet-boot release rod MGA |
| H406 | MG Motif-boot lid (3 parts) | T432 | Channel-boot release rod MGA |
| H571 | Fixing clip for boot badge - (13 per car) | T433 | Felt pad-spare wheel MGA |
| R405 | Boot seal | X208 | Wheel hammer (wire wheels) |
| R590 | Grommet-fuel neck to body | X209 | Starting handle |
| R591 | Seal-fuel neck to boot floor | X209A | Clip-starting handle |
| | | X309 | Jack with handle assembly |
| | | X309A | Bag for jack assembly |
| | | X310 | Tool roll (less tools) |
| | | X311 | Pair of straps for tool roll |

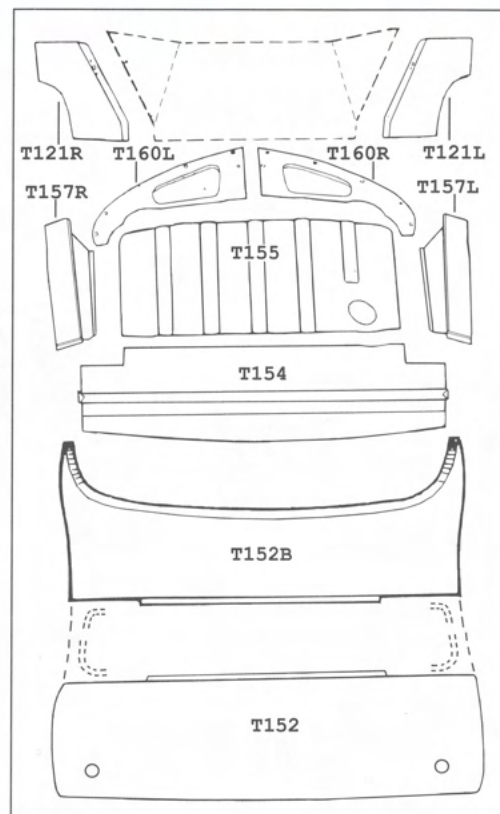
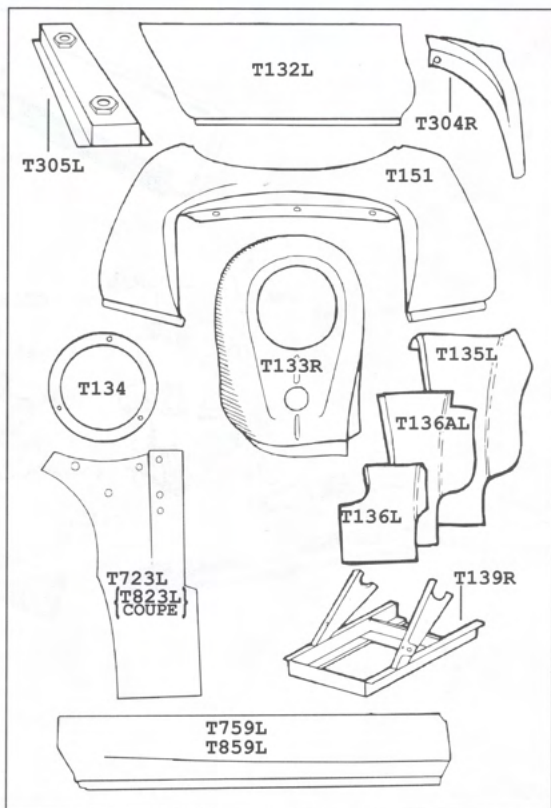




C187A	Screw & nut-coupe d/handle	4
C218L	Coupe door striker LH	1
C218BM	Cable-door release	2
C218R	Coupe door striker RH	1
C218T	Tapping plate-striker FHC	2
C313	Drop glass	2
C421AL	Blending piece-rear channel LH	1
C421AR	Blending piece-rear channel RH	1
C422L	Channel assembly vertical LH	1
C422R	Channel assembly vertical RH	1
C423L	Channel assembly-bottom 1/4 light LH	1
C423R	Channel assembly-bottom 1/4 light RH	1
C424L	Handle-quarter light LH	1
C424R	Handle-quarter light RH	1
C424A	Bracket-quarter light handle	2
C424AL	Top pivot-quarter light LH	1
C424AR	Top pivot-quarter light RH	1
C425A	Quarter light glass	2
C425B	Blending piece-quarter light	2
C425L	Quarter light frame (used) LH	1
C425R	Quarter light frame (used) RH	1
C463	Handle-window regulator coupe	2
C478L	Window regulator coupe LH	1
C478R	Window regulator coupe RH	1
C500	Private lock-coupe door	1
C501L	Coupe door latch LH	1
C501R	Coupe door latch RH	1
C501AL	Remote latch control LH	1
C501AR	Remote latch control RH	1
C502	Exterior door handle-coupe	2
C567L	Door latch-roadster LH	1
C567R	Door latch-roadster RH	1
C568	Striker plate-roadster	2
C568B	Tapping plate-striker	2
C571	Plate-door buffer	2
C571A	Screw-buffer pl. (coupe uses 2)	4
C875	Escutcheon-door/window handle	4
C924	Door handle-interior-coupe	2
F033	Screw-roadster/coupe striker	4/2
F035	Screw-blending piece quarter light	2
F387	Screw-6/32" UNCx1/4" CSK chro Pozi	2
F388	Screw-vertical channel-top	2
F412A	Screw-roadster/coupe striker	2
F571A	Screw-door latch & cable fixing	10
J229D	Holder-drop door glass	2
J232	Window felt-door length	2
J548	Weatherstrip-inner or outer	4
J549	Interior door pull-coupe	2
R076A	Glazing rubber-drop glass	4/2
R482L	Seal-quarter light LH	1
R482R	Seal-quarter light RH	1



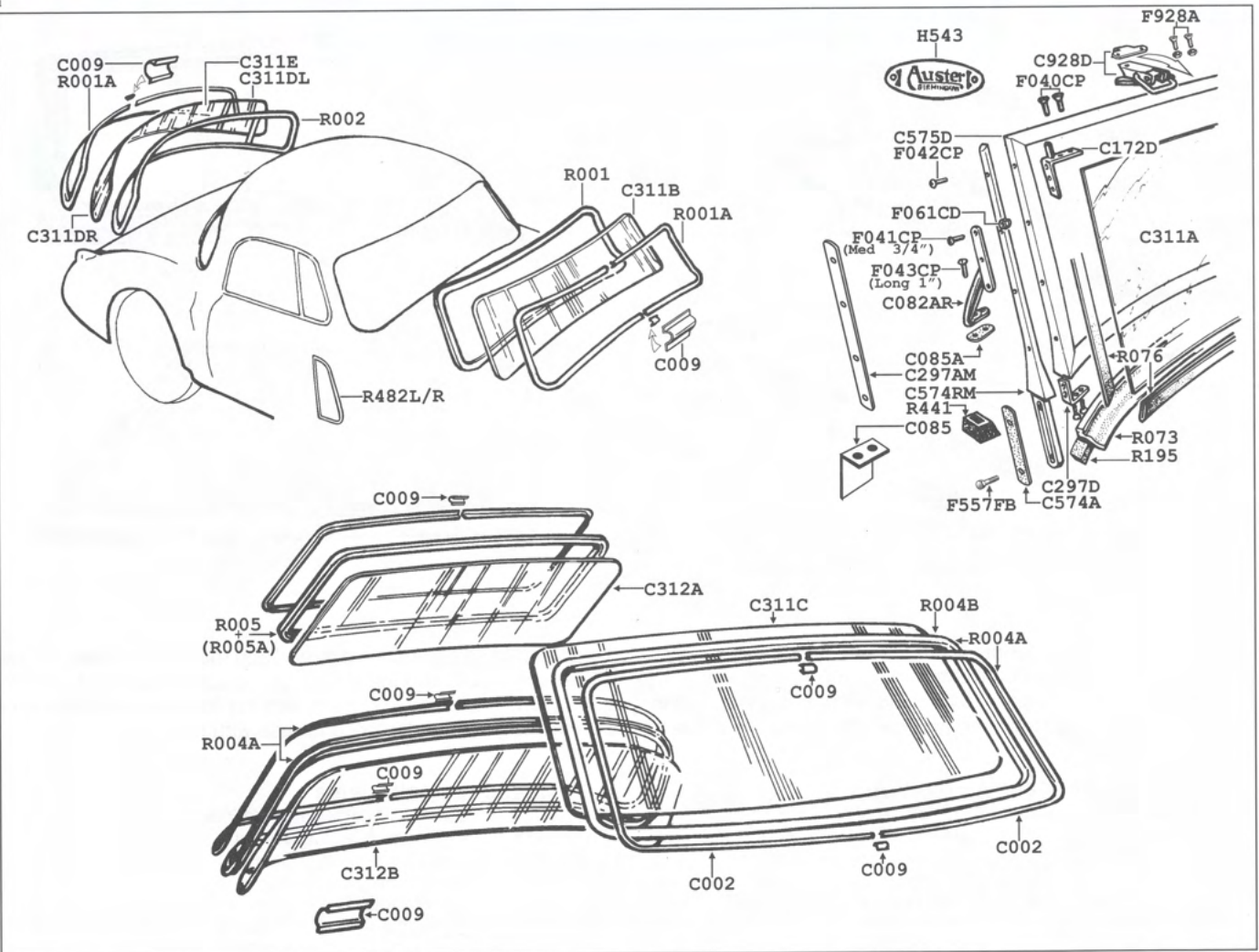
R484	Glazing strip-qtr. light-car set	1
R850	Buffer-door	4/2
R851	Grommet-door cable	2
T158AK	Fitting kit-door to body MGA	
(86 piece screws, washers, nuts, lockwashers etc. for hinges, locks, strikers & sundries on a pair MGA doors)		
T158BK	Fixing kit-interior of coupe door	



T121L	Battery cover side panel LH	1
T121R	Battery cover side panel RH	1
T132L	Bottom section-front wing LH	1
T132R	Bottom section-front wing RH	1
T133L	Headlamp/front section LH	1
T133R	Headlamp/front section RH	1
T134	Support ring for headlamp	2
T135L	Front of rear wing LH	1
T135R	Front of rear wing RH	1
T136L	Lower rear wing 9" (230mm) LH	1
T136R	Lower rear wing 9" (230mm) RH	1
T136AL	Lower rear wing 16" (407mm) LH	1
T136AR	Lower rear wing 16" (407mm) RH	1
T139L	Battery cradle LH	1
T139R	Battery cradle RH	1
T151	Front shroud repair section	1
T152	Rear shroud repair section	1
T154	Body mount inner boot panel	1

T155	Boot floor ribbed panel	1
T157R	Boot side rear panel RH	1
T160L	Rear of inner rear wing LH	1
T160R	Rear of inner rear wing RH	1
T304L	Extension front door pillar LH	1
T304R	Extension front door pillar RH	1
T305L	Windscreen pillar mount LH	1
T305R	Windscreen pillar mount RH	1
T723L	Front inner-rear wing Roadster LH	1
T723R	Front inner-rear wing Roadster RH	1
T759L	Door bottom section Roadster LH	1
T759R	Door bottom section Roadster RH	1
T823L	Front inner-rear wing Coupe LH	1
T823R	Front inner-rear wing Coupe RH	1
T859L	Door bottom section Coupe LH	1
T859R	Door bottom section Coupe RH	1





MGA ROADSTER

C082AL	Grab handle/support LH	1
C082AR	Grab handle/support RH	1
C085	Captive nut plate-grab handle	2
C085A	Packing-grab handle	AR
C172D	Top corner bracket w/peg (pr 1)	1
C172DK	Screw/nut/washer set-w/screen	1
<i>(all fixings for complete windscreen)</i>		
C297D	Bottom corner bracket	2
C297AM	Tapping plate-windscreen frame	2
C311A	Windscreen glass (laminated)	1
C574A	Packing-windscreen pillar	AR
C574LM	Windscreen pillar LH	1
C574RM	Windscreen pillar RH	1
C575D	Windscreen frame (4 pieces)	1
C928D	Clip-w/screen centre (1600+Mk 2)	1
F040CP	Chrome screw-2BA x 5/16"	6
F041CP	Chrome screw-2BA x 3/4"	AR
F042CP	Chrome screw-2BA x 5/8"	AR
F043CP	Chrome screw-2BA x 1"	2
F061CD	Chrome dome nut-grab handle	4
F557FB	Bolt-W/S mount	4
F928A	Screw+nutset-w/screen clip	1
H543	'Auster' nameplate for frame	1
R073	Draught excluder-screen base	1
R076	Glazing strip-glass to frame	1
R195	Foam seal-w/s frame to body	1
R441	Grommet-w/s pillar to body	2

MGA COUPE

C009	Chrome joint piece-w/s finisher	4
C311B	Windscreen glass (laminated)	1
C311DL	Rear quarter glass LH	1
C311DR	Rear quarter glass RH	1

C311E	Rear centre glass	1
R001	Seal-w/screen **	1
R001A	Plastic chrome insert-seal F/R	2
R002	Seal-rear glass **	1
R482L	Quarter vent window seal LH	1
R482R	Quarter vent window seal RH	1

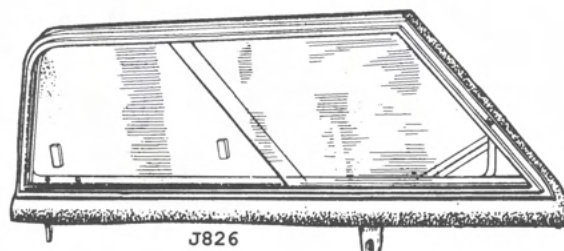
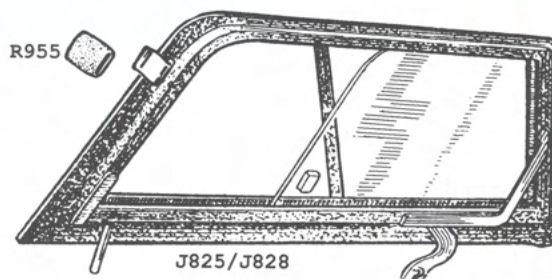
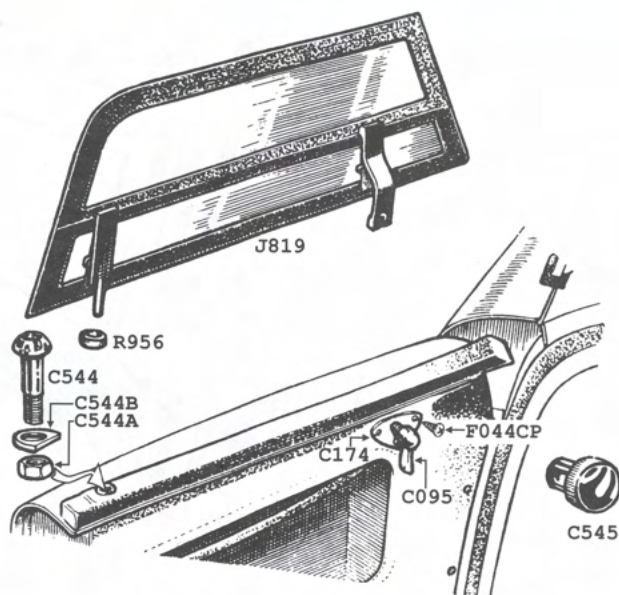
ZA-ZB, VARITONE & WOLSELEY

C002	Finisher-chrome rear window	1
C009	Chrome joint piece-W/screen trim	4
C013		
C311C	Windscreen glass-laminated	1
C312A	Rear window small ZA/B, W4/5	1
C312B	Rear window large ZB Varitone	1
R004A	Seal-windscreen with finisher	1
<i>Includes plastic chrome trim-will not accept original metal finisher.</i>		
R004B	Seal-w/screen for original trim	1
<i>Use this if your metal trim is sound.</i>		
R005	Seal-small rear window ZA/B	1
<i>Accepts original chrome trim only.</i>		
R005A	Seal-rear window W4/5	1
<i>Accepts original chrome trim only.</i>		
R004A	Seal-ZB Varitone rear window	1
<i>Supplied with plastic chrome trim, will not accept original metal finisher.</i>		

FRONT QUARTER LIGHT SEALS FOR ZA/ZB, W4/44+15/50

(Produced as separate sections, to be sealed when fitted)

R482AL	Curved seal-front quarter light Z/W LH
R482AR	Curved seal-front quarter light Z/W RH
R482B	Vertical seal-front quarter light Z/W RH/LH
R483A	Curved seal-rear quarter light Z/W RH/LH
R483B	Vertical seal-rear quarter light Z/W RH/LH



SIDESCREENS

We offer sidescreens for the MGA in three types. The early "flap" type were fitted as standard to all 1500 models, the sliding type being offered as an optional extra until 1959, when the flap type was discontinued, and the sliding type became standard. Aluminium sidescreens were intended to be used with the works hardtop, but many owners have used them with the folding hood although the fit is less than ideal. However, we now offer a modified type based on the original but designed for use with the hood.

J819 FLAP SIDESCREENS (vinyl covered)

J819A	Black	J819M	Red
J819D	Beige	J819P	Grey
J819F	Tan		

J825 SLIDING SIDESCREENS (vinyl covered)

J825A	Black	J825M	Red
J825D	Beige	J825P	Grey
J825F	Tan		

J826 ALUMINIUM SIDESCREENS - see above

J828 SLIDING SIDESCREENS (canvas covered)

J828A	Black
J828D	Beige

SIDESCREEN SUNDRIES


C095	Half wing nut-sidescreen (1500)
C174	Plate-sidescreen attachment
C544	Socket-sidescreen to door
C544A	Nut for C544
C544B	Washer for C544
C545	Knurled nut-sidescreen (1600)
F044CP	Screw for C174 (6 needed)
R073A	Seals-alloy sidescreens-early with bolt on retainer
R073B	Seals-alloy sidescreens-late slide in seal
R955	Rubber sleeve-sidescreen bracket (pair)
R956	Rubber spacer-sidescreen peg

J720 SIDESCREEN STOWAGE BAGS


J720A	Black	J720F	Tan	J720P	Grey
J720D	Beige	J720M	Red	J720S	Green

FASTENERS FOR STOWAGE BAGS

J293	Peg-double fixing (6 needed)
J291A	Socket for peg (6 needed)
J293A	Screw for J293 (12 Needed)



XHP1 Aerosol paint-tan-for hood & sidescreen frames



J044 Sun visor-tinted plexiglass MGA Roadster

SEATS, KITS AND RELATED PARTS MGA

Our quality range of MGA seats and cover kits have been copied from original factory patterns by our trimmer, using leather for wearing surfaces and vinyl for non-wearing surfaces as original.

SEAT FITTINGS AND SUNDRIES

- J375L Seat runner set complete (4-piece) LH
- J375R Seat runner set complete (4-piece) RH
- J375A Fixing bolt kit-seat runners to floor
- J375B Fixing bolt kit-seat bases to runners
- J375D Captive floor nut-runners (16 per car)
- J730 Base cushion for de-luxe seat LH or RH
- J731 Back padding for de-luxe seat LH or RH
- J731K Strap set - de luxe seats
- J732 Base foam-roadster or coupe LH or RH
- J733 Back squab-roadster or coupe LH or RH

- J733A Frame-wood for backrest
- J740 Frame assembly-bare for de-luxe seat LH
- J741 Frame assembly-bare for de-luxe seat RH
- J742 Frame assembly-bare for coupe seat RH
- J743 Frame assembly-bare for coupe seat LH
- J745 Frame assembly-bare for roadster seat LH
- J746 Frame assembly-bare for roadster seat RH
- J855L Seat base assembly incl mesh for roadster or coupe LH
- J855R Seat base assembly incl mesh for roadster or coupe RH
- J860 Back board-roadster or coupe LH or RH

J701 ROADSTER LEATHER SEAT COVERS (2 SEATS)

Second colour refers to piping

- | | | |
|-------------------|--------------------|-------------------|
| J701A Black/Black | J701AW Black/White | J701P Grey/Grey |
| J701AB Black/Blue | J701D Beige/Beige | J701S Green/Green |
| J701AM Black/Red | J701M Red/Red | J701F Tan/Tan |

J703 COUPE LEATHER SEAT COVERS (2 SEATS)

Second colour refers to piping

- | | | |
|-------------------|--------------------|-------------------|
| J703A Black/Black | J703AW Black/White | J703P Grey/Grey |
| J703AB Black/Blue | J703D Beige/Beige | J703S Green/Green |
| J703AM Black/Red | J703M Red/Red | J703F Tan/Tan |

J705 DE-LUXE LEATHER SEAT COVERS (2 SEATS)

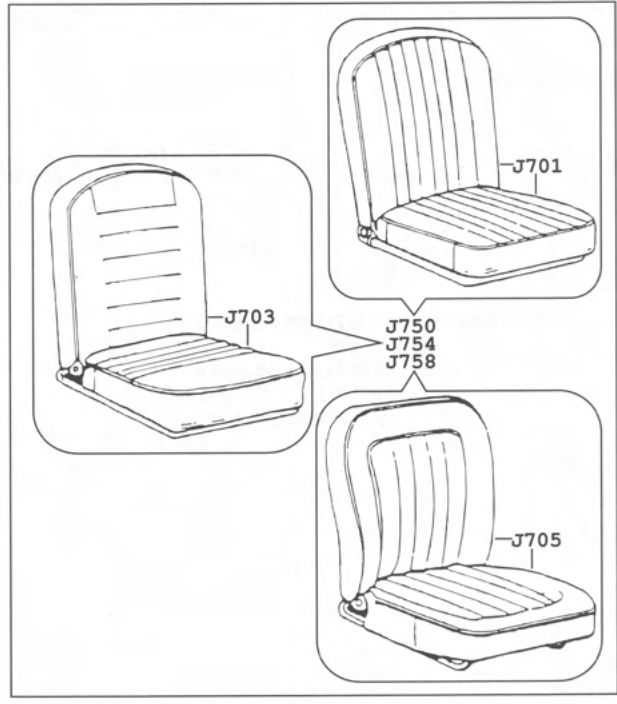
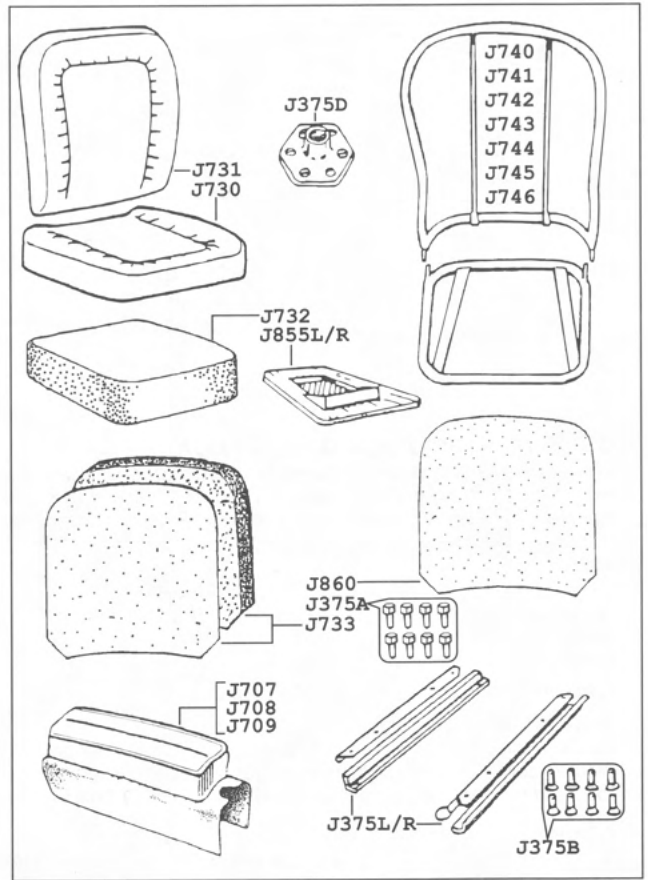
Second colour refers to piping

- | | | |
|-------------------|--------------------|-------------------|
| J705A Black/Black | J705AW Black/White | J705P Grey/Grey |
| J705AB Black/Blue | J705D Beige/Beige | J705S Green/Green |
| J705AM Black/Red | J705M Red/Red | J705F Tan/Tan |

J707/J708/J709 ARMREST-LEATHER & PADDING-STITCHED TO CARPET

Second colour refers to piping, third to carpet

- | | |
|--------------------------|-------------------------|
| J707A Black/Black/Black | J708AM Black/Red/Grey |
| J707AB Black/Blue/Black | J708AW Black/White/Grey |
| J707AM Black/Red/Black | J708M Red/Red/Grey |
| J707AW Black/White/Black | J708P Grey/Grey/Grey |
| J707D Black/Beige/Black | J708S Green/Green/Grey |
| J707F Tan/Tan/Black | J709A Black/Black/Red |
| J707M Red/Red/Black | J709AM Black/Red/Red |
| J707P Grey/Grey/Black | J709AW Black/White/Red |
| J707S Green/Green/Black | J709M Red/Red/Red |
| J708A Black/Black/Grey | J709P Grey/Grey/Red |
| J708AB Black/Blue/Grey | |



J750 SEATS COMPLETE-LEATHER (PAIR) ROADSTER

Second colour refers to piping

- | | | |
|-------------------|--------------------|-------------------|
| J750A Black/Black | J750AW Black/White | J750P Grey/Grey |
| J750AB Black/Blue | J750D Beige/Beige | J750S Green/Green |
| J750AM Black/Red | J750M Red/Red | J750F Tan/Tan |

J754 SEATS COMPLETE-LEATHER (PAIR) COUPE

Second colour refers to piping

- | | | |
|-------------------|--------------------|-------------------|
| J754A Black/Black | J754AW Black/White | J754P Grey/Grey |
| J754AB Black/Blue | J754D Beige/Beige | J754S Green/Green |
| J754AM Black/Red | J754M Red/Red | J754F Tan/Tan |

J758 DE-LUXE SEATS COMPLETE-LEATHER (PAIR)

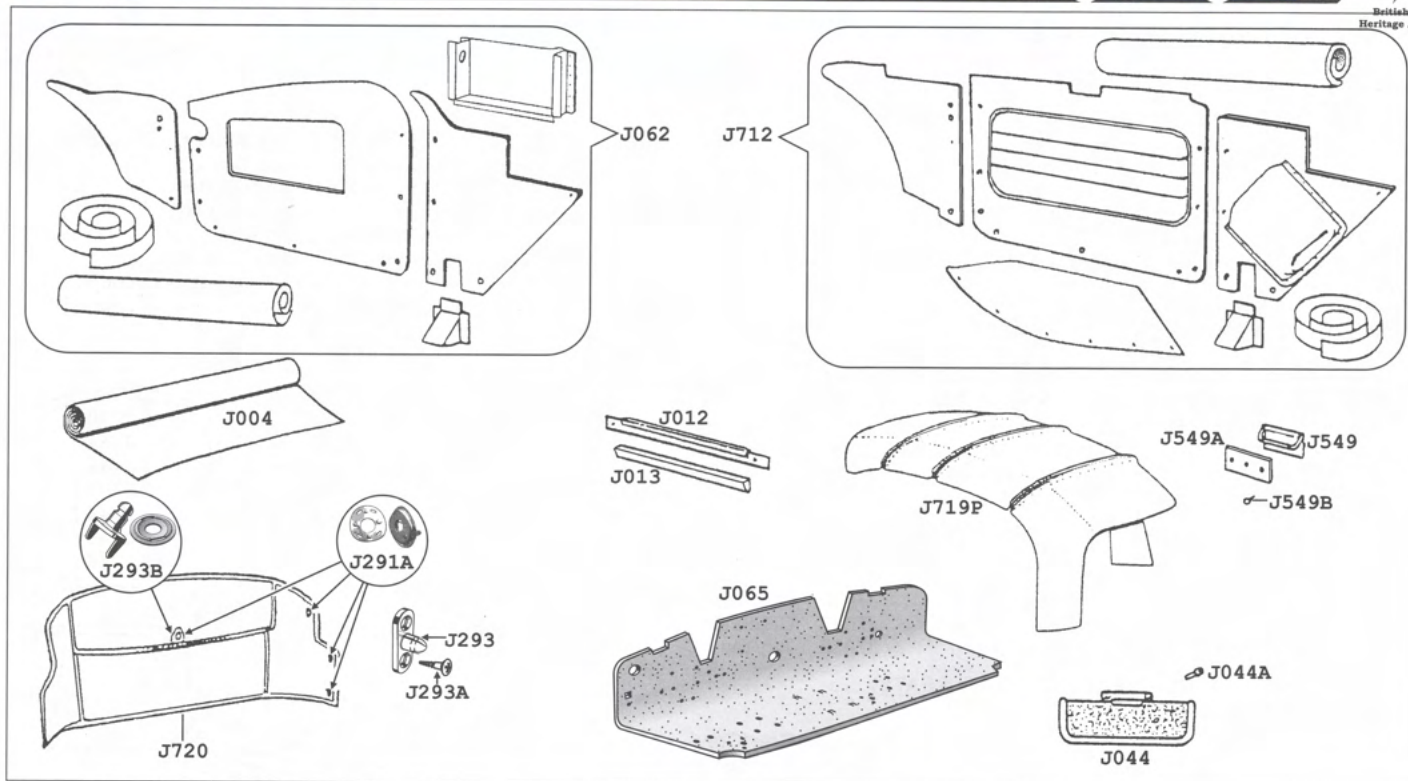
Owing to demand for high quality seats offering greater comfort and support, we have reproduced this original factory option. Featuring revised frames with reshaped seats and backrest, they are suitable for Roadster or Coupe. With all wearing surfaces in leather as original, these seats will give your classic MGA that extra edge of quality.

- | | | |
|-------------------|--------------------|-------------------|
| J758A Black/Black | J758AW Black/White | J758M Red/Red |
| J758AB Black/Blue | J758D Beige/Beige | J758P Grey/Grey |
| J758AM Black/Red | J758F Tan/Tan | J758S Green/Green |

Preserve your leather seats with Hide Food - exposure to air and sun will cause leather to lose its suppleness - also helps to repel stains and moisture.

X883 Hide Food for Leather 11oz Jar





GUIDE TO INTERIOR COLOURS ON MGA

The following information is offered as a guide for MGA owners wishing to know which colour combinations were original for their model. However, we offer a more extensive range of colour combinations owing to popular demand, in all three seat types as many owners have a personal preference that may differ from original specification. (Second colour shown refers to piping).

1500

Green/Green
Grey/Grey
Black/Green
Black/Grey**

Roadster only **

1500

Black/Blue*
Black/Red
Black/White

Coupe only *

1600

Black/Blue
Black/Red
Black/White
Beige/Beige

1600 Mk 2

Black/Blue*
Black/Red
Black/White
Beige/Beige

ROADSTER

This set comprises of panels for front footwell, main door panels with assembled door pockets and rear wheel arch panels, all covered in quality vinyl leather cloth. All piping and materials for covering cockpit trim rails and dashboard where applicable is provided, also matching leather for door top rails and rear cockpit corners as original. A full set of fixing screws and washers is also supplied.

COUPE

All covering panels are included, comprising of front footwell panels with attached map pockets, door panels with pleated centre, rear wheel arch panels with fillet, and rear shelf. Leather cloth is included for covering dashboard and trim rails plus all piping. A full set of fixing screws and washers is also supplied.

Please use the following numbers for colours as set out below. Second colour shown refers to piping.

J062 ROADSTER INTERIOR KITS

J062A	Black/Black	J062AM	Black/Red	J062D	Beige/Beige	J062P	Grey/Grey	J062F	Tan/Tan
J062AB	Black/Blue	J062AW	Black/White	J062M	Red/Red	J062S	Green/Green	J062K	Fixing kit - interior

J712 COUPE INTERIOR KITS

J712A	Black/Black	J712AM	Black/Red	J712D	Beige/Beige	J712P	Grey/Grey	J712F	Tan/Tan
J712AB	Black/Blue	J712AW	Black/White	J712M	Red/Red	J712S	Green/Green		

J720 SIDESCREEN STOWAGE BAGS

J720A	Black	J720M	Red	J720S	Green
J720D	Beige	J720P	Grey	J720F	Tan

FASTENERS FOR STOWAGE BAGS

J291A	Socket for peg	(7 needed)
J293	Peg-double fixing	(6 needed)
J293A	Screw for J293	(12 needed)
J293B	Stud+plate-sidescreen bag	

J004 VINYL-AS IN KITS-1.2 M WIDE-PER METRE

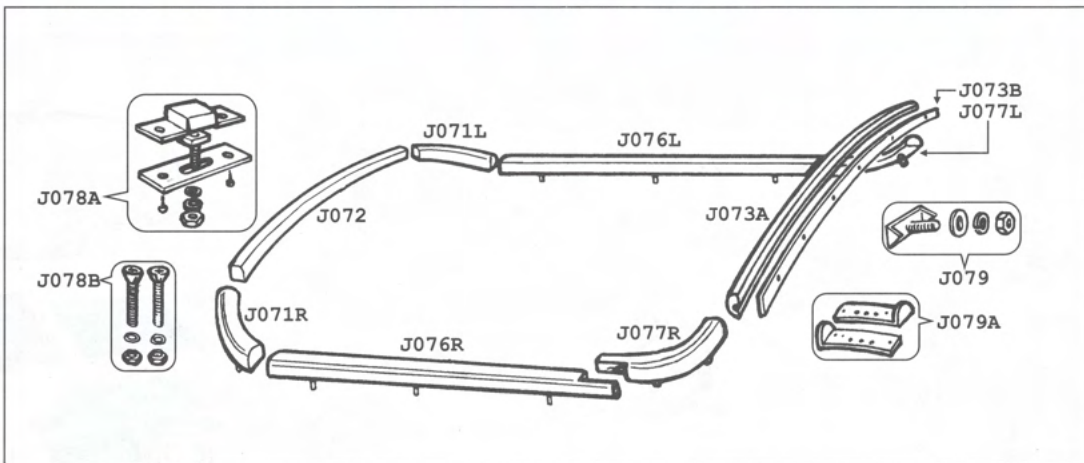
J004A	Black	J004M	Red	J004S	Green	J004D	Beige	J004P	Grey
-------	-------	-------	-----	-------	-------	-------	-------	-------	------

J065 PAD-UNDER DASH Only original on Coupe. Can also be fitted to Roadsters to reduce heat and noise.

J719P HEADLINING KIT FOR COUPE


SUNDRIES

F080	Screw set-roadster panel	J062K	Kit-interior screws & washers (Roadster)
J012	Metal stiffener-door panel	J549	Interior door pull-Coupe
J013	Wood spacer-door panel	J549A	Fixing plate-door pull-Coupe
J044	Sun Visor-Coupe	J549B	Screw-door pull-Coupe
J044A	Screw-sun visor		



COCKPIT CAPPINGS FOR ROADSTER-UNCOVERED

- | | | | |
|-------|----------------------------------|-------|--|
| J071L | Rear corner behind door-alloy LH | J077L | Front corner (<i>alloy</i>) for door rail LH |
| J071R | Rear corner behind door-alloy RH | J077R | Front corner (<i>alloy</i>) for door rail RH |
| J072 | Rear capping rail-wood | J078A | Fastener-door/rear cockpit rails (9 needed) |
| J073A | Dashboard rail-wood section | J078B | Screw/nut-rear corner/door rails (6 needed) |
| J073B | Rubber strip-dashboard rail | J079 | "T" Bolt-dashboard rail (6 needed) |
| J076L | Door rail-wood section LH | J079A | End Pieces for dashboard rail (<i>pair</i>) |
| J076R | Door rail-wood section RH | | |



J711 COVERING AND PIPING KITS FOR COCKPIT CAPPINGS

Contains vinyl and leather for covering of one car set of cockpit cappings. Door rails and rear corners are covered in leather, the remainder in vinyl. Not required when complete interior kits are ordered.

- | | | | | |
|-------------------|--------------------|-------------------|-------------------|---------------|
| J711A Black/Black | J711AM Black/Red | J711D Beige/Beige | J711P Grey/Grey | J711F Tan/Tan |
| J711AB Black/Blue | J711AW Black/White | J711M Red/Red | J711S Green/Green | |

J719P- HEADLINING KIT FOR COUPE Not Illustrated

J751 INTERIOR PIPING KITS ROADSTER (NOT INCLUDING SEAT PIPING)

These kits are only needed when replacing worn piping on existing trim as they are included in interior trim kits and covering and piping kits.

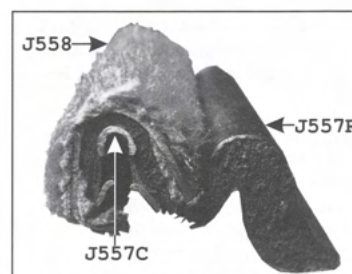
- | | | | | |
|-------------|-----------|-------------|------------|-------------|
| J751A Black | J751M Red | J751W White | J751B Blue | J751S Green |
|-------------|-----------|-------------|------------|-------------|



APERTURE SEAL - MGA Sold per metre - Roadster 4m per car, Coupé 8m per car

Original door aperture seals were produced as coloured furflex with rubber seal already attached. These are now supplied separately as two items:

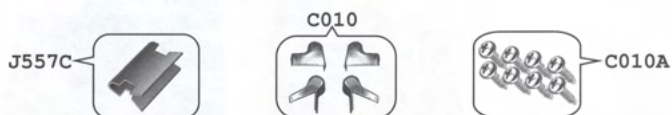
- J557R 'Ramsey' seal - black rubber
and the furflex seal in a number of different colours:
- | | |
|-------------------|-------------------|
| J558A Black | J558F Tan |
| J558B Blue | J558L Maroon |
| J558D Beige | J558P Grey |
| J558E Apple green | J558S Suede green |

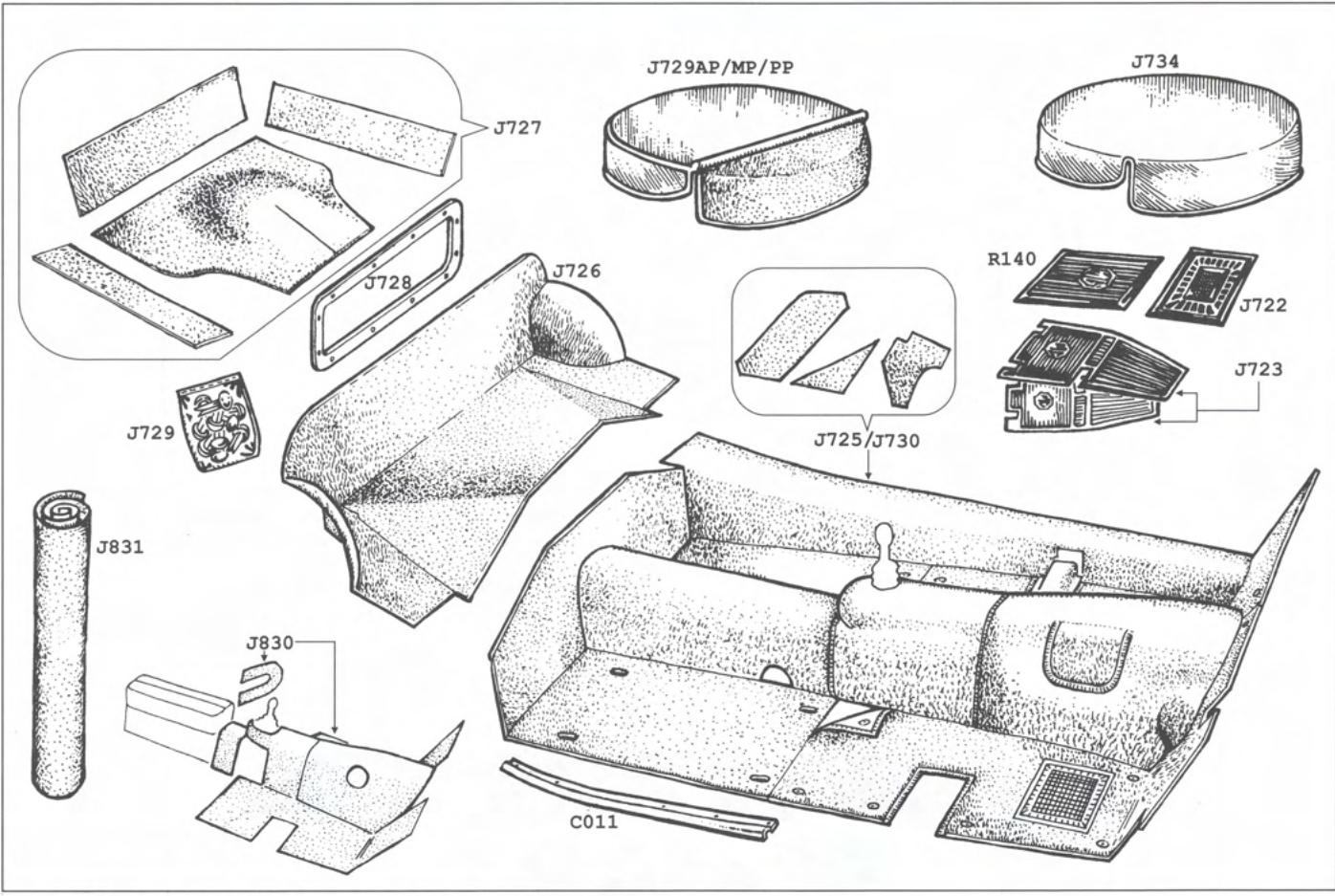


Cross section of original door seal

Clips are available if required for holding Ramsey seal in place:
J557C (pack of 10)

- | | |
|-------|---------------------------------------|
| C010 | Cap set of 4 - chrome - aperture seal |
| C010A | Screw set - aperture seal ends |





CARPET SETS AND SPARE WHEEL COVERS

As the original "Karvel" carpet was discontinued many years ago. We offer a material which is very close in appearance to the original, and is extremely durable.
ALL CARPET SETS INCLUDE FASTENER SOCKETS, BUT NOT PEGS-SEE BELOW UNDER SEPARATE FASTENERS

NOTE ON ORIGINALITY: ALL ROADSTERS HAD BLACK CARPETS, ALL COUPE MODELS HAD GREY, RED IS A NON ORIGINAL OPTION.

J725/J730 MAIN CARPETS SETS (floor/sills/tunnel)

J725A	Black	RHD	J730A	Black	LHD
J725M	Red	RHD	J730M	Red	LHD
J725P	Grey	RHD	J730P	Grey	LHD

J725T UNDERFELT KIT-carpet set MGA

J726 REAR CARPET SETS (standard on Coupe, option on Roadster)

J726A	Black
J726M	Red
J726P	Grey

BOOT CARPET SETS (optional extra)

J727A	Black
J727M	Red
J727P	Grey

SUNDRIES

C011	Finisher set-carpet edge-Coupe
J722	Rubber mat-as original (not in carpet sets)
J723	Pair of heavy duty rubber floor mats
J830	Felt kit for gearbox carpet
J831	Carpet underfelt per metre (optional)
R140	Rubber mat with "MG" Motif (optional)

SEPARATE FASTENERS FOR CARPETS

J291	Lift-the-dot peg woodscrew (12 needed)
J291M	Lift-the-dot peg mach. screw (4 needed)
J291A	Socket- lift-the-dot pegs (16 needed)
J291B	Nut for J291M
J294	Carpet Prong & Plate (optional non-original fixing)
J295	Stud - Carpet to Floor (optional non-original fixing)
F152	Washer for J291M


SPARE WHEEL COVERS

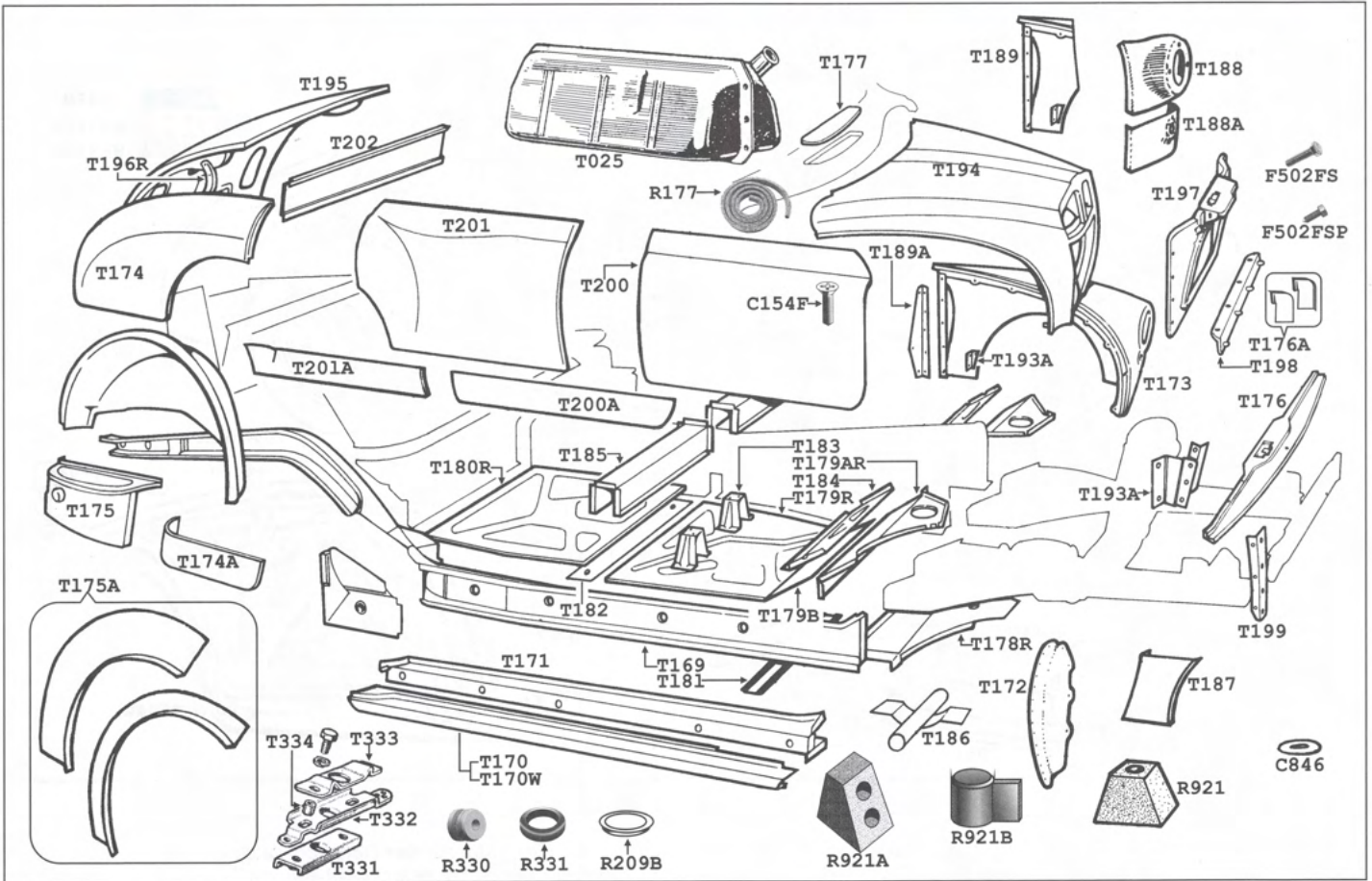
All Coupe versions of 1600 and Mk II models had the spare wheel stored entirely in the boot and not protruding into the rear cockpit. The spare wheel cover on these models was therefore made entirely of grey PVC felt

J728	Frame-spare wheel cover support	J729MP	Grey PVC felt/red carpet (optional)
J729	Rivet set for attachment of above	J729PP	Grey PVC felt/grey carpet-1500 Coupe
J729AP	Grey PVC felt/black carpet-all Roadsters	J734	Grey PVC felt-all 1600 and Mk 2 Coupe

OVERMATS

J723AA	Overmats 2pc LHD Blk/Blk	J724AA	Overmats 2pc RHD Blk/Blk
J723AG	Overmats 2pc LHD Blk/Green	J724AG	Overmats 2pc RHD Blk/Green
J723AH	Overmats 2pc LHD Blk/Blue	J724AH	Overmats 2pc RHD Blk/Blue
J723AM	Overmats 2pc LHD Blk/Red	J724AM	Overmats 2pc RHD Blk/Red
J723AP	Overmats 2pc LHD Blk/Grey	J724AP	Overmats 2pc RHD Blk/Grey
J723PA	Overmats 2pc LHD Grey/Blk	J724PA	Overmats 2pc RHD Grey/Blk
J723PG	Overmats 2pc LHD Grey/Green	J724PG	Overmats 2pc RHD Grey/Green
J723PH	Overmats 2pc LHD Grey/Blue	J724PH	Overmats 2pc RHD Grey/Blue
J723PM	Overmats 2pc LHD Grey/Red	J724PM	Overmats 2pc RHD Grey/Red
J723PP	Overmats 2pc LHD Grey/Grey	J724PP	Overmats 2pc RHD Grey/Grey





- * C154F Screw-front door hinge-small
- * C846 Large washer-wing mounting bolts
- F502FS Bolt-wing to body (26) or
- F502FSP Bolt pointed-wing to body
- R177 Seal-scuttle vent
- R209B Rubber plug-tunnel access
- R288A Grommet set-bulkhead
- R330 Grommet-bonnet release rod
- R331 Grommet-bulkhead drain tubes (2 per car)
- R921 Rubber buffer-top of wing (2 per car)
- R921A Wedges-pr-bonnet centering
- R921B Buffer - Bonnet T/Cam Coupe, W4/44, ZA, ZBV
- * R950 Seal-front wing to splash plate (replacement)
- T025 Fuel tank ZA/ZB/W4/W5
- * T169 Body side member RH or LH
- T170 Outer door sill complete with door shut RH or LH
- * T171 Inner door sill complete RH or LH
- * T172 Inner splash plate for front wing RH or LH
- T173 Front wing RH or LH
- * T174 Rear wing outer skin RH or LH
- T174A Repair section-rear wing-lower RH or LH
- * T175 Rear wing inner section (below boot side) RH or LH
- T175A Repair set-inner and outer skin-rear wheel arch RH or LH
- T176 Front valance
- T176A End caps-front valance ZB Pr
- * T177 Top panel for air intake
- * T177A Air intake complete less mesh
- * T178 Front underfloor extension panel RH or LH
- * T179 Centre floor section RH or LH
- * T179A Front ramp plate RH or LH
- * T180 Rear floor section RH or LH
- * T181 Stiffener channel set (under floor) RH or LH
- * T182 Centre floor closing panel RH or LH

- * T183 Bracket for seat runners
- * T184 Stiffener-front ramp plate RH or LH
- * T185 Channel section RH or LH
- T186 Jacking point assembly (ZB only)
- T187 Repair section-front wing lower RH or LH
- * T188 Repair section-headlamp surround RH or LH
- T188A Repair section-sidelamp surround
- T189 Repair section-rear of front wing RH or LH
- * T189A Bracket-front wing to body RH or LH
- * T193A Bracket-baffle plate to wing RH or LH
- T194 Bonnet assembly
- T195 Boot lid assembly
- * T196 Boot hinge assembly RH or LH
- T197 Radiator support assembly RH or LH
- T198 Bracket-lower-radiator support
- T199 Bracket-side-radiator RH or LH
- * T200 Door skin-front RH or LH
- T200A Lower door skin front RH or LH
- T201 Door skin-rear RH or LH
- T201A Lower door skin rear RH or LH
- * T202 Lower rear panel
- * T203 Boot floor assembly (not illustrated)

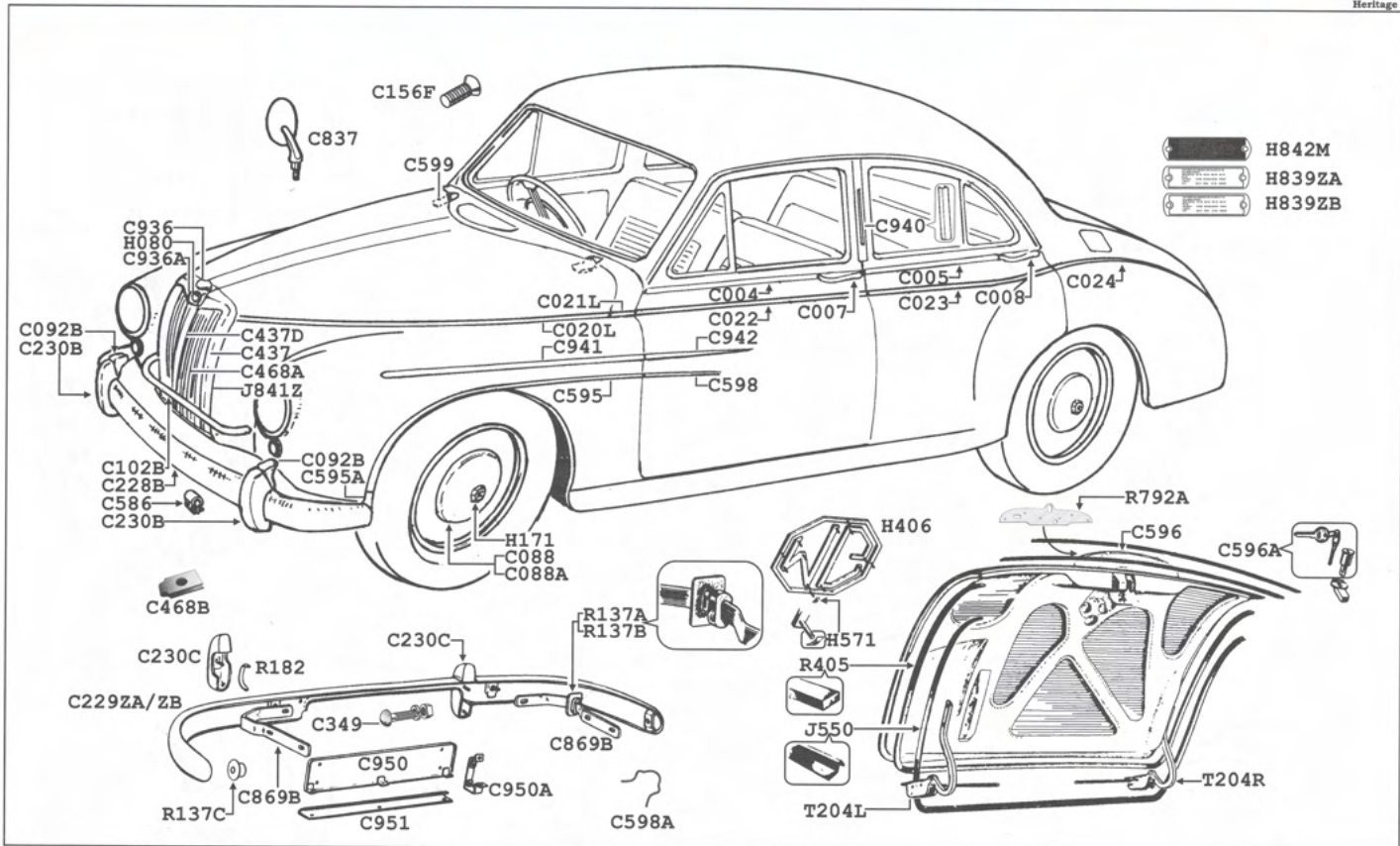
PANELS FOR WOLSELEY 4/44 AND 15/50 ONLY

T170W Outer door sill complete with door shut RH or LH

BONNET CATCH FITTINGS

- T331 Support-bonnet catch M/Z/W
- T332 Slide-bonnet catch M/Z/W
- T333 Plate-bonnet catch guide M/Z/W
- T334 Spacer-bonnet catch M/Z/W

* = Suitable for Wolseley 4/44 and 15/50 models



- H842M
- H839ZA
- H839ZB

- C004 Chrome strip below window-front LH or RH
- C005 Chrome strip below window-rear LH or RH
- C005A Clip for C004/5 (nearest available type)*
- C005AK Clip replacement-pack of 10
- C006 Exterior door handle-front locking*
- C006A Backing plate-driver's door handle*
- C007 Exterior door handle-front non-locking
- C007A Backing plate for door handle-rear & passenger side-front*
- C008 Exterior door handle-rear LH or RH
- C020L Chrome strip-bonnet LH (Varitone)
- C020R Chrome strip-bonnet RH (Varitone)
- C021L Chrome strip-scuttle LH (Varitone)
- C021R Chrome strip-scuttle RH (Varitone)
- C022 Chrome strip-front door LH or RH (Varitone)
- C023 Chrome strip-rear door LH or RH (Varitone)
- C024 Chrome strip-rear wing LH or RH (Varitone)
- C088 Hub cap with MG motif
- C088A Hub cap-plain
- C092B Fog lamp bracket (attaches to overrider)
- C102B Badge bar
- C156F Screw-bonnet hinge
- C228B Front bumper-used
- C228SS Bumper set front & rear with overriders-stainless steel
- C229ZA Rear bumper-used ZA
- C229ZB Rear bumper-used ZB
- C230B Overrider-front
- C230C Overrider-rear RH or LH
- C310 Fixing plate-chrome strips-ZB Varitone + ZA front wing strip (C595)
- C349 Bumper bolt
- C437 Radiator shell and grille
- C437D Centre bar for radiator shell
- C468A Chrome grille slat-RH or LH
- C468B Clip-radiator grille slat to frame
- C573ZA Chrome screw for C595A ZA*
- C586 Badge clip-attaches to badge bar
- C595 Strip for front wing ZA
- C595A Finisher for bumper to wing strip-LH or RH ZA

- C596 Cover for number plate/boot catch
- C596A Locking barrel and key-boot
- C596B Locking barrel and key-door handle*
- C598 Chrome flash (on door) RH or LH ZA
- C598A Spring clip-door spike 2
- C599L Chrome bonnet hinge LH
- C599R Chrome bonnet hinge RH
- C837 Pair or original type (round) wing mirrors
- C869A Bracket-rear bumper RH or LH ZA*
- C869B Bracket-rear bumper RH or LH ZB
- C936 Dummy octagonal radiator cap
- C936A Plinth-badge and dummy radiator cap
- C940 Blanking piece-trafficator (Varitone)
- C941 Chrome strip-front wing LH or RH
- C942 Chrome strip-front door LH or RH
- C950 Panel-rear number plate
- C950A Bracket-rear number plate panel
- C951 Chrome strip-rear number plate
- F202 Nut for C310*
- H080 Badge for radiator shell
- H171 MG motif for hub cap
- H406 3piece boot badge
- H571 Fixing clip-boot badge (13 per car)
- H839ZA Guarantee plate ZA
- H839ZB Guarantee plate ZB
- H842M Patents plate ZA/B
- J550 Finisher strip-boot edge surround
- J841Z Piping (black) radiator shell
- R137A Grommet-rear bumper bracket to body ZA
- R137B Grommet-rear bumper bracket to body ZB
- R137C Grommet-rear bumper to wing (4 per car)
- R182 Overrider seating rubber (8 per car)
- R405 Rubber seal-boot lid + R195
- R792A Pad-number plate lamp cover
- T204L Boot hinge LH ZA/ZB/W4/W5
- T204R Boot hinge RH ZA/ZB/W4/W5

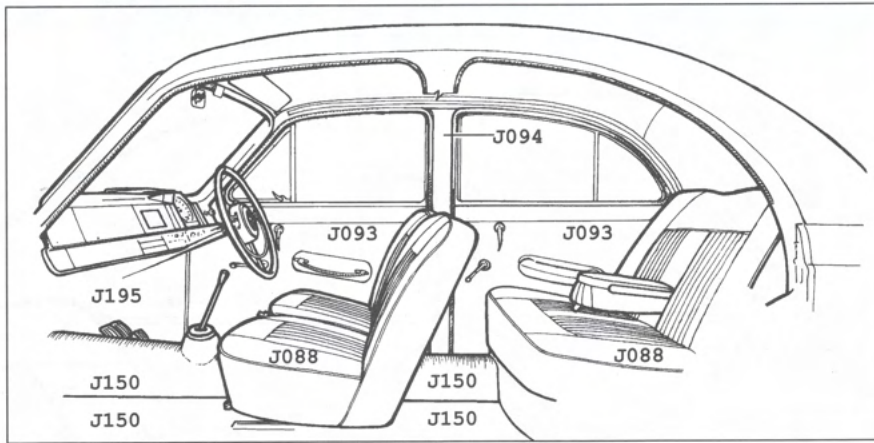
* = Not illustrated

NB Clips for

- C004 = C005AK x 2 (pks 10)
- C005 = C005AK x 2 (pks 10)
- C020 = C005AK x 7 + C310 x 2 (per side)



- C022 = C005AK x 5 (per side)
- C023 = C005AK x 5 + C310 x 2 (per side)
- C024 = C005AK x 12 (per side)



- J088D Seat kit front & rear **beige** ZA/B
- J088F Seat kit front & rear **tan** ZA/B
- J088L Seat kit front & rear **maroon** ZA/B
- J088P Seat kit front & rear **grey** ZA/B
- J088S Seat kit front & rear **suede green** ZA/B

- J093D Door panels **beige** set 4 ZA/B
- J093F Door panels **tan** set 4 ZA/B
- J093L Door panels **maroon** set 4 ZA/B
- J093P Door panels **grey** set 4 ZA/B
- J093S Door panels **suede green** set 4 ZA/B

- J094D Covers 'B' post panels **beige** Z
- J094F Covers 'B' post panels **tan** Z
- J094L Covers 'B' post panels **maroon** Z
- J094P Covers 'B' post panels **grey** Z
- J094S Covers 'B' post panels **green** Z

- J096D Parcel shelf **beige** Z (behind rear seat)
- J096F Parcel shelf **tan** Z (behind rear seat)
- J096L Parcel shelf **maroon** Z (behind rear seat)
- J096P Parcel shelf **grey** Z (behind rear seat)

- J097A Covers-door armrest (pr) **black** Z
- J097D Covers-door armrest (pr) **beige** Z
- J097F Covers-door armrest (pr) **tan** Z
- J097L Covers-door armrest (pr) **maroon** Z
- J097P Covers-door armrest (pr) **grey** Z
- J097S Covers-door armrest (pr) **suede green** Z

- J148AD Overmats 2 piece **black/beige** W4
- J148AF Overmats 2 piece **black/tan** W4
- J148AL Overmats 2 piece **black/maroon** W4
- J148AP Overmats 2 piece **black/grey** W4
- J148AS Overmats 2 piece **black/green** W4
- J149AD Overmats 2 piece **black/beige** Z
- J149AF Overmats 2 piece **black/tan** Z
- J149AL Overmats 2 piece **black/maroon** Z
- J149AP Overmats 2 piece **black/grey** Z
- J149AS Overmats 2 piece **black/green** Z

- J150A Carpet set **black** ZA/B
- J150D Carpet set **beige** ZA/B
- J150L Carpet set **maroon** ZA/B

- J150P Carpet set **grey** ZA/B
- J150S Carpet set **pine green** ZA/B

- J151A Carpet set **black** W4/5
- J151AA Carpet set **black** W4/5 auto
- J151L Carpet set **maroon** W4/5
- J151LA Carpet set **maroon** W4/5 auto
- J151P Carpet set **grey** W4/5
- J151PA Carpet set **grey** W4/5 auto
- J151S Carpet set **green** W4/5
- J151SA Carpet set **green** W4/5 auto

- J152 Spare wheel cover **black** Z/W (optional extra)
- J153 Boot liner set 5 piece Z
- J154 Floor mat-boot Z/W

- J170 Hardura felt **black** metre (for soundproofing)

- J195D Kick panels (pr) **beige** ZA
- J195F Kick panels (pr) **tan** ZA
- J195L Kick panels (pr) **maroon** ZA
- J195P Kick panels (pr) **grey** ZA
- J195S Kick panels (pr) **suede green** ZA
- J196A Kick panels (set 4) **black** ZB
- J196D Kick panels (set 4) **beige** ZB
- J196F Kick panels (set 4) **tan** ZB
- J196L Kick panels (set 4) **maroon** ZB
- J196P Kick panels (set 4) **grey** ZB
- J196S Kick panels (set 4) **suede green** ZB

- J549AX Cord door pull-**black** Z exu*
- J549D Cord door pull-**beige** repro Z
- J549DX Cord door pull-**beige** Z exu*
- J549L Cord door pull-**maroon** repro Z
- J549LX Cord door pull-**maroon** Z exu*
- J549P Cord door pull-**grey** repro Z
- J549PX Cord door pull-**grey** Z exu*
- J549S Cord door pull-**green** repro Z
- J549SX Cord door pull-**green** Z exu*
- J549W Door pull-interior W4/44 used

Repro door pulls have different mounting plates and require at least one new hole to be drilled.

APERTURE SEAL - ZA/ZB, W4/44 & 15/50 Sold per metre-colours as listed.

Rubber seal J557R is fitted before coloured aperture edge trim, using clips J557C if required (in some cases this is not needed)

Original door aperture seals were produced as coloured furflex with rubber seal already attached. These are now supplied separately as two items:


J557R 'Ramsey' seal - black rubber (14m per car)

and the furflex seal in a number of different colours:

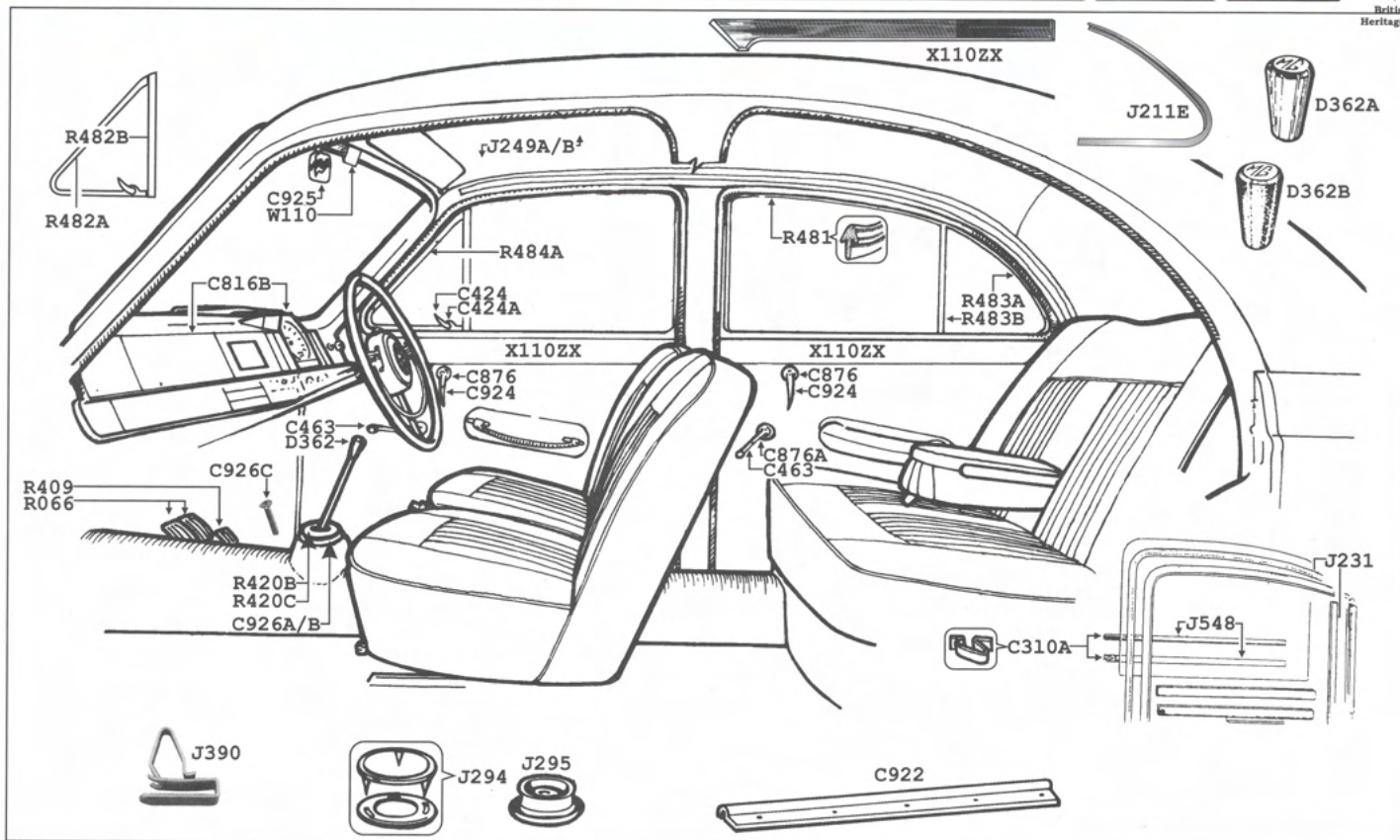
- | | |
|-------------------|-------------------|
| J558A Black | J558F Tan |
| J558B Blue | J558L Maroon |
| J558D Beige | J558P Grey |
| J558E Apple green | J558S Suede green |

Also 'woven' style as fitted to Wolseleys:

- J558WA Black
- J558WM Red
- J558WP Grey



Cross section of original door seal



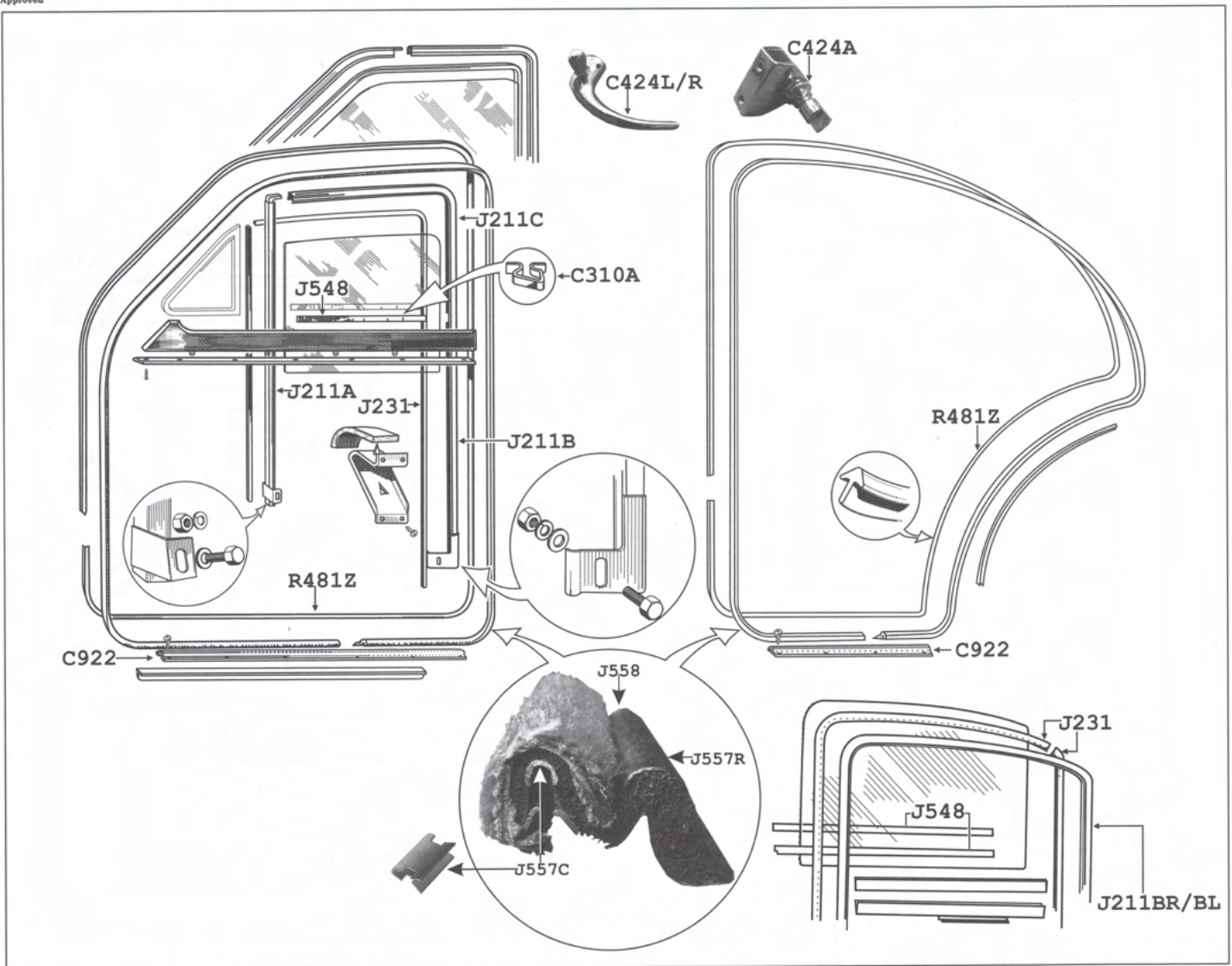
C924	Handle-door-interior	J390	Door and trim panel clip
C924W	Handle-door-interior W4/5	R066	Pad-brake or clutch pedal
C925	Mirror-interior	R409	Pad-throttle pedal (ZA only)
C926A	Chrome bezel-gear lever (round)	R420B	Rubber gaiter-gear lever-round
C926B	Chrome bezel-gear lever (oval)	R420C	Rubber gaiter-gear lever-oval
C926C	Chrome screw for bezel	W110	Clock surround/support
D362	Knob-gear lever-original	X112ZX	Parcel tray wood capping Z Ex
D362A	Knob-gear lever-wood with MG motif	X113ZX	'A' post wood trims (pr) Z Ex
D362B	Knob-gear lever-leather with MG motif	X114ZX	Top bar wood windscreen Z Ex
J211E	Metal channel-rear quarter light	X155X	Dashboard recon RHD ZA Exu
J249A	Headlining kit-cloth (early cars)	X156X	Dashboard recon RHD ZB Exu
J249B	Headlining kit-plastic (late cars)	X110ZX	Door cappings (4)-wood - reconditioning service
J294	Carpet fastener (on carpet)		
J295	Carpet stud (on floor)		

QUARTER LIGHT SEALS FOR ZA/ZB, W4/44+15/50

(Produced as separate sections, to be sealed when fitted)

R482AL	Curved seal-front quarter light Z/W LH
R482AR	Curved seal-front quarter light Z/W RH
R482B	Vertical seal-front quarter light Z/W RH/LH
R483A	Curved seal-rear quarter light Z/W RH/LH
R483B	Vertical seal-rear quarter light Z/W RH/LH
R484A	Glazing strip-quarter light Z/W RH/LH





- C310A Clip-weatherstrip
- C424L Handle-¼ light LH
- C424R Handle-¼ light RH
- C424A Pivot ¼ light handle
- C922 Finisher carpet-door seal (*cut to length*)
- J211AL Window channel-front-straight LH
- J211AR Window channel-front-straight RH
- J211BL Window channel-rear-straight LH
- J211BR Window channel-rear-straight RH
- J211CL Window channel-front- curved LH
- J211CR Window channel-front- curved RH
- J231 Window flex channel (*per door*)
- J548 Weather strip-door 20" (8 *per car*)

stainless

APERTURE SEAL - ZA/ZB, W4/44 & 15/50 Sold per metre-colours as listed.
 Rubber seal J557R is fitted before coloured aperture edge trim, using clips J557C if required (in some cases this is not needed)


Original door aperture seals were produced as coloured furflex with rubber seal already attached. These are now supplied separately as two items:

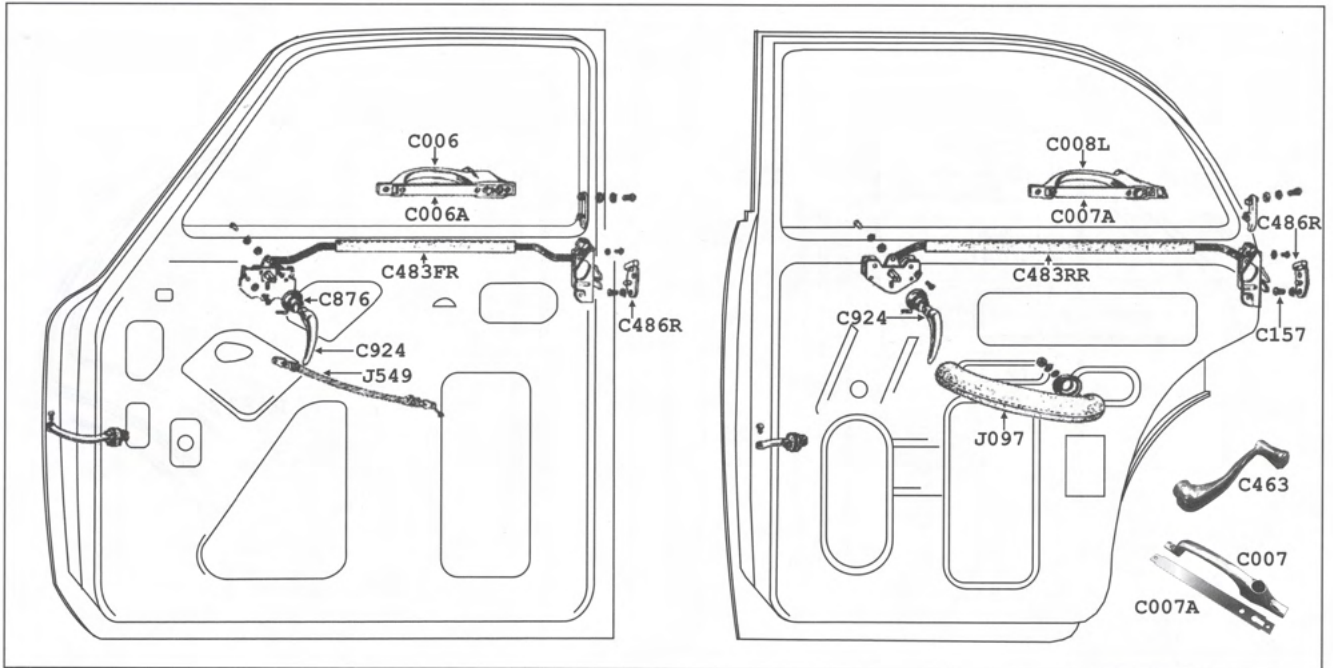
J557R 'Ramsey' seal - black rubber
 and the furflex seal in a number of different colours:

- J557C Clip-aperture seal (*pk 10*)
- J557R Ramsey sponge seal (*metre*)
- J558A Aperture seal-Plush Black (*metre*)
- J558B Aperture seal-Plush Blue (*metre*)
- J558D Aperture seal-Plush Beige (*metre*)
- J558E Aperture seal-Plush Green (*metre*)
- J558F Aperture seal-Plush Tan (*metre*)
- J558L Aperture seal-Plush Maroon (*metre*)
- J558M Aperture seal-Plush Red (*metre*)
- J558P Aperture seal-Plush Grey (*metre*)
- J558WA Aperture seal-Woven Black (*metre*)*
- J558WM Aperture seal-Woven Red (*metre*)*
- J558WP Aperture seal-Woven Grey (*metre*)*
- J558S Aperture seal-Plush Suede Green (*metre*)
- R481Z Seal-door edge


* For Wolseley 4/44 & 15/50

Aperture seal & Ramsey sponge seal sold per metre -
 14 metres required per car





C006	Door handle-locking front ZW	1	C486R	Door striker front+rear RH ZW	2
C006A	Backplate-locking dr handle ZW	1	C876	Escutcheon-int dr handle MZW	4
C007	Door handle-non-locking fr Z/W	1	C876A	Escutch-win handle (used) ZW	4
C007A	Plate-non-lock door handle ZW	3	C924	Door handle-int Z//MGAC	2/4
C008L	Door handle-rear LH ZW	1	C924W	Door handle-interior (used) W	4
C008R	Door handle-rear RH ZW	1	J097A	Covers-armrest black (pr) Z	1
C157	Screw-door striker	8	J097D	Covers-armrest beige (pr) Z	1
C463	Handle-window winder ZA/B	2	J097F	Covers-armrest tan (pr) Z	1
C463W	Handle-win winder (used) W4/5	2/4	J097L	Covers-armrest maroon (pr) Z	1
C480L	Window regulator-LH fr ZA/B ex	1	J097P	Covers-armrest grey (pr) Z	1
C480R	Window regulator-RH fr ZA/B ex	1	J097S	Covers-armr sued/green (pr) Z	1
C481L	Window regulator-LHR ZA/B ex	1	J549AX	Cord door pull-black exch Z	1
C481R	Window regulator-RHR ZA/B ex	1	J549D	Cord door pull-beige repro Z	1
C483FL	Door lock+remote assy LHF Z	1	J549DX	Cord door pull-beige exch Z	1
C483FLW	Dr lock+remote L/H fr (used) W	1	J549L	Cord door pull-maroon repro Z	1
C483FR	Door lock+remote assy RHF Z	1	J549LX	Cord door pull-maroon exch Z	1
C483FRW	Dr lock+remote R/H fr (used) W	1	J549P	Cord door pull-grey repro Z	1
C483RL	Door lock+remote assy LHR ZW	1	J549PX	Cord door pull-maroon exch Z	1
C483RR	Door lock+remote assy RHR ZW	1	J549S	Cord door pull-green repro Z	1
C486L	Door striker front+rear LH ZW	2	J549SX	Cord door pull-green exch Z	1





The following items apply only to MGA Twin Cam models, but brake and clutch parts also apply to 1600 De-Luxe models with all-round Dunlop disc brakes.

COOLING SYSTEM - see Cooling system page

EXHAUST SYSTEM - see Exhausts page

ENGINE

- B603 Fan belt
- B605 Timing chain
- B606 Valve-inlet
- B607 Valve-exhaust
- B608A Valve guide-inlet
- B608B Valve guide-exhaust
- B609 Valve spring set
- B611 Top hose
- B612 Bottom hose
- B613 Rubber seal-radiator top
- B623X Water pump-exchange
- B630 Main bearing set
- B631 Con-rod bearing set
- B632 Thrust washer set
- B670 Bearing set-half speed shaft
- B847A Repair kit-heater valve (*Alloy base & valve diaphragm assy*)[old steel top to be used]

MISCELLANEOUS

- A553CS Choke cable
- B844AA Heater assembly
- C628 Knock-off wheel nut LH or RH
- H608 Motif "Twin Cam" for body (*3 per car*)
- R062L Engine mount LH
- R626D Engine mount RH
- R638 Draught excluder-brake and clutch pedals

CLUTCH

- D615 Repair kit clutch master cylinder
- D616 Repair kit clutch slave cylinder
- D617 Flexible hose clutch slave cylinder
- D625 Clutch slave cylinder complete
- D627 Clutch master cylinder complete

BRAKES

- K601 Brake pipe set

- K604 Handbrake cable
- K605A Flexible brake hose front
- K605B Flexible brake hose rear
- K606 Disc brake pads front/rear-*set of 4*
- K607 Handbrake pads-set of four
- K609 Repair kit-front brake caliper
- K610 Repair kit-rear brake caliper
- K619 Repair kit-brake master cylinder
- K622 Brake disc-front
- K623 Brake disc-rear
- K628 Brake master cylinder (*replacement*)

GASKETS

- G003 Gasket-sump to block
- G013 Gasket-exhaust flange
- G600 Head gasket set
- G601 Conversion (*lower engine*) gasket set
- G603 Gaskets-cam covers (*pair*)
- G604 Gasket-inlet manifold
- G605 Gasket-exhaust manifold
- G607 Gasket-carburettor to manifold } *Complete engine set*
- G608 Gasket-carburettor to air cleaner }
- G609 Gasket-cylinder head
- G610 Gasket-thermostat
- G615 Gasket-timing cover
- G616 Oil seal-timing cover
- G617 Gasket-water pump flange (*cork*)
- G617A Gasket-water pump-inner housing
- G617B Gasket-water pump to inlet pipe
- G618 Gasket-radiator neck
- G619 Gasket-engine front
- G620 Gasket-distributor housing
- G621 Gasket-water pipe to head
- G854 Gasket-side cover
- G907 Gasket-oil pick
- G910 Gasket-oil pick-up
- G914 Gasket-rear engine plate
- G915 Cork seal-main bearing cap (*2 per car*)

Miscellaneous & Special Items

- H030 Car & underbonnet decal kit MC
- H031 Car & underbonnet decal kit MR
- H335 MG Key fob
- H508 MG Lapel badge-pin fitting
- H513 Badge-Union Jack-metal screw fitting
- H513A Badge-Union Jack-plastic- self adhesive (*pair*)
- H800 'Trico' washer decal set ZA/B
- H842 Patents plate-engine bulkhead
- H844 "Made in England" plate for engine bulkhead
- X010 WD 40 Aerosol spray 400ml
- X004 Engine paint-original dark red 500 ml. can
- X208 Copper mallet for wire wheel removal
- X208A 'Knock-Off' spanner for octagonal hub nuts
- X209 Starting handle
- X209A Spring clip for tools (*starting handle etc.*)
- X210 Spanner set-open ended AF for MG bolts and nuts
- X211 Spanner set-ring AF for MG bolts and nuts
- X215 Jack & handle assembly MGA
- X309A Bag-jack assembly M
- X310 Tool roll M/Z/W
- X364 Paint-flame resistant for exhausts (*black*)
- X392 Pottery mug with MG motif
- X394 Tax disc holder with MG motif (*plastic*)

Why not visit our Website?

www.mgbits.com



PENRITE PRODUCTS

Engine Oils - Quieter engines, higher oil pressure, and fewer leaks!

X499	20W/50 "Classic" for 60s and 70s classics. <i>Unlike modern multigrades, no use has been made of cheap and damaging modern additives</i>	5 ltrs
X500	HPR40 TA,S,V,W & all pre-war MGs except racing models	5 ltrs
X500A	HPR40 As above, but top up size	1 ltr
X501	20W/60 All MGs after TA	5 ltrs
X501A	20W/60 As above, but 'top-up' size <i>(High mileage engines can use X500/X500A if preferred)</i>	1 ltr

Running-in Oil-First 300 miles to avoid "bore glazing"

X502	Running-in oil	5 ltrs
X502A	Running-in oil	1 ltr

Shelsley Engine Oils-Non detergent, when build up of deposits is suspected

X503	Shelsley 30	5 ltrs
X503A	Shelsley 30	1 ltr
X504	Shelsley 40	5 ltrs
X504A	Shelsley 40	1 ltr

Gearbox Oils

X505	Mild EP TA/B/C,S,V,W(& YA/YT rear axle)	5 ltrs
X505A	Mild EP As above	1 ltr
X506	Gearoil 40 TD/F/Y,W4/44 & MGBGT V8 (+ 0/drive)	5 ltrs
X506A	Gearoil 40 as above	1 ltr
X507	Gearoil 30 MGA/ZA/ZB/W15/50/MGB/C <i>(also 0/drive)& Midget 1275)</i>	5 ltrs
X507A	Gearoil 30 as above	1 ltr

AEROSOL PAINTS

XBG9	Alamo Beige-MGA 1500
XBK1	Black
XRD16	Chariot Red-MGA 1600+Mk2
XRD6	Autumn Red-ZA
XBU12A	Iris Blue-MGA 1600+Mk2
XBU3	Steel Blue-ZA/B
XBU9	Mineral Blue-MGA 1500 FHC
XBY4	Glacier Blue-MGA 1500
XGN2	Ash Green-MGA 1500
XGN29	Woodland/B.R.Green-TD/YB
XGN30	MG Green non-metallic-ZA
XGN6	Island Green-ZA/ZB
XGN7	Tyrolite Green-MGA 1500
XGR26	Dove Grey-MGA 1600
XGR9	Twilight Grey-non metallic-ZA/ZB
XRD3	Orient Red-MGA 1500

Rear Axle Oils-(TA/B/C, YA/YT-As gearbox-see X505 & X505A)

X510	HYP85W/140 For all MGs from TD to MGB/C/V8 & Midget	5 ltrs
X510A	HYP85W/140 as above	1 ltr

Other Rear Axle Oils-Transoil Range For MGs prior to 'T' series & classics where leakage is a problem with modern oils

X515A	Transoil 90	1 ltr
X516A	Transoil 140	1 ltr
X519A	Limslip 85W/140-for limited slip diffs	1 ltr

OTHER PRODUCTS

X520	Storage oil supplement-for protection of engine, gearbox, and axle during periods of non use. <i>Add to fresh standard oil. Car can be driven short distances</i>	500ml
X520B	Steering box oil-TC & earlier-reduces leakage <i>(for rack & pinion steering use X505 & X505A)</i>	500ml
X525	Shock absorber oil-standard <i>(also for Y-Type Jackall System)</i>	500ml
X526	Shock absorber oil-fast road/competition	500ml
X530	SU Carb dashpot oil-early TA/B & early TC	125ml
X531	SU Carburettor damper dashpot oil	125ml
X532	2-stroke 40 oil	1 ltr
X535	Graphite grease-chassis splines, u/joints, king pins	500ml
X536	Bearing grease-for wheel bearings	500ml
X537	Water pump grease	100gm
X538	Semi-fluid grease-where heavy oil is preferable to grease	500ml

XRD5	Damask Red-ZA/B
XRD8	Maroon-ZA
XWT3	Old English White-MGA
XEP1	Red engine paint
XHP1	Tan-hood & screen frames
XP1	Primer
XWP1	Wheel silver

XA2C	Fast Thinners-cellulose	1 Ltr
XA2D	Fast Thinners-cellulose	2.5 Ltr
XA2E	Fast Thinners-cellulose	5 Ltr
XA3A	Clear lacquer-brush on	40 MI
XFP1	Aerosol-cell filler primer	400 MI
XFP1C	Paint-cell-filler primer	1 Ltr
XFP1D	Paint-cell-filler primer	2.5 Ltr

PUBLICATIONS

P156A	Workshop Manual MGA
P156B	Workshop Manual ZA/ZB
P156W	Workshop Manual Wolseley 4/44 & 15/50
P235	Service parts list MGA 1500
P235A	Service parts list MGA 1600 & Mk2
P235B	Service parts list ZA/ZB
P235C	Service parts list W4/44
P235D	Service parts list W15/50
P410	Leaflet special tuning MGA
P416A	Drivers handbook MGA 1500
P416B	Drivers handbook MGA 1600

P416C	Drivers handbook MGA 1600 Mk2
P416D	Drivers handbook MGA Twin Cam
P416F	Drivers handbook ZA
P416G	Drivers handbook ZB & Varitone
P416J	Drivers handbook W4/44
P416K	Drivers handbook W15/50
P548	MGA Restoration Guide
P559	Original MGA~Clausager
P656	Workshop manual MGA Twin Cam

More power to your safety

THE NEW **M G A** 1600 MARK 11



Introduction:

Having been involved in the MG spares world since 1966, I have been questioned many times over the years about the original colours for the range of models, with which I have become very familiar through both business and pleasure. These comprise the complete T-Type and MGA series, as well as their contemporary relations, the Y-Type and Z-Magnette saloons, plus the last of the Abingdon open four-seaters, the YT Tourer.

I have usually been able to provide an answer based on a collection of sales brochures, parts lists and other factory publications, most of which were accumulated in the days when such things were seen by most as curiosities rather than the valuable collector's items that they are today. However, these period publications do not provide the whole story, especially when it becomes apparent that several different names have been given to the same colour over the years. Also, some sales literature described colours simply as 'red', 'green', 'grey', etc and the information given in service parts lists and contemporary colour charts often does not agree with the sales brochures.

One aspect that calls for comment concerns the frequent question, "Does it matter if I paint the car a non-original colour?" This is a matter which must surely, in the end, be subjective. If you are lucky enough to own a car that is obviously still in its original factory colour, but needs a paint job, then it seems a great shame to change it after all these years, especially if it is an unusual shade, such as a Silver Streak Grey TD or an Alamo Beige MGA.

The question also often arises as to whether the value for resale will be affected if the original colour is not used. This does not appear to be the case, as potential purchasers usually like or dislike the general effect at first sight.

It is rather unfortunate if a proud owner uses a shade that is believed to be original, but subsequently turns out not to be. This can happen for a number of reasons. It could be based on copying the existing paintwork, especially if the car has been the subject of a colour change so thorough that all under bonnet, boot, and minor areas have been correctly matched. Even if this is not so, it can occur if there has been a slight change of colour, say from one bright red to another.

Another slant on the problem can arise through assumptions that colours must be original because they have become regarded as 'Classic' colours for sports cars in general and for MGs in particular. A good example of this is British Racing Green. Some years ago a customer arrived at our stores in a very smart dark green MGA. I commented on how well the car looked in this colour and what a pity the Factory didn't offer it. He was somewhat taken aback by this and replied, "but it's British Racing Green!" He had assumed that such a British sports car must have been produced in the Country's racing colour. Apart from the Works cars prepared for Le Mans and the last Twin Cam to be made, which was a special order for Mike Ellman-Brown, no MGA was produced in British Racing Green.

I think it wise to at least consider using the colour that the car was painted when new and to examine the other Factory options. If you still want to use something different, you will have made a positive choice to do so and will be quite unperturbed when an 'expert' informs you that your model was never originally painted in that shade. As for concours judges, very few will be sufficiently well-informed as to exact shades to bring this into their final decision, provided you have chosen something suited to the style and period.

I have been involved in judging quite a few national events and cannot remember the colour of the exterior paintwork coming into question, although incorrectly finished underside and engine bay details can mean a considerable loss of points.

Notes on Individual Colours

British Racing Green – It may come as a surprise that MG, as the epitome of British sports cars, only used this name for a colour on the TA, when it appeared in a general MG sales brochure of 1936 covering the TA, VA and SA. The TA brochure as such, described the colour simply as Racing Green, but the name of this colour changed to Dublin Green for the 1937 and 1938 brochures and the same shade appeared post-war under the name of Shires Green. It was not until the 1960s that the full name British Racing Green was used again on the MGB/C and Midget, but the actual colour used at this later date was several shades darker.

Almond Green – The greatest confusion seems to arise from this colour as this name was used in various sales brochures from 1947 to 1955. ICI, the original paint suppliers, only give one shade under this name which is a non-metallic medium green, slightly blueish-grey. It was commonly used on early Morris Minor, Oxford and Mini models as well as other BMC cars of the period. It is sometimes thought to be the same as Shires Green, but this is incorrect. This idea probably arose from use of the colour name Almond Green in late TC sales literature. However, 1949 cars were well known to have been produced in the darker Shires Green and as reliable contemporary reports do not recall any other shade, it is almost certain that only one green was used.

Apple Green – Some sources identify this as being the same as Racing/Dublin/Shires Green, but pre-war colour charts show this shade to be lighter. An original code for this is yet to be ascertained.

Shires Green – This colour was the same as Racing/Dublin Green, as used on the TA/B and underwent a name change on post-war cars. It was not the same as Woodland Green, which was deeper and contained more blue.

Woodland Green – This colour is often better known as British Racing Green (Dark), which was the name it received when used later on MGB/C and Midget models. It is lighter than many alternative versions of BRG, as used by Jaguar, Bentley and others. As a matter of interest, there is no exact 'official' British Racing Green and various different shades existed from almost black to mid leaf green.

**ZA – ZB MAGNETTE**

Verification of the colour range for these cars has proved to be the most difficult of all the post-War models. Whereas the MGA used a completely new range of colours, the Z-series overlapped the end of the T-Type production and continued well into the MGA period.

Consequently, a few colours were the same as T-Type, such as Birch Grey, Autumn Red and MG Green (Metallic), whilst Island Green and Mineral Blue also appeared on the MGA. The remaining shades were not offered on any other MG of the period, although they were part of the general BMC range.

A great deal of valuable data has been provided from original Factory records by the diligent research of Anders Clausager, as archivist at the Heritage Motor Centre at Gaydon. Without his assistance, the following information would have been considerably less complete.

Some very useful information was also provided by Malcolm Green, who supplied details from his collection of old MG literature, some of which were BMC Service Paint Scheme lists.

In view of the exceptionally high number of different colour schemes available for the Z Magnette series over the five years of so of production, a different format has been used than with other models. Rather than splitting the ranges into model years, the periods of use have been given individually for each separate colour.

ZA AND ZB 1953 – 1958 (EXCEPT VARITONE MODEL)BODY

MG Metallic Green
- to car number 2747 (October 1954)

Metallic Twilight Grey
- to car number 2789 (October 1954)

Maroon/Autumn Red*
- to car number 10549 (September 1955)

Black
- available throughout production*
probably special order.

MG Green (Non-Metallic)
- from car number 2748 (October 1954)
to 9819 (August 1955), also on
10327 to 10366 (September 1955)

Twilight Grey (Non-Metallic)
- from car number 2790 (October 1954)
to 10266 (September 1955) and from
12587 (November 1955) to end of production.

Steel Blue
- from car number 9426 (July 1955) to end of production.

Royal Tan
- from car number 9678 (August 1955) to
10808 (September 1955)

Obviously a very rare colour, as it was only used for a maximum of two months in 1955. However, the author recalls being given a lift in a ZA in this shade as a youthful hitchhiker in 1957! Even then it seemed an unusual colour, and this must account for it being so memorable after all these years!

Island Green
- from car number 9820 (and a few earlier)
(August 1955) to end of production.

Birch Grey
- from car number 10413 (September 1955) to end of production.

Red/Damask Red
- from car number 10550 (September 1955) to end of production.

INTERIOR

Biscuit, Green

Grey, Maroon

Biscuit, Maroon

Biscuit, Green, Maroon, Grey*

Biscuit, Green

Grey, Maroon

Maroon, Black

Grey

Green, Black

Maroon, Grey (No Grey on ZB)
to end of production.

Maroon, Biscuit

* Listed as 'Maroon' for 1953/4 model year, sometimes as 'Red' – MG Mono-Construction manual for ZA lists both 'Maroon' and 'Red'. However, Service Parts List AKD688 (3rd edition) lists the following:



British Motor Heritage Approved



Colour Schemes



61

RED-AUTUMN to chassis 10549
RED-DAMASK

to chassis 10550

ZB VARITONE 1956-1958

ISLAND GREEN)	UPPER	
SAGE GREEN*)	LOWER	
ISLAND GREEN)	UPPER	
RESEDA GREEN)	LOWER	
STEEL BLUE)	UPPER	
MINERAL BLUE)	LOWER	
IVORY/CREAM**)	UPPER	
AUTUMN RED)	LOWER	
BIRCH GREY)	UPPER	
TWILIGHT GREY)	LOWER	
ISLAND GREEN)	UPPER)
STEEL BLUE)	ALL) BLACK
IVORY CREAM**)	OFFERED) LOWER
BIRCH GREY)	WITH	

** From June 1958, the last few months of production, Ivory was changed to: KASHMIR BEIGE

SINGLE COLOUR 'VARITONES'

Although this would seem to be a contradiction in terms, an unknown, but not inconsiderable number of Varitone bodies featuring the large rear window and extra chrome strips were finished in a single colour. Information has come to light that suggests that these models were supplied against orders for ordinary ZB models during the last few months of Z-Magnette production. Some may also have been produced to special order, as they were not officially listed in this form. MG were sympathetic at that time to requests of this kind and the Z-Magnette models seemed to be especially subject to this treatment.

* SAGE GREEN as supplied by ICI, the original paint manufacturer, has only been found as a light green, number 3040 – (BMC Gn5). The lower colour used on Varitones was much darker and it therefore seems there could have been a mistake in the colour name used in early sales literature. As the name Reseda Green appeared in later brochures, it is likely that the latter shade was the only colour actually used during early production. The ZA-ZB Service Parts List AKD688 gives another shade for the ZB described as Dark Green GN12 (ICI 5107). At first sight this would appear to be the other shade but surely this is not the case, as it appeared *after* Reseda Green, succeeding it at Chassis 28629. However, the name Dark Green does not seem to have appeared in Sales Brochures.

COLOURS MGA, MGA 1500 ROADSTER and TWIN CAM to car number 2192

<u>Paintwork</u>	<u>Interior</u>	<u>Trim piping</u>	<u>Hood & S/S</u>	<u>Tonneau</u>
BLACK	RED	RED	BLACK OR ICE BLUE	BLACK
BLACK	GREEN	GREEN	BLACK OR ICE BLUE	BLACK
ORIENT RED	RED	RED	BLACK	BLACK
ORIENT RED	BLACK	BLACK	BLACK	BLACK
OLD ENGLISH WHITE	RED	RED	BLACK	BLACK
OLD ENGLISH WHITE	BLACK	WHITE	BLACK	BLACK
TYROLITE GREEN (a)	GREY	GREY	BLACK OR ICE BLUE	BLACK OR ICE BLUE
ASH GREEN (a)	GREY	GREY	BLACK OR ICE BLUE	BLACK OR ICE BLUE



GLACIER BLUE	BLACK	GREY	BLACK OR ICE BLUE	BLACK OR ICE BLUE
GLACIER BLUE	GREY	GREY (c)	BLACK OR ICE BLUE	BLACK OR ICE BLUE

(a) Discontinued in February 1958 (to car number 48333)

(b) from February 1958 (from car number 48980 and Twin Cam from start of production)

(c) when fitted with deluxe competition seats, seat piping may have been dark blue.

DASHBOARDS – These were painted body colour, except on black cars where they were painted to match interior trim, exact shades uncertain, but 'Cherry' has been suggested with red interiors and the green used may have been the same as that used on TF dashboards, for which 'Spruce Green' has been suggested. Twin Cam models had dashboards covered in trim fabric.

MGA 1600 & MK II ROADSTER and TWIN CAM ROADSTER from car number 2193

<u>Paintwork</u>	<u>Interior</u>	<u>Trim Piping</u>	<u>Door Seals</u>	<u>Hood, S/S & Tonneau</u>
BLACK	BEIGE	BEIGE	BLACK	GREY
BLACK	RED	RED	RED	GREY
CHARIOT RED	RED	RED	RED	BEIGE
CHARIOT RED	BEIGE	BEIGE	RED	BEIGE
IRIS BLUE	BLACK	LIGHT BLUE	BLACK	BLUE
ALAMO BEIGE	RED	RED	RED	BEIGE
DOVE GREY	RED	RED	RED	GREY
OLD ENGLISH WHITE	RED	RED	RED	GREY
OLD ENGLISH WHITE	BLACK	WHITE (a)	BLACK	GREY

(a) After car number 101490 on 1600 MK II roadsters in Old English White with black interior, piping behind dashboard trim roll was changed from white to black.

DASHBOARDS – All 1600 roadsters had these painted body colours except on black cars where they were painted Beige or Red to match interior colour. Twin Cam and 1600 MK II cars had dashboards covered in trim fabric to match main interior colour and 1600 MK II cars also had the scuttle top covered in this material, generally the same as the main interior colour, but black cars always had black in this area, and red cars with beige interiors had red.

MGA 1500 COUPE and TWIN CAM COUPE to car number 2291

<u>Paint</u>	<u>Interior</u>	<u>Piping for Seats Armrest, Door panels</u>	<u>Dashboard & Dash piping all cappings except dash</u>	<u>Scuttle top & parcel shelf</u>	<u>Dash Trim Roll</u>	<u>Door Seals Piping Hinge Pillar</u>
BLACK	RED	RED	BLACK	RED	BLACK	BLACK
BLACK	GREEN	GREEN	BLACK	GREEN	BLACK	BLACK
ORIENT RED	RED	RED	RED	RED	RED	RED
ORIENT RED	BLACK	RED	RED	BLACK	BLACK	BLACK
ISLAND GREEN (a)	GREY	GREY	GREEN	GREEN (b)	GREEN (b)	GREEN
ASH GREEN (a)	GREY	GREY	GREEN	GREEN (b)	GREEN (b)	GREEN



Colour Schemes



MINERAL BLUE	GREY	GREY	GREY	BLUE	BLUE	GREY
MINERAL BLUE	BLACK	BLUE	BLUE	BLACK	BLACK	BLACK
OLD ENGLISH WHITE	RED	RED	WHITE	RED (b)	RED (b)	RED
OLD ENGLISH WHITE	BLACK	WHITE	WHITE	BLACK (b)	BLACK (b)	BLACK

(a) Island Green only on 1500 coupes until car/chassis 48178. Ash Green was used from car/chassis 49000 (February 1958) and on the Twin Cam from the commencement of production. Some early 1500 coupes were produced in the Roadster colours of Glacier Blue and Tyrolite Green. Trim for these shades is thought to have been as for Island Green, Ash Green and Mineral Blue.

(b) Parcel shelves and dashboard trim rolls were listed in Factory Service Parts lists and may have been used on some cars with Mineral Blue, Island Green or Ash Green paintwork. White trim in these areas was probably only used on some Old English White cars.

1600 COUPE, TWIN CAM COUPE from 2292 & 1600 MK II COUPE

<u>Paintwork</u>	<u>Interior</u>	<u>Trim Piping</u>	<u>Scuttle Top (1600 MK II)</u>	<u>Door Seals</u>
BLACK	BEIGE	BEIGE	BLACK	BLACK
BLACK	RED	RED	BLACK	RED
CHARIOT RED	RED	RED	RED	RED
CHARIOT RED	BEIGE	BEIGE	RED	RED
CHARIOT RED	BLACK	RED	BLACK	RED
IRIS BLUE	BLACK	LIGHT BLUE	BLACK	BLACK
ALAMO BEIGE	RED	RED	RED	RED
DOVE GREY	RED	RED	RED	RED
OLD ENGLISH WHITE	RED	RED	RED	RED
OLD ENGLISH WHITE	BLACK	WHITE (a)	BLACK	BLACK

(a) On 1600 MK II Coupes from car/chassis 100596 in Old English White with black interior, the piping behind the dashboard trim roll was changed from white to black.



CHANGE POINTS FOR REVISED PARTS

Summarised from service parts list AKD 688 (Third Edition) by Philip Hawkins

ZA	751	Doors with quarter lights
	1151	Brake cable assembly
	1783	Larger rear light
	2994	Speedometer
	4329	Bonnet release rod to replace cable
	6501	Wooden dash and instruments/controls
	8770	Front seat mounting rails and revised seats
	9426	Ash trays in rear of front seats
	9678	Extra ventilation pipe on scuttle air intake
	14933	Illumination in clock
	15545	Revised steering rack
	15821	
	15908	Bonnet-stay replaces torsion bar support

Between cars 18101 and 18577, a series of Hybrid ZA/ZBs were built as the new ZB modifications were introduced; 18577 being the first outright ZB. The hybrids incorporated all or some of the following:

		Rear axle
		Air filter
		Up-rated engine (compression ratio, carbs, etc)
		Speedometer
ZB	18577	Body shell and underframe mods.
		Bodywork chrome
		Courtesy light
		Steering column and dished steering wheel
		Longer speedo cable
	18708	Varitone option available
	21072	Accelerator cable
	22738	Ditto
	27110	Handbrake cable fork becomes threaded block
		Fuel filler cap "sub plot"
	2127	Key introduced
	10544	Reversion to original push button
	18577	Revised lock reintroduced on ZB