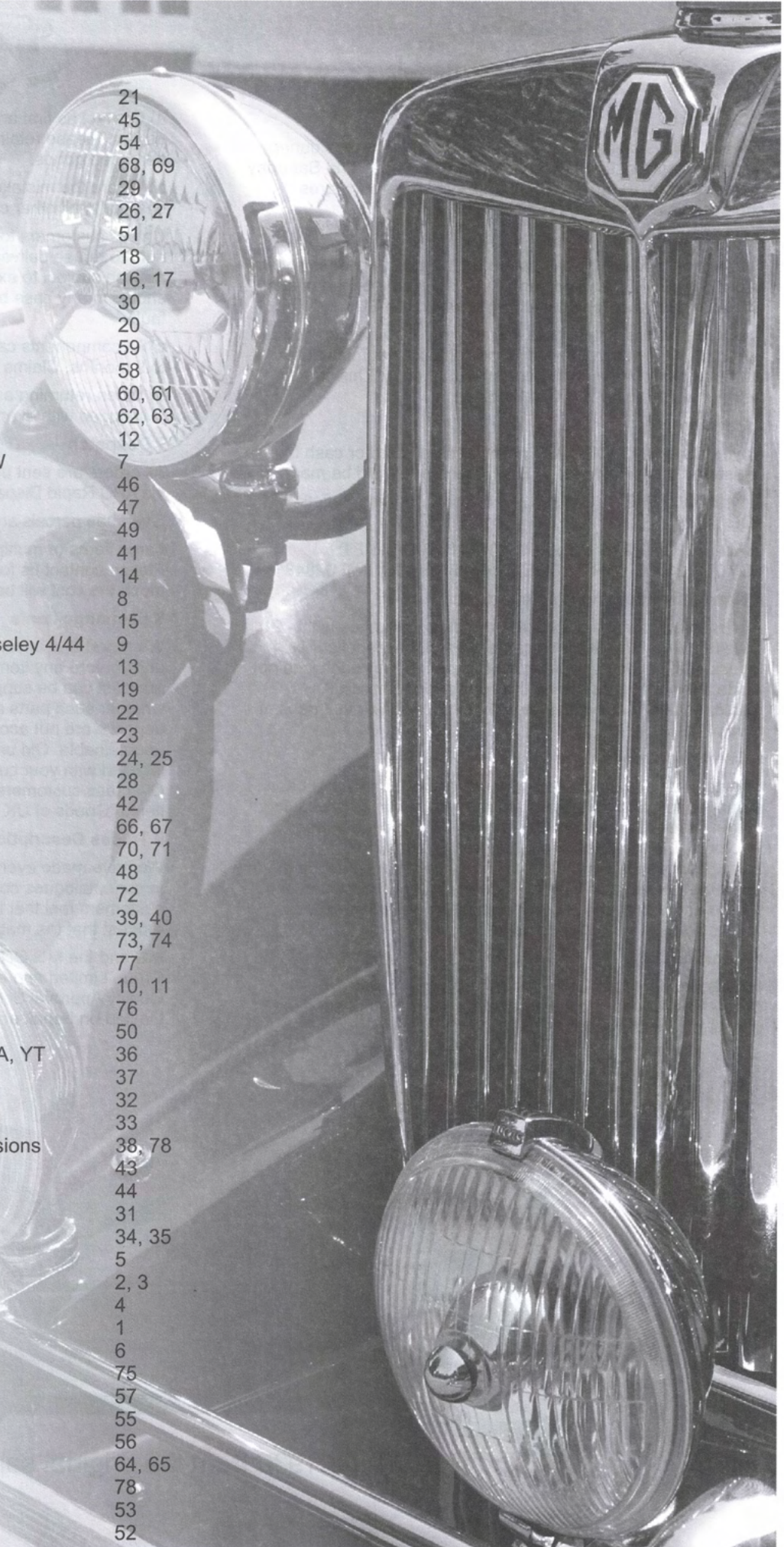




Contents

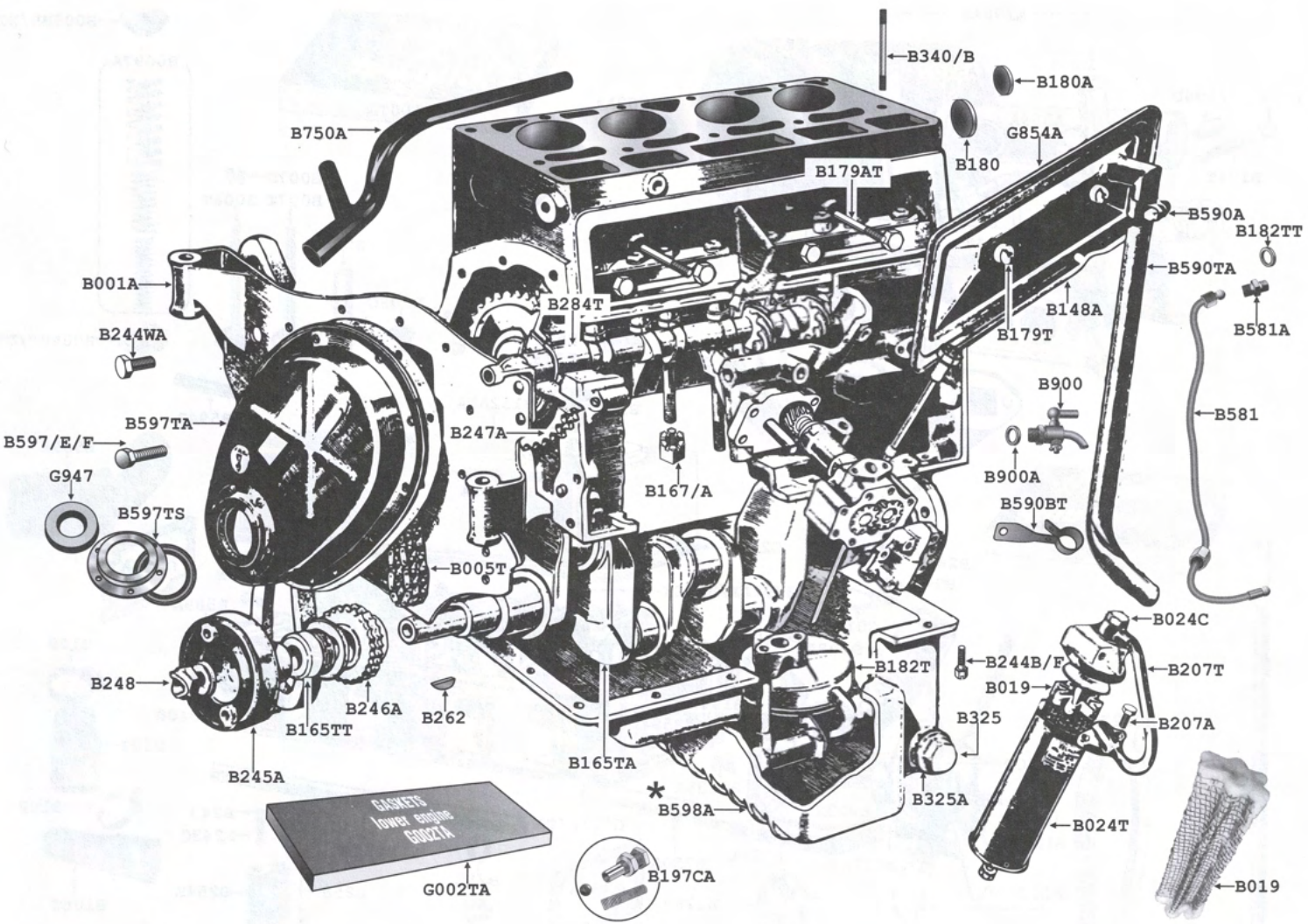


5 Speed Conversion - T & Y	21
Battery, Horns & Fuel Pumps	45
Bodies	54
Bodywork - Y Series	68, 69
Brakes - TD, TF, YB	29
Brakes - TA, TB, TC, YA, YT	26, 27
Bumpers & Fittings	51
Carburettor Filters & Induction	18
Carburettors	16, 17
Chassis & Steering - TA, TB, TC	30
Clutch & Flywheel	20
Coachwork & Hardware - TA, TB, TC	59
Coachwork - TA, TB, TC	58
Coachwork - TD	60, 61
Coachwork - TF	62, 63
Cooling System	12
Cylinder Heads - XPAG, XPEG, XPAW	7
Dashboards - TA, TB, TC, TD	46
Dashboards - TF, YA, YB	47
Door Hardware - T Types	49
Electrical - Lighting & Heater	41
Engine & Gearbox Mounts	14
Engine Blocks - XPAG, XPEG, XPAW	8
Engine Controls	15
Engine Internal - TB, TC, TD, TF, Wolseley 4/44	9
Exhaust & Special Items	13
Fuel Supply System	19
Gaskets & Seals	22
Gearbox - TB, TC	23
Gearbox - TD, TF, Y	24, 25
Handbrake	28
Ignition	42
Interior - T Type	66, 67
Interior - Y Series	70, 71
Instruments & Cables	48
Jackall System - Y Series	72
Lighting - Headlamps	39, 40
Miscellaneous Items	73, 74
NTG - A Short History	77
Oil Systems	10, 11
Originality	76
Radiator Shell - T & Y Type	50
Rear Axle & Propshaft - TA, TB, TC, YA, YT	36
Rear Axle & Propshaft - TD, TF, YB	37
Road Springs - TA, TB, TC	32
Rear Springs - TD, TF, Y	33
Road Wheels, Wire Wheels & Conversions	38, 78
Side Lamps & Flashing Indicators	43
Starter, Generator & Charging Circuit	44
Steering - TD, TF, Y	31
Suspension - TD, TF, Y	34, 35
TA - Clutch	5
TA - Engine Head Cooling & Induction	2, 3
TA - Engine Internal & Lubrication	4
TA - Engine - General	1
TA - Gearbox	6
TD - Production Changes 1950 - 1952	75
Timber - TF	57
Timber Frame - TA, TB, TC	55
Timber Frame - TD	56
Weather Equipment	64, 65
Wheel & Brake Conversions	78
Windscreen Assembly	53
Windscreen Wipers	52





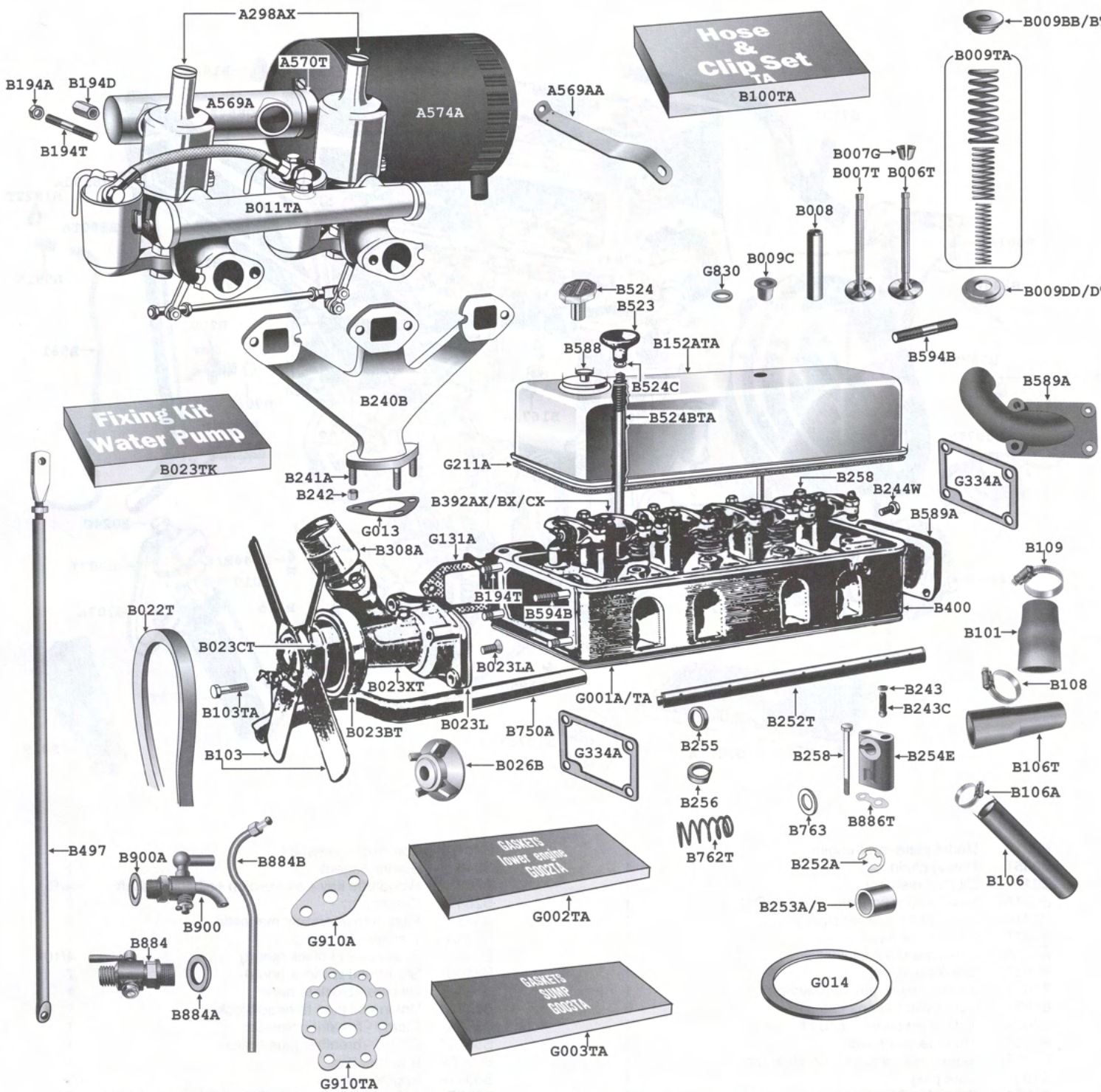


TA Engine General



B001A	Mount plate-front-engine	1	B247A	Sprocket - camshaft	1
B005T	Timing chain	1	B248	Starter dognut	1
B019	Oil filter element	1	B262	Woodruffe key - crank+cam +oil pump shaft	A/R
B024AT	New oil filter conversion (Spin On)	1	B284T	Camshaft	1
B024C	Union bolt - oil filter pipe	1	B325	Plug-sump/gearbox magnetic	1
B024T	Casing - oil filter	1	B325A	Washer-drain plug	1
B148A	Sideplate-steel original	1	B340	Stud-head to block (short)	4/10
B165TA	Crankshaft	1	B340B	Stud-head to block (long)	7
B165TT	Sleeve - oil return - crankshaft	1	B581	Oil pipe - block to head	1
B167	Nut - main bearing cap	6	B581A	Union - oil pipe to head/block	1
B167A	Nut - main bearing cap f & rear	4	B590A	Clamp - breather pipe-top	1
B179AT	Stud - tappet cover	2	B590BT	Clamp - breather pipe-bottom	1
B179T	Sleeve nut - engine side plate (pr)	1	B590TA	Breather pipe	1
B180	Core plug	4	B591TA	Engine dipstick	1
B180A	Core plug 35mm	1	B597D	Bolt - timing cover to plate	5
B182T	Oil pick-up assembly	1	B597E	Bolt - timing cover through plate	3
★ B182TT	Felt washer - oil pick up	1	B597F	Bolt - timing cover to block	3
B197CA	Adjuster - oil pressure valve	1	B597TA	Cover - timing chain	1
B207A	Bolt - oil pipe - pump & sump pick up	2	B597TS	Lip seal conversion - timing cover	1
B207T	Oil pipe - pipe to filter	1	B598A	Sump - engine oil	1
B244B	Bolt-sump (rear) & air cleaner	2	B750A	Water branch pipe	1
B244F	Bolt - sump short	14	B900	Drain tap-block	1
B244W	Bolt - flywheel casing	11	B900A	Washer-block drain tap	1
B244WA	Bolt-timing cover	3	G002TA	Gasket set - bottom engine	1
B244WA	Bolt-timing cover 13mm	5	G854A	Gasket - engine side plate	1
B244WB	Bolt - timing cover 15mm	3	G947	Felt seal - timing cover	1
B245A	Pulley - crankshaft	1			
B246A	Sprocket - crankshaft	1			

★ Essential to avoid low oil pressure by air entering pipe



B254FS Modified rear rocker pillar - prevents oil from leaking into coolant



A298AX	Carburettor set exchange	1	B252T	Rocker shaft	1
A569A	Air manifold	1	B253A	Rocker bush 21mm	4
A570T	Clip-air manifold	1	B253B	Rocker bush 29mm	4
A574A	Air cleaner	1	B254E	Rocker pillar - plain	3
A596AA	Bracket - air manifold	1	B254F	Rocker pillar - oil hole	1
B006T	Valve - inlet	4	B255	Locking washer - rocker pillar/shaft	2
B007G	Collet - valve	16	B256	D washer - rocker pillar/shaft	2
B007T	Valve - exhaust	4	B258	Bolt - rocker pillar	8
B008	Valve guide - inlet & exhaust	8	B308A	Thermostat & housing	1
B009TA	Valve spring set - double	1	B390AX	Rockers, shaft & bushes exchange	1
★ B009TA	Valve spring set - triple	1	B392AX	Rocker 1+4+5+8 exchange	4
B009BB	Top cap - double valve spring	8	B392BX	Rocker 2+6 exchange	2
★ B009BT	Top cap - triple valve spring	8	B392CX	Rocker 3+7 exchange	2
B009C	Valve Shroud	8	B497	Stay-radiator to bulkhead	2
B009DD	Bottom cap - double valve spring	8	B523	Knurled nut - rocker cover	2
★ B009DT	Bottom cap - triple valve spring	8	B524	Knurled nut - r/cover replacement	2
B011TA	Inlet manifold	1	B524BTA	Stud -rocker cover	2
B022T	Fan belt	1	B524C	Fibre washer - rocker cover	2
B023BT	Pulley - water pump	1	B588	Filler cap -engine oil	1
B023CT	Spacer - fan blades	1	B589A	Water inlet - rear of head used	1
B023L	Backplate-water pump	1	B594B	Stud - water outlet to head	2
B023LA	Fixing screw - backplate	2	B762T	Spring spacer -rocker shaft	1
B023LB	Spacer ring-impellor	1	B763	Washer - rocker shaft	4
B023TK	Fixing kit - water pump	1	B884	Drain tap-radiator	1
B023XT	Water pump - exchange	1	B884A	Washer-drain tap	1
B026B	Impellor-water pump	1	B884B	Drain pipe - radiator tap	1
B100TA	Hose+clip set	1	B886T	Lock tab set - rocker pillars	1
B101	Top hose	1	B900	Drain tap - cylinder block	1
B103	Fan blade set	1	B900A	Washer - block drain tap	1
B103TA	Bolt-fan blade	4			
B106	Hose-bypass	1	Engine Gaskets		
B106A	Clip-bypass hose	2	G001A	Head gasket set - copper/asbestos	1
B106T	Hose - branch pipe rear	1	G001TA	Head gasket set - composite	1
B108	Clip-bottom hose	2	G002TA	Lower engine set	1
B109	Clip-top hose	2	G003TA	Sump	1
B152ATA	Rocker cover - original used	1	G013	Exhaust flanger	1
B194A	Nut -manifold stud - short	2	G014	Front pipe/silence	1
B194D	Nut -manifold stud -long	6	G131A	Manifold to head	1
B194T	Stud - exhaust manifold	8	G211A	Rocker cover	1
B240B	Exhaust manifold	1	G232A	Cylinder head - composition	1
B241A	Stud - exhaust flange	3	G232AA	Cylinder head - copper/asbestos	1
B242	Nut - exhaust flange	3	G334A	Front/rear cylinder head	2
B243	Nut - tappet screw	8	G830	Oil seal set 8 - valve stem	1
B243C	Tappet screw	8	G910A	Gasket - oil pipe to pump	1
B244W	Bolt -water outlet	2	G910TA	Gasket - oil pump to body	1
B252A	Clip - rocker shaft end	2			

★ From engine MPJG1605

Thread Forms on MPJG & XPAG/EG

All the threads on Morris engines from 1919 onwards were to the International Metric Thread System (which is not the same as the present I.S.O. metric standards). This was due to the engines being made at the Hotchkiss works Coventry, where machine guns were made to French design during World War I. Even when Morris bought the works from the parent French company in 1923, he did not change to the BSW/BSF thread system, which would probably have been an expensive business anyway. Thus the metric thread forms were retained right until 1955 when the last XPAG engine was made. However Morris did arrange for his nut and bolt manufacturer to supply his nuts, bolts and set screws with whitworth hexagon dimensions, possibly resulting from a similar reason whereby manufacturers charge a premium for non metric fasteners now.


The four sizes used on XPAG type engines and gear boxes are as follows:-

6mm x 1mm	I.M.T.S. standard
8mm x 1mm	I.M.T.S. fine
10mm x 1.5mm	I.M.T.S. standard
12mm x 1.5mm	I.M.T.S. fine



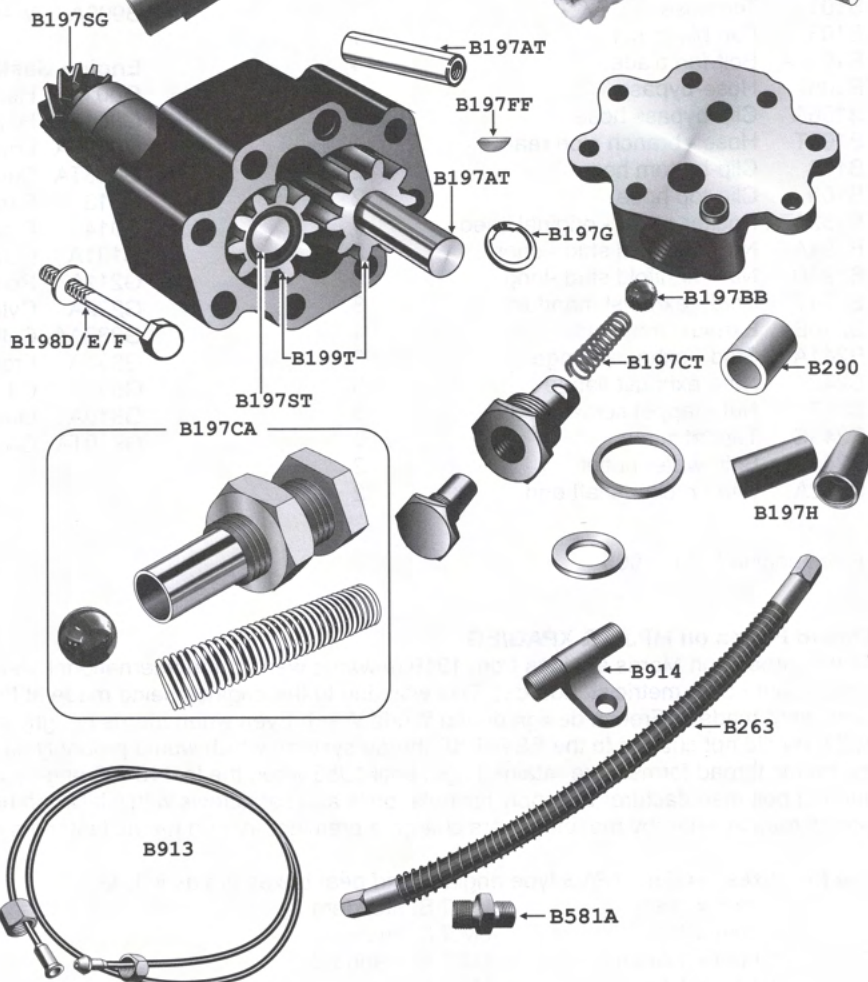
ENGINE INTERNAL TA

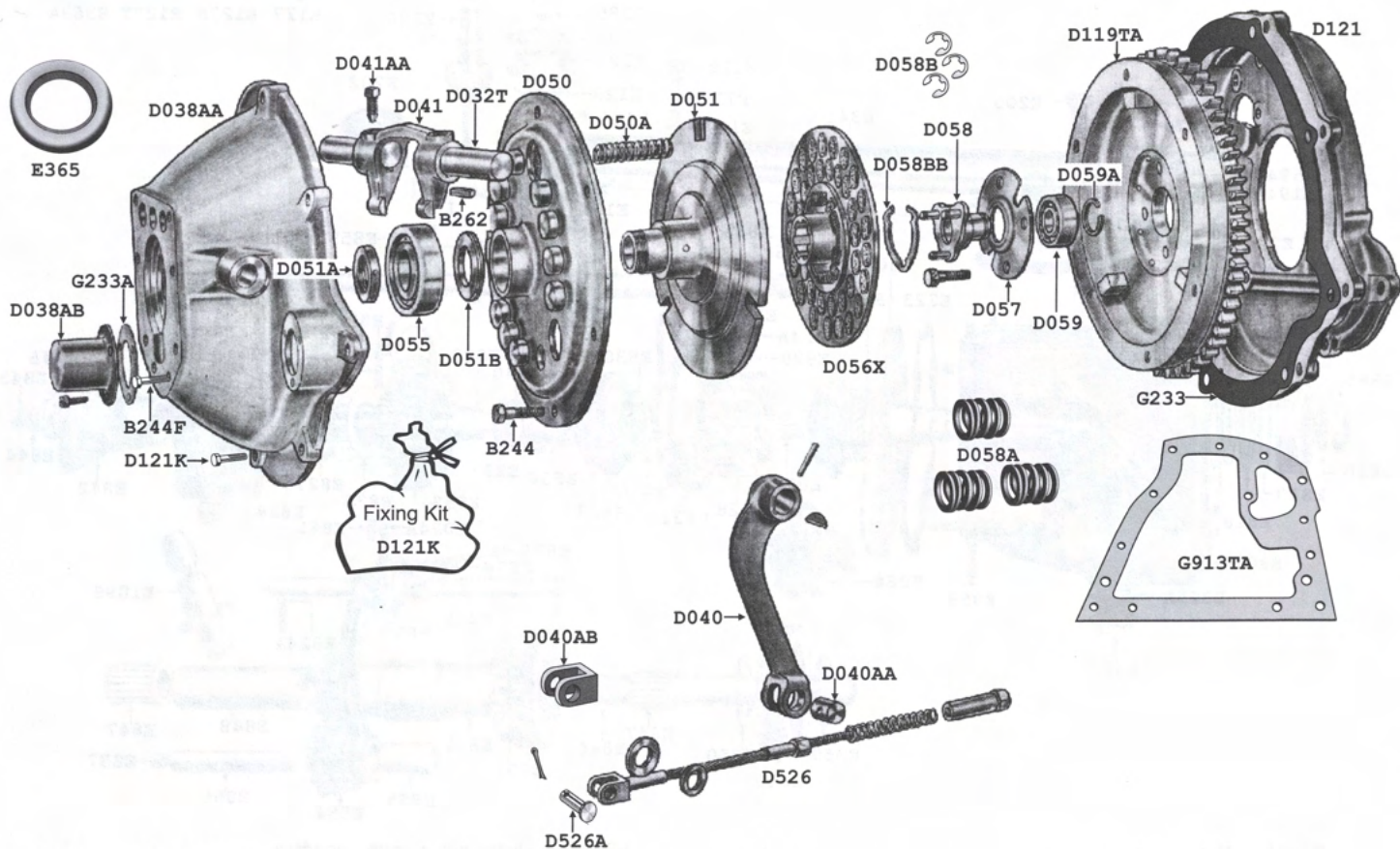
B040	Piston set 4 - standard	1
B041	Piston set 4 +010	1
B042	Piston set 4 +020	1
B043	Piston set 4 +030	1
B044	Piston set 4 +040	1
B046	Piston set 4 +060	1
B092	Bolt & nut - conrod	8
B123	Pinch bolt set 4 - conrod	4
B164A	Connecting rod	1
B165TA	Crankshaft	1
B165TT	Sleeve - oil return - crank	1
B166	Stud - main bearing cap	8
B167	Nut - main bearing cap - centre	2
B167A	Nut - main bearing cap fr & rr	4
B169A	Cylinder liner set 4	1
B245A	Pulley - crankshaft	1
B248T	Starter dognut	1
B259T	Washer - camshaft front	1
B262	Key - crank/cam/oil pump	3
B284B	Lock washer - camshaft	1
B284CT	Bolt - camshaft front	1
B284T	Camshaft	1
B286A	Pushrod	8
B315T	Cam follower	8



ENGINE LUBRICATION

B019	Oil filter element	1
B182T	Oil pick-up assembly	1
B197AT	Shaft - fixed oil pump	1
B197BB	Ball - relief valve	1
B197CA	Adjuster - oil pump valve	1
B197CT	Spring - relief valve	1
B197FF	Key - oil pump shaft	1
B197G	Circlip - oil pump shaft	1
B197H	Bush set - oil pump	1
B197SG	Driving gear - oil pump	1
B197ST	Shaft - oil pump driving gear	1
B198D	Bolt oil pump 59mm	2
B198E	Bolt oil pump 72mm	2
B198F	Bolt oil pump 76mm	4
B199T	Gear set - oil pump (pair)	1
B263	Hose - flexible to oil gauge	1
B290	Seat oil pump relief valve	1
B581A	Union - oil pipe to block/head	2
B913	Pipe - oil gauge	1
B914	Union- oil hose to pipe	1





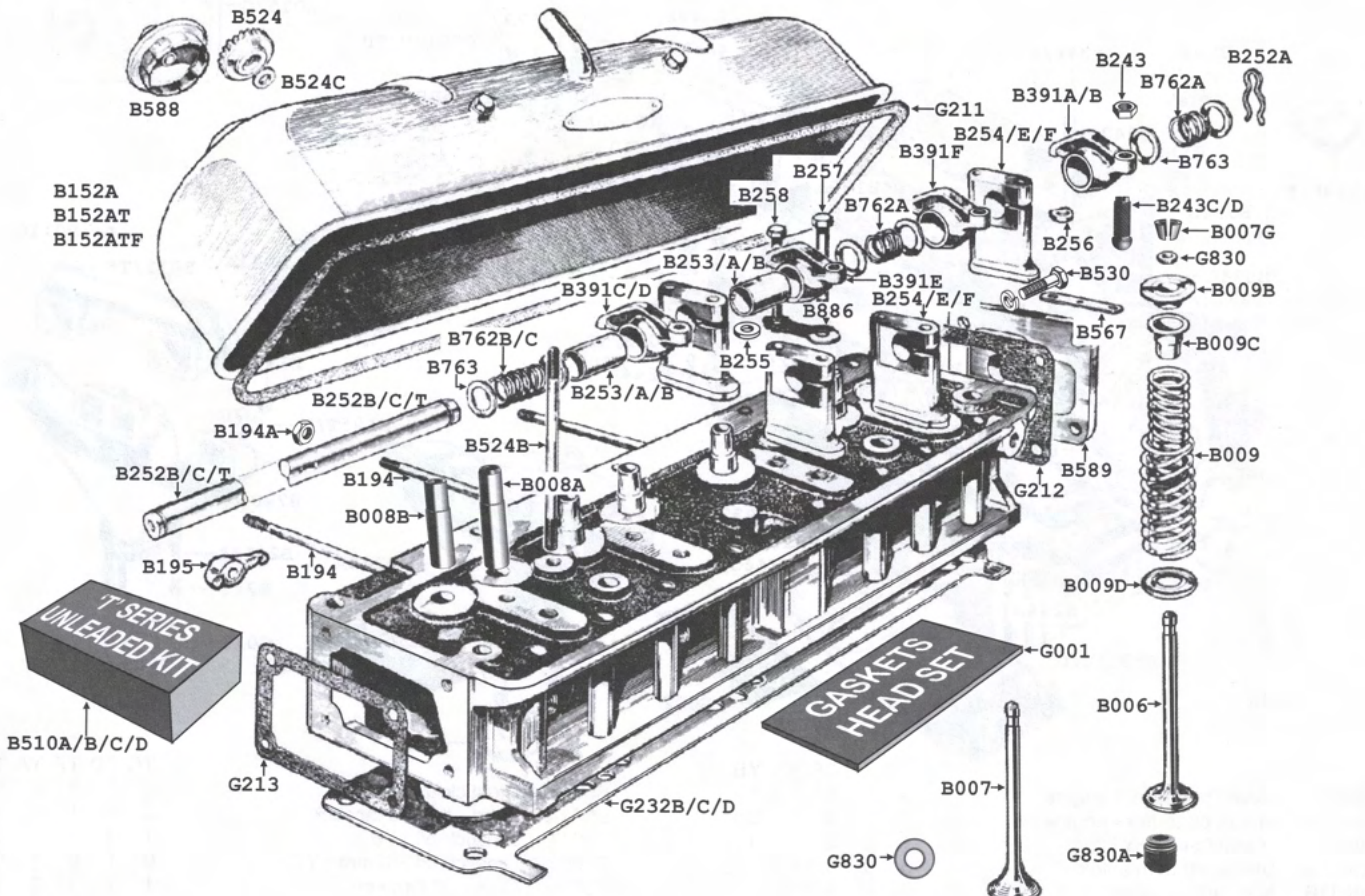

B244	Bolt-clutch cover	12
B262	Key - clutch shaft	1
D032T	Shaft-clutch release lever	1
D038AA	Clutch housing	1
D038AB	Cover cap-starter drive	1
D040	Lever-clutch release	1
D040AA	Trunnion-clutch lever	1
D040AB	Repair end	1
D041	Fork-clutch release	1
D041AA	Set screw - clutch fork	2
D050	Clutch cover	1
D050A	Spring-clutch cover-(set 12)	1
D051	Pressure plate-clutch	1
D051A	Lock nut-pressure plate	1
D051B	Washer-pressure plate	1
D055	Clutch -release ball race	1
D056X	Clutch plate recorking service	1
D057	Plate-bearing to flywheel	1
D058	Carrier-centre plate	1
D058A	Spring set (3) centre plate carrier	1
D058B	Clip set (3) centre plate carrier	1
D058BB	Clip (one piece)	1
D059	Ball race-clutch spigot	1
D059A	Circlip-spigot bearing	1
D119TA	Flywheel	1
D121	Flywheel housing	1
D121K	Fixing kit - clutch housing	1
D526	Release rod assembly-clutch	1
D526A	Clevis pin-clutch rod	1
E365	Oil seal - clutch housing	1
G233	Gasket-clutch housing	1
G233A	Gasket-starter cover	1
G913TA	Gasket-flywheel housing	1

Cut lever & weld to end

Replaces D058BB

Dismantling clutch assembly

Clutch lever D040 must be removed from shaft before housing can be separated from flywheel housing, this allows clutch shaft to be rotated to clear release assembly.



	TC	TD	TF	YA	YB
B006	4	4	0	4	4
B006T	0	0	0	0	0
B006TF	0	0	4	0	0
B007	4	4	0	4	4
B007G	16	16	16	16	16
B007T	0	0	0	0	0
B007TF	0	0	4	0	0
B008A	4	4	4	4	4
B008B	4	4	4	4	4
<i>* suitable for unleaded head</i>					
B009	1	1	1	1	1
B009B	8	8	8	8	8
B009C	8	8	8	8	8
B009D	8	8	8	8	8
B152A	0	1	0	1	1
B152AT	1	0	0	0	0
B152ATF	0	0	1	0	0
B194	4	4	4	4	4
B194A	4	4	4	4	4
<i>(also fits water pump/thermostat)</i>					
B195	4	4	4	4	4
B243	8	8	8	8	8
B243C	8	8/0	0	8	0
B243D	0	0/8	8	0	8
B252A	2	2	2	2	2
B252B	1	1	1	1	1
B252C	0	1	1	0	1
B253A	4	4	0	4	0
B253B	4	4	4	0	4
B254	4	4	4	4	4
B255	2	2	2	2	2
B256	2	2	2	2	2
B257	4	4	4	4	4
B258	4	4	4	4	4
B390B	1	1*	0	1*	0
B390C	0	1**	1	0	1
B391A	2	2	0	2	0
B391B	0	2	2	0	2
B391C	2	2	0	2	0
B391D	0	2	2	0	2

* = early ** = late

	TC	TD	TF	YA	YB
B391E	2	2	2	2	2
B391F	2	2	2	2	2
B401AX	1	1	0	1	0
B402AX	0	1	0	0	1
B403AX	0	0	1	0	0
B404AX	0	0	1	0	0
B524	2	2	2	2	2
B524B	2	2	2	2	2
B524C	2	2	2	2	2
B530	4	4	4	4	4
B567	1	1	1	1	1
B588	1	1	1	1	1
B589	1	1	1	1	1
B762A	2	2/4	4	2	4
B762B	1	1	0	1	0
B763	22	10	10	2	10
B886	1	1	1	1	1

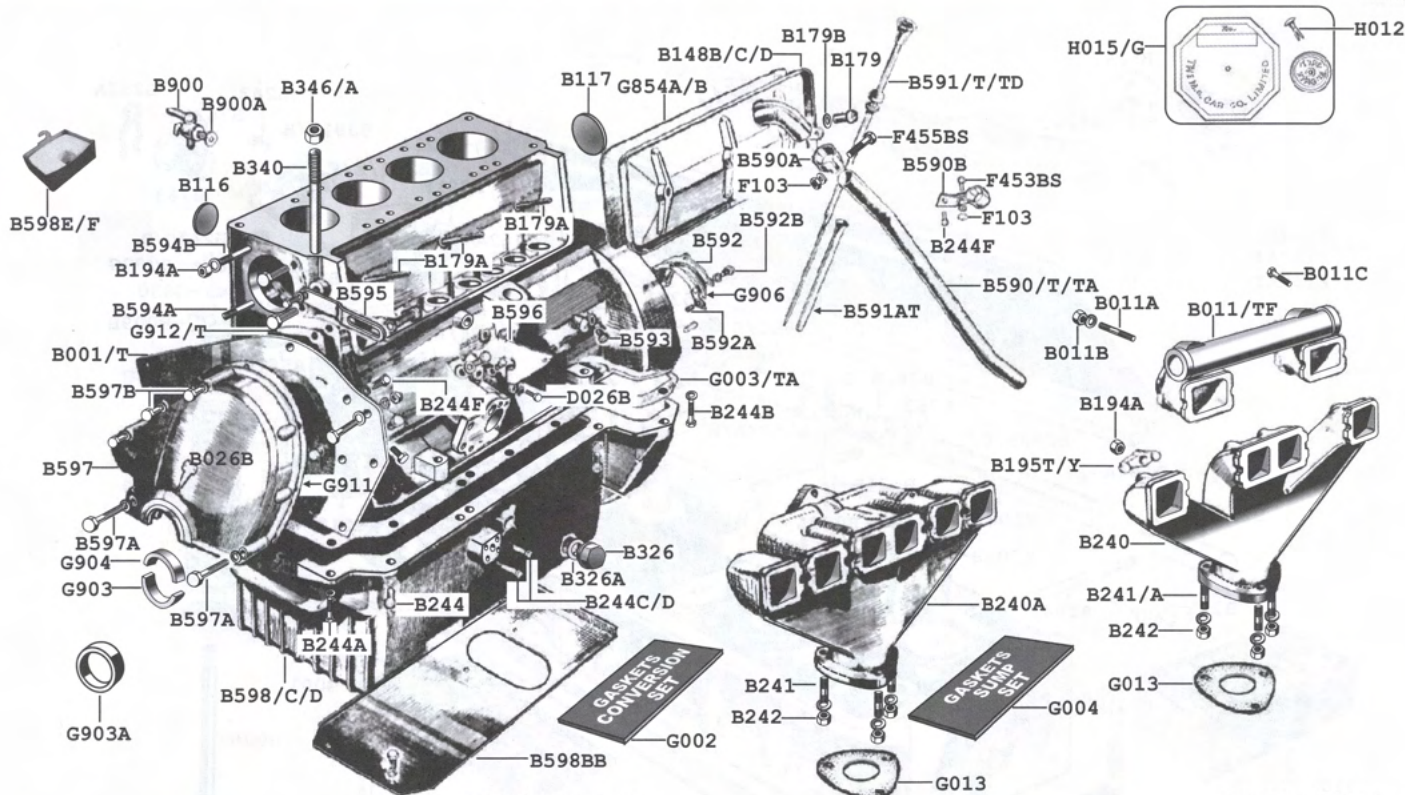
GASKETS AND SEALS

	TC	TD	TF	YA	YB
G001	1	1	1	1	1
G211	1	1	1	1	1
G212	1	1	1	1	1
G213	1	1	1	1	1
G232B	1	1	0	1	0
<i>(TD to eng no 17968 YA to eng no 17462)</i>					
G232C	0	1	1	0	1
<i>(TD from eng no 17969 YA/B from eng no 17463)</i>					
G232D	0	0	1	0	0
<i>(TF 1500 only)</i>					
G830	1	1	1	1	1
G830A	1	1	1	1	1

UNLEADING KITS

Contains 8 valves, 8 guides, 4 hardened inserts, head gasket set & instructions to convert your cylinder head to use unleaded fuel.

B510A	1	1/0	0	1	0
B510B	0	0/1	0	0	1
B510C	0	0	1	0	0
B510D	0	0	1	0	0



		TC	TD	TF	YA	YB
B001	Mount plate-front-engine	0	1	1	1	1
B001T	Mount plate-front-engine	1	0	0	0	0
B011	Manifold-inlet+YT	1	1	0	0	0
B011A	Stud-carb to manifold	0	0	4	0	0
B011B	Nut-carb to manifold	0	0	4	0	0
B011C	Bolt-carb to manifold	4	4	0	2	2
B011TF	Manifold-inlet	0	0	1	0	0
B026B	Impellor-water pump	0	0	0	0	0
B116	Core plug-small	6	6	6	6	6
B117	Core plug-large	2	2	2	2	2
B147	Sideplate-alloy	1	1	1	1	1
B148B	Sideplate-steel original	-	TB	Only	-	-
B148C	Sideplate-steel original	1	1	1	1	1
B148D	Sideplate-steel original	-	W4/44	Only	-	-
B179	Sleeve nut-sideplate	3	3	3	3	3
B179A	Stud-sideplate	3	3	3	3	3
B179B	Washer-sideplate	3	3	3	3	3
B194A	Nut-water pump	2	2	2	2	2
B194A	Nut-exhaust manifold	6	6	6	6	6
B195T	Clamp-manifold to cyl/head	4	4	4	0	0
B195Y	Clamp-manifold to cyl/head	0	0	0	4	4
B197R	Plug-oil by-pass hole	1	1	1	1	1
B240	Manifold-exhaust +YT	1	1	1	0	0
B240A	Manifold-inlet/exhaust	0	0	0	1	1
B241	Stud-Manifold to front pipe	3	0	0	0	0
B241A	Stud-Manifold to front pipe	0	3	3	3	3
B242	Brass nut for above	3	3	3	3	3
B244	Bolt-sump (centre)	10	10	10	10	10
B244A	Bolt-sump (front)	2	2	2	2	2
B244B	Bolt-sump (rear)	2	2	2	2	2
B244C	Screw-oil pick up (short)	2	2	0	2	0
B244D	Screw-oil pick up (long)	0	2	2	0	2
B244F	Bolt-timing cover	2	2	2	2	2
B326	Drain plug-sump	1	1	1	1	1
B326A	Sealing washer-drain plug	1	1	1	1	1
B340	Stud-head to block	10	10	10	10	10
B346	Nut-head to block	10	10	10	10	10
B550X	Engine-xpag recond own unit	1	1	1	1	1
B590	Breather pipe-sideplate	0	1	1	1	1
B590T	Breather pipe-sideplate+TB	1	0	0	0	0
B590A	Clamp-top-breather pipe	1	1	1	1	1
B590B	Clamp-block-breather pipe	1	1	1	1	1

		TC	TD	TF	YA	YB
B591	Dipstick-oil 410mm	0	1	1	0	1
B591AT	Tube - engine dipstick	0	1	1	0	1
B591T	Dipstick-oil +TB	1	0	0	0	0
B591TD	Dipstick-oil 362mm +YT	0	1	0	1	0
B592	Cover-oil thrower	1	1	1	1	1
B592A	Dowel-oil thrower	2	2	2	2	2
B592B	Screw-oil thrower	3	3	3	3	3
B593	Plug-oil gallery	5	5	5	5	5
B594A	Stud-water pump (long)	1	1	1	1	1
B594B	Stud-water pump (short)	1	1	1	1	1
B595	Strap- dynamo	1	1	1	1	1
B596	Bracket-dynamo-rear	1	1	1	1	1
B597	Cover-timing chain	1	1	1	1	1
B597A	Bolt-timing cover (long)	2	2	2	2	2
B597B	Bolt-timing cover (short)	3	3	3	3	3
B598	Sump +TB	1	0	0	0	0
B598B	Baffle plate-sump	1	1	1	1	1
B598C	Sump-9 pint+YT	0	1	0	1	0
B598D	Sump-10.5 pint	0	1	1	0	1
B598E	Drip tray - rear of sump	1	1	0	1	1
B598F	Drip tray - rr of smp 5 spd con	1	1	1	1	1
B900	Drain tap-block	1	1	1	1	1
B900A	Washer-block drain tap	1	1	1	1	1
D026B	Screw-dynamo bracket (rear)	0	2	2	0	2
F103	Nut-breather clamp (top & B)	2	2	2	2	2
F455BS	Set screw-breather top clamp	1	1	1	1	1
F453BS	Set screw-breather bot clamp	1	1	1	1	1
H012	Rivet - engine plate	2	2	2	2	2
H015	Octagonal ID engine plate	1	1	1	1	1
H015G	As above for XPEG 1500 eng	0	0	1	0	0

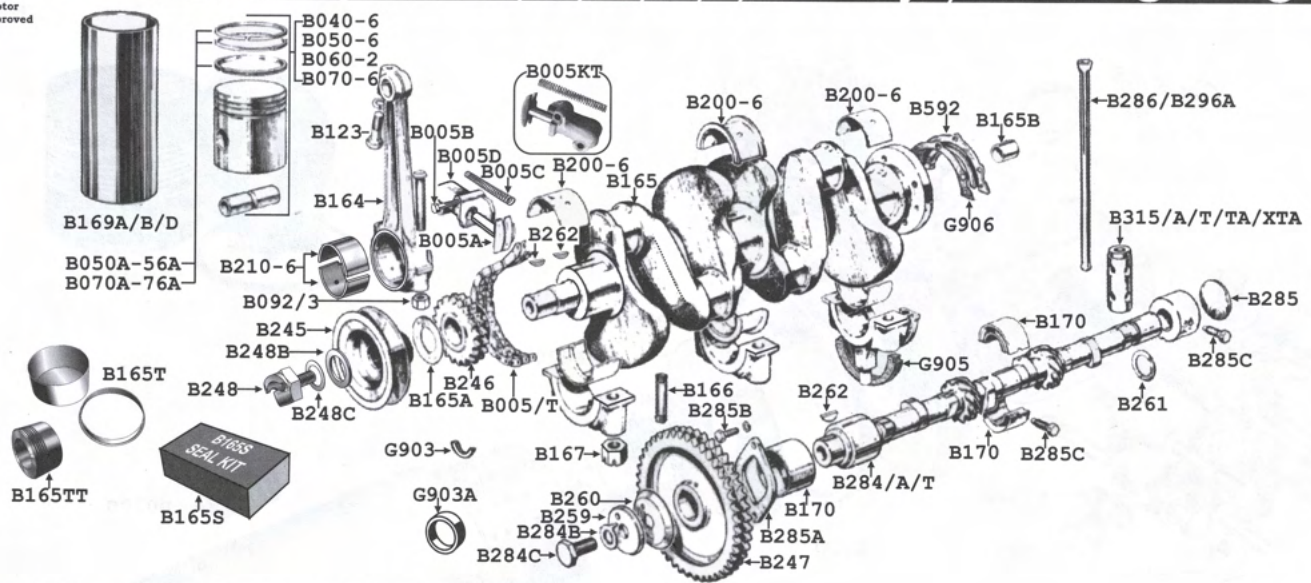
GASKETS (see page 20)

		TC	TD	TF	YA	YB
G002	Conversion set	1	1	1	1	1
G003	Gasket-sump (2 piece)	1	1	1	1	1
G004	Sump set	1	1	1	1	1
G013	Gasket-exhaust flange	1	1	1	1	1
G854B	Gasket-engine sideplate	1	1	1	1	1
G903	Crank seal-front-top & bott	2	2	2	2	2
G903A	Lip seal (rplcmnt for above)	1	1	1	1	1
G906	Gasket-oil thrower	1	1	1	1	1
G911	Gasket - timing cover	1	1	1	1	1
G912	Gasket-front mount plate	1	1	1	1	1



Engine - Internal

TB/TC/TD/TF/Y/Wolseley 4/44



PISTON SET = 4 PISTONS, RINGS AND GUDGEON PINS.

XPAG 1250cc TB/TC/TD/TF/Y/Wolseley 4/44 (66.5mm)

B050 Piston set 1250cc Standard
 B051 Piston set 1250cc 0.010" oversize
 B052 Piston set 1250cc 0.020" oversize
 B053 Piston set 1250cc 0.030" oversize
 B054 Piston set 1250cc 0.040" oversize
 B055 Piston set 1250cc 0.050" oversize
 B056 Piston set 1250cc 0.060" oversize
 B169B Cylinder liner set (4) 1250cc

XPAG Engine-special overbore to 1350cc (69.04mm)

B060 Piston set 1350cc Standard
 B062 Piston set 0.020" Oversize

XPEG 1466cc TF1500 (Standard bore 72mm)

B070 Piston set TF1500 Standard
 B071 Piston set TF1500 0.010" oversize
 B072 Piston set TF1500 0.020" oversize
 B074 Piston set TF1500 0.040" oversize
 B076 Piston set TF1500 0.060" oversize
 B169D Cylinder liner set (4) Tf1500

CRANKSHAFT BEARINGS TB/C/D/F/Y/Wolseley 4/44

B200 Main bearing set standard
 B201 Main bearing set 0.010" oversize
 B202 Main bearing set 0.020" oversize
 B203 Main bearing set 0.030" oversize
 B204 Main bearing set 0.040" oversize
 B206 Main bearing set 0.060" oversize
 B210 Conrod bearing set standard
 B211 Conrod bearing set 0.010" oversize
 B212 Conrod bearing set 0.020" oversize
 B213 Conrod bearing set 0.030" oversize
 B214 Conrod bearing set 0.040" oversize
 B216 Conrod bearing set 0.060" oversize
 B165S Special seal kit-rear crank XPAG & XPEG
 B165T Speedy sleeve for B165S

	TC	TD	TF	YA	YB
B005 Timing chain	1	1	1	1	1
B005A Tensioner shoe	1	1	1	1	1
B005B Bolt-tensioner to block	2	2	2	2	2
B005C Spring-tensioner	1	1	1	1	1
B005D Block-tensioner	1	1	1	1	1
B005KT Tensioner assembly	1	1	1	1	1
B005T Timing chain	0	0	0	0	0

	TC	TD	TF	YA	YB
B093 Bolt & nut Set-conrod	1	1	1	1	1
B123 Pinch bolt-conrod to piston	4	4	4	4	4
B164 Connecting rod	4	4	4	4	4
B165 Crankshaft-new remanufacture	1	1	1	1	1
B165A Oil thrower-crankshaft	1	1	1	1	1
B165B Spigot bush-crankshaft	1	1	1	1	1
B165R Crankshaft+bearings-recon	1	1	1	1	1
B165S Special crank seal kit	1	1	1	1	1
B165T Speedy sleeve for B165S +TB	1	1	1	1	1
B166 Stud-main bearing cap	6	6	6	6	6
B167 Nut-main bearing cap	6	6	6	6	6
B170 Bearing-set-camshaft	1	1	1	1	1
B245 Pulley-crankshaft	1	1	1	1	1
B246 Sprocket-crankshaft	1	1	1	1	1
B247 Sprocket-camshaft	1	1	1	1	1
B248 Starter dognut	1	1	1	1	1
B248B Dished washer	1	1	1	1	1
B248C Shim-starter dognut	-----A/R-----				
B259 Washer-camshaft end	1	1	1	1	1
B260 Oil thrower-camshaft	1	1	1	1	1
B261 Circlip-camshaft	1	1	1	1	1
B262 Key-sprocket-crank/camshaft	2	2	2	2	2
B284 Camshaft (standard)	1	1	1	1	1
B284A Camshaft (competition)	1	1	1	1	1
B284B Lock washer-camshaft	1	1	1	1	1
B284C Bolt-camshaft end	1	1	1	1	1
B285 Core plug-camshaft (in block)	1	1	1	1	1
B285A Thrust plate-camshaft	1	1	1	1	1
B285B Bolt-thrust plate	2	2	2	2	2
B285C Dowel bolt-camshaft retain	2	2	2	2	2
B286 Pushrod	8	8	8	8	8
B315 Cam follower	8	8	8	8	8
B592 Cover plate-oil thrower	1	1	1	1	1

GASKETS AND SEALS

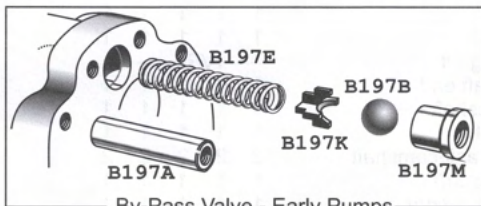
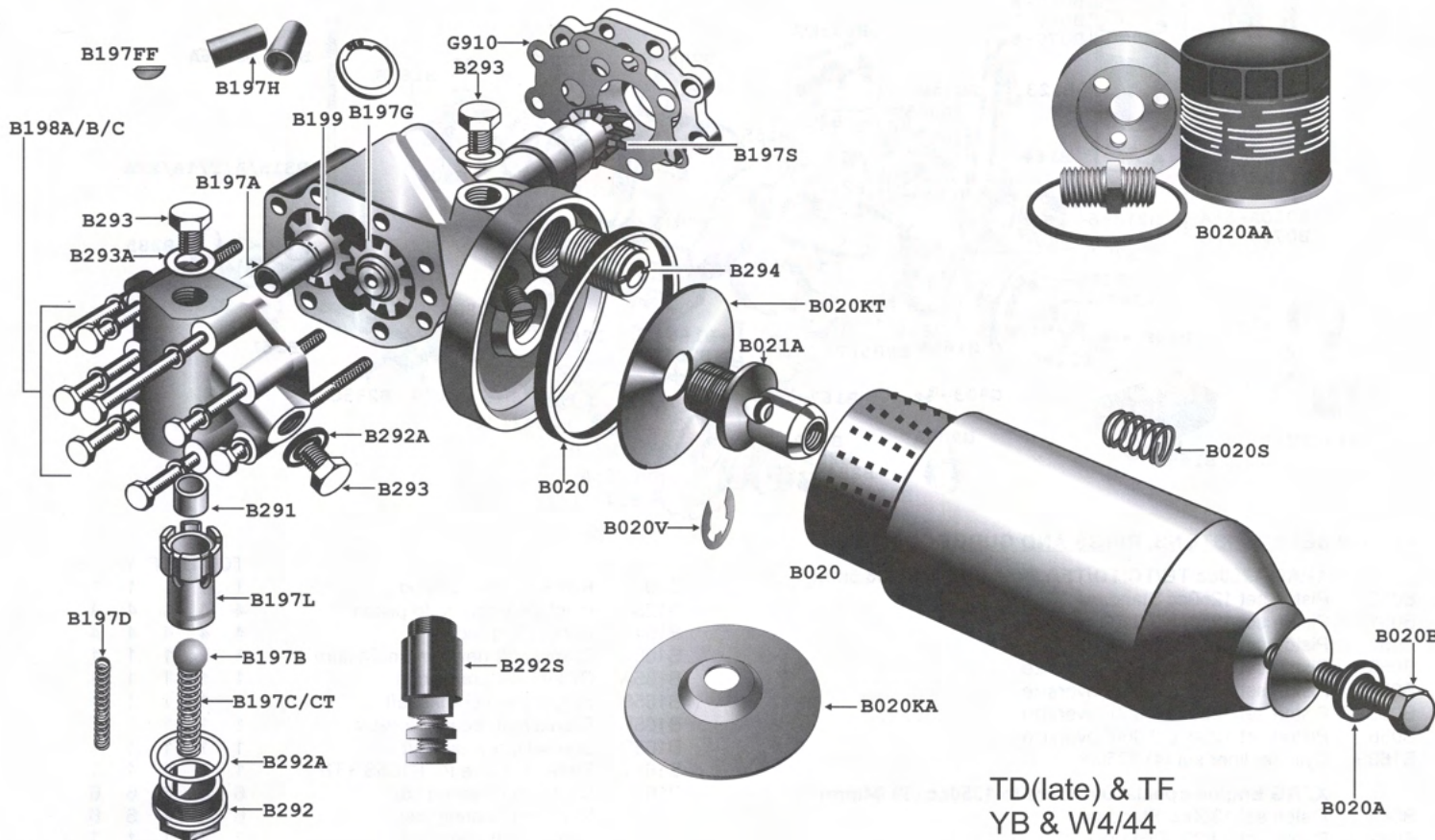
	TC	TD	TF	YA	YB
G903 Seal - crank - front	1	1	1	1	1
G903A Seal (lipped-repl. G903)	1	1	1	1	1
G905 Seal-rear main bearing (cork)	1	1	1	1	1
G906 Gasket-oil thrower	1	1	1	1	1

XPAG Engine - leaks from crankshaft. One of the most common complaints concerning these engines is loss of oil from the rear of the crankshaft, which incorporates a return scroll designed to feed surplus oil back into the sump via a drain tube in the rear main bearing cap. This antiquated system worked reasonably well when the cars were new provided one accepted a few drops of oil from the split pinned drain hole under the rear of the sump.

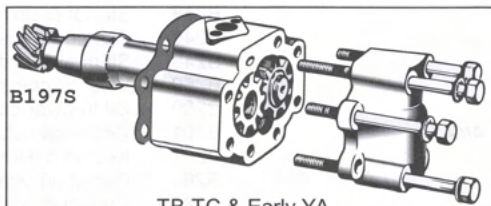
However, owing to the age of the components and incorrect assembly, oil loss can become excessive, and a kit part B165S is now available which features a lip seal bearing on the flywheel flange of the crankshaft which should also be fitted with a "Speedy Sleeve" part B165T ensuring a smooth surface for the seal. There is no machining required other than drilling one small hole, but the engine has to be removed from the car and dismantled before the modification can be carried out. A complete illustrated instruction sheet is supplied with the kit.

Care must also be taken with the sump gasket which should be fitted to the block face first in order to ensure that the cork seal on the main bearing cap has its ends notched to fit against ends of the sump gasket. It is advisable to use a sealant on the ends of the cork seal.

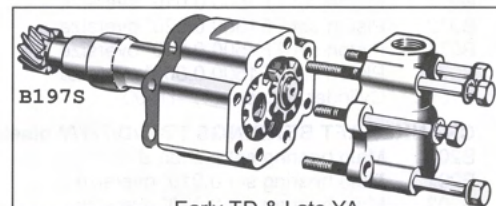
A lip seal G903A is also available as a replacement for the rope seal at the front in the timing cover and sump. This requires the application of sealant in the groove for the original seal before fitting.



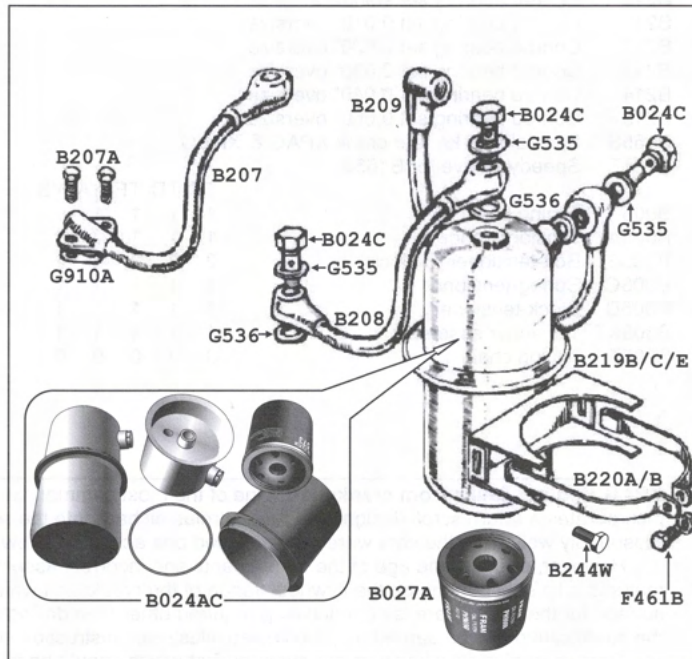
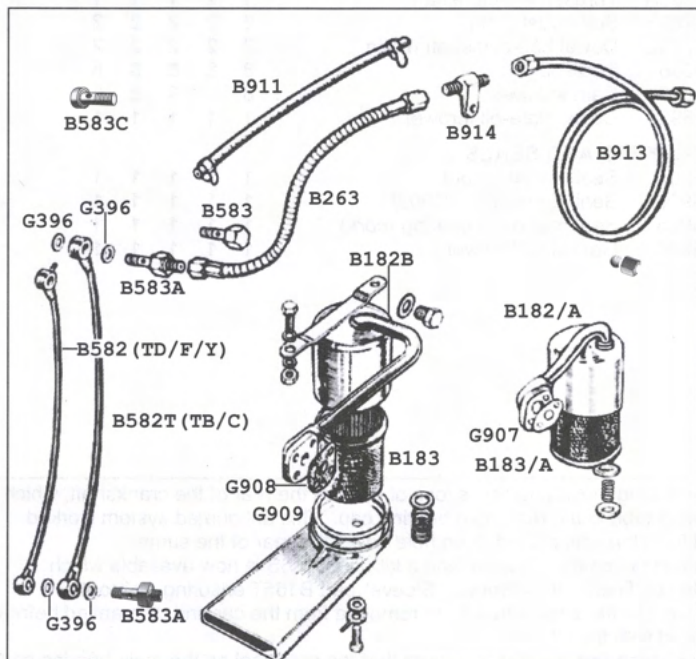
By-Pass Valve - Early Pumps
TB/TC/TD(early)/YT



TB, TC & Early YA



Early TD & Late YA





Oil Systems



British Motor Heritage Approved

	TC	TD	TF	YA	YB
B020 Oil filter element (late)	0	1	1	0	1
<i>(Integral pump/filter-eng TD2 14224 + SC17293 on)</i>					
B020A Seal-oil filter cover bolt	0	1	1	0	1
B020AA Oil filter con (Spin-On)+W4/44	0	1	1	0	1
B020BT Bolt-oil filter 130mm	0	1	1	0	1
B020KA Dished plate - oil filter +W4/44	0	1	1	0	1
B020KT Flat plate - oil filter + W4/44	0	1	1	0	1
B020S Spring-oil filter	0	1	1	0	1
B020V Clip-oil filter bolt	0	1	1	0	1
B021A Adapter-filter bolt + W4/44	0	1	1	0	1
B024AC Oil filter conversion	1	1	0	1	0
<i>(unscrews to accept B024A element)</i>					
B024C Union bolt-oil filter pipes	3	4	0	4	0
B027A Spin on oil filter (conversion)+TB	1	1	1	0	0
B182 Oil pick up assembly (side)	1	1	0	1	1
B182A Oil pick up assembly (centre)	0	1	0	0	0
B182AA Cap-oil strainer + TB	1	0	0	0	0
B182B Oil pick up assembly (4 bolt fixing) 1	1	1	0	1	0
B183 Oil strainer-offset hole +TB,YT	1	1	0	1	0
B183A Oil strainer-centre hole	0	1	1	0	1
B197A Shaft-oil pump driven gear	1	1	1	1	1
B197B Ball-oil pump relief/bypass	2	2	2	2	2
B197C Spring relief-oil pump	1	1	1	1	1
B197D Spring-supplementary-oil pump	1	1	1	1	1
<i>(fits inside std spring-increases pressure)</i>					
B197E Spring-by-pass-oil pump	1	1	1	1	1
B197FF Woodruff key - oil pump shaft	1	1	1	1	1
B197G Circlip - oil pump drive shaft	1	1	1	1	1
B197H Bushes (pr)-driving shaft+housing	1	1	1	1	1
B197K Guide-by-pass ball	1	1	0	1	0
B197M Seat-by-pass ball	1	1	0	1	0
B197P Rebuild kit-oil pump	1	1	1	1	1
B197R Plug-oil by pass hole	1	1	1	1	1
B197S Shaft + gear - oil pump +TB	1	1	1	1	1
B198A Bolt-oil pump 88mm	----A/R----				
B198B Bolt-oil pump 65mm	----A/R----				
B198C Bolt-oil pump 83mm	2	2/4	4	2/4	4

	TC	TD	TF	YA	YB
B199 Impellor gears(pr)-oil pump	1	1	1	1	1
B292 Plug-relief valve	1	1	1	1	1
B292S Adjuster - oil pressure + TB,W4/44	1	1	1	1	1
B207 Oil pipe-2 bolt fixing	1	0	0	0	1
B207A Bolt-oil pipe	2	0	0	2	0
B208 Oil pipe banjo union	0	1	0	0	1
B209 Oil pipe-filter to block +TB	1	0/1	0	1	1
B220 Bracket-filter +YT	1	1	0	1	0
B220A Straps-filter (pair) +YT	1	1	0	1	0
B220K Filter bracket & clamp	1	1	0	0	0
B263 Flexi hose-oil gauge line	1	1	1	0	0
B291 Seat-oil pump relief valve + TB	1	1	1	1	1
B292 Plug - relief valve + TB, W4/44	1	1	1	1	1
B292A Washer-oil pump plug	1	1	1	1	1
B293 Priming/side plug	0	2	2	0	2
B293A Washer - priming/side plug	0	2	2	0	2
B294 By-pass valve	0	0/1	1	0	1
B582 Oil pipe to head	0	1	1	1	1
B582T Pipe/unions - oil gauge + TB	1	0	0	0	0
B583 Union bolt-o/pipe-plain hd	1	1	1	1	1
B583A Union-o/pipe with take-off +TB	1	1	0	0	0
<i>(TC/TD to eng. 9407)</i>					
B583C Union bolt-top round head	0	1	1	0	0
B911 Rubber pipe/clips-oil line	0	0	0	1	1
B913 Pipe/unions-oil gauge	0	1	1	0	0
B913Y Copper pipes-oil gauge+YT	0	0	0	1	1
B914 Union-bulkhead to oil line	1	1	1	0	0

Gaskets and Seals:

G907 Gasket-oil pick up +TB	1	1	0	1	1
G908 Gasket-oil pick up	0	1	1	1	1
G909 Gasket-oil strainer	0	1	1	1	1
G396 Washer-oil pipe-head/block	4	4	4	4	4
G535 Washer-large filter union	3/4	4	0	3/4	0
G536 Washer-small filter union	3/4	4	0	3/4	0
G910 Gasket-oil pump to body	1	1	1	1	1
G910A Gasket-oil pipe to pump	1	0	0	1	0

PENRITE OIL

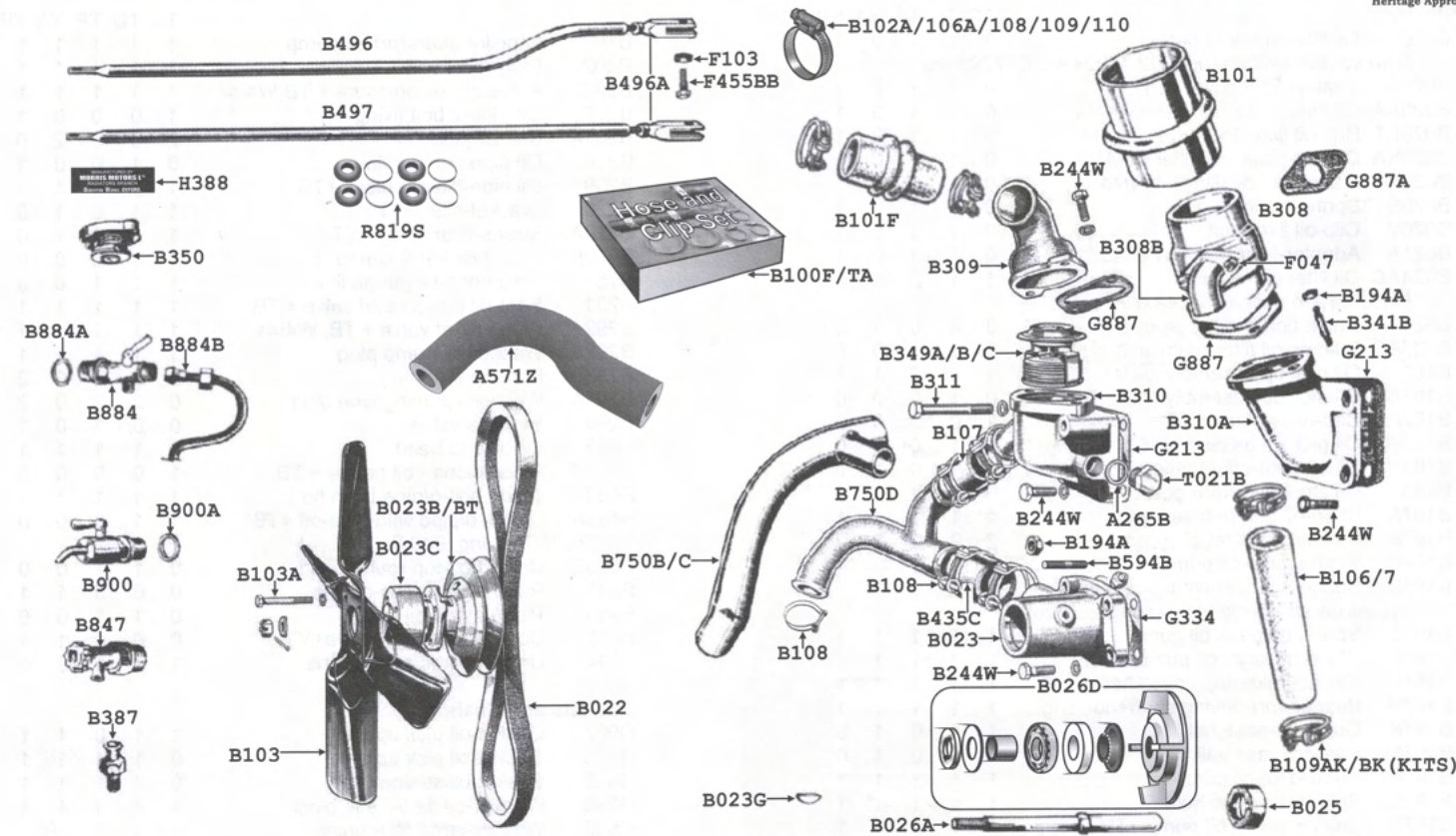


Modern lubricants do not necessarily suit older vehicles. They are often too thin and the additive "packages" employed have been chosen to suit today's advanced engineering and materials, not those employed in the design and manufacture of the vehicles of earlier years.

X499 20W/50 Classic	5 Litre	X507A Gearbox oil 30	1 Litre	X526 Penrite shock absorber fluid No 2	500 ml
X499A 20W/50 Classic	1 Litre	X509A Gear oil 80W/90	1 Litre	X535 Penrite graphite grease	500 gm
X500 Classic Medium	5 Litre	X510A Gear oil 85/140	1 Litre	X536 Penrite high melt bearing grease	500 gm
X501 Classic Light	5 Litre	X515A Trans oil 90	1 Litre	X537 Penrite water pump grease	500 gm
X502 Running In	5 Litre	X516A Trans oil 140	1 Litre	X538 Penrite semi fluid grease	500 gm
X503 Shelsley Light	5 Litre	X517A Trans oil 250	1 Litre	X539 Penrite cam assembly lube	100 gm
X504 Shelsley Medium	5 Litre	X520 Penrite storage protection	500 ml	X552 Penrite auto DX111 fluid	1 litre
X505A Mild EP	1 Litre	X520B Penrite steering box lube	500 ml	X555 Lead substitute	250 ml
X506A Gearbox oil 40	1 Litre	X525 Penrite shock absorber fluid No 1	500 ml	X556 Ethanol protectant	250 ml

APPLICATION DATA

MODEL	YEAR	ENGINE	CAPACITY	GEARBOX	CAPACITY	AXLE	CAPACITY
TA	1936-39	X500	6.2 L	Transoil 90	1.1 L	Mild EP	1.1 L
TB/C	1939-49	X501	5.1 L	Mild EP	0.7 L	Mild EP	1.1 L
TD	1949-52	X501	5.1 L	Mild EP	0.7 L	Mild EP	1.3 L
TD/F/YB	1952-55	X501	6.0 L	Mild EP	0.7 L	Mild EP	1.3 L
YA/T	1947-52	X501	5.1 L	Mild EP	0.7 L	Mild EP	0.8 L
YB	1952-53	X501	5.1 L	Mild EP	0.7 L	Mild EP	1.3 L
ZA/B	1953-58	X501	4.0 L	Gearbox 30	2.6 L	Mild EP	1.6 L
MGA	1955-59	X501	4.3 L	Gearbox 30	2.8 L	Mild EP	1.6 L
MGA 1600	1959-62	X501	4.3 L	Gearbox 30	2.6 L	Mild EP	1.3 L
MGA TWIN CAM	1961-62	X501	7.7 L	Gearbox 30	2.6 L	Mild EP	1.3 L
WOLSELEY 4/44	1953-55	X501	6.0 L	Gearbox 30	0.7 L	Mild EP	1.3 L
WOLSELEY 15/50	1955-58	X501	4.0 L	Gearbox 30	2.6 L	Mild EP	1.6 L



		TC	TD	TF	YA	YB
A265B	Fibre washer - drain plug to thermostat housing + W4/44	0	0	1	0	0
A571Z	Hose -air cleaner + heater (W4/44 only)					
B022	Fan belt	1	1	1	1	1
B023	Water pump	1	1	1	1	1
B023HD	Water pump - heavy duty	1	1	1	1	1
B023B	Pulley-water pump	1	1	1	1	1
B023BK	Fixing kit-water pump	1	1	1	1	1
B023C	Spacer-fan blades	0	1	1	1	1
B025	Carbon gland-early water pump	1	1	0	1	0
B025A	Seal-water pump+W4/44	0	1	1	1	1
B025B	Shaft seal-early water pump	1	1	0	1	0
	<i>Only used when gland seal fitted</i>					
B100	Hose & clip set-rad (worm drive)	1	1	0	1	1
B100F	Hose & clip set-rad (worm drive)	0	0	1	0	0
B101	Top hose	1	1	0	1	1
B101B	Top hose (4/44 only)					
B101F	Top hose	0	0	1	0	0
B102	Hose + clip set-heater	1	1	1	1	1
B102A	Hose clip-heater (worm drive)	6	6	6	6	6
B102B	Heater hose (metre)	--- A/R ---				
B103	Fan blades-set (4)	1	1	1	1	1
B103A	Screw-fan blade	0	4	4	4	4
B103AT	Screw-fan blade	4	0	0	0	0
B104	Bottom hose (4/44 only)					
B106A	Hose clip-by-pass (w/d)	2	2	2	2	2
B107	By-pass hose (+4/44)	1	1	1	1	1
B108	Hose clip-btm + wtr/pump (w/d)	4	4	4	4	4
B109	Hose clip-top (w/d)	2	2	0	2	2
B109AK	Wire hose clip set	0	1	0	1	1
B109BK	Wire hose clip set TF	0	0	1	0	0
B110	Hose clip-top (w/d)	0	0	2	0	0
B194A	Nut 5/16" various applications	--- A/R ---				
B244F	Bolt-water pump-long	0	1	1	1	1
B244W	Bolt-thermostat-short	0	0	2	0	0
B244W	Bolt-water outlet	4	4	0	4	4
B244W	Bolt-water pump-short	2	1	1	1	1
B308A	Thermostat assy complete	1	1	1	1	1
B308B	Elbow-thermostat housing	1	1	0	1	1
B309	Thermostat cover/outlet	0	0	1	0	0
B310	Thermostat housing	0	0	1	0	0
B310A	Water outlet-cyl head	0	1	0	1	1
B310AT	Water outlet-cyl head +TB					
B311	Bolt-thermostat-long	0	0	2	0	0
B341B	Stud-thermostat housing	2	2	2	2	2
B341C	Nut-thermostat housing	2	2	2	2	2
B349A	Thermostat 74 degree hot	0	0	1	0	0
B349B	Thermostat 82 degree std	0	0	1	0	0
B349C	Thermostat 88 degree cold	0	0	1	0	0
B350	Radiator cap + 4/44	0	0	1	0	0
B387	Union-heater hose take-off	1	1	1	1	1
B388	Radiator-new+TB	1	1	0	0	0
B388KT2	Mounting kit-radiator+TB	1	1	0	0	0
B388KT3	Mounting kit-radiator	0	0	1	0	0
B435C	Hose-water pump + bottom	2	2	2	2	2
B496	Stay-radiator + fork end rh	1	0	0	0	0
B496A	Fork end only-radiator stay	2	2	2	2	2
B497	Stay-radiator + fork end lh	1	2	2	2	2
B594B	Stud-water pump	2	2	2	2	2
B750B	Y-branch water pipe+TB	1	0	0	0	0
B750C	Y-branch water pipe	0	1	0	0	0
B750D	Y-branch water pipe	0	0	1	0	0
B750Y	Y-branch water pipe	0	0	0	1	1
B847	Tap-heater hose take-off	1	1	1	1	1
B847A	Repair kit-water valve (4/44 only)					
B849D	Heater assy-without demist	1	1	1	1	1
B849E	Heater assy-with demist	1	1	1	1	1
B884	Drain tap-radiator	1	1	1	1	1
B884A	Washer-radiator tap	1	1	1	1	1
B884B	Drain pipe-radiator	1	1	1	1	1
B900	Drain tap-block	1	1	1	1	1
B900A	Washer-block tap	1	1	1	1	1
G213	Gasket-therm housing to fr cyl head	0	1	1	1	1
G334	Gasket-water pump	1	1	1	1	1
G334TA	Gasket-water pump	0	0	0	0	0
G443	Bearing-water pump	2	2	2	2	2
G887	Gasket-thermostat	1	1	1	1	1
G887A	Gasket-by-pass pipe	1	1	0	1	1
H388	Rad plate-'MORRIS MOTORS'	1	1	0	1	1
R819S	Mounting set - radiator	1	1	1	1	1
T021B	Drain plug-thermostat housing+W/44	0	0	1	0	0



B152



B153



B147




B524AA



A368A/B



B155A/B



B126KT
B127KT
B128KT

B119
(now without inlet -
use standard inlet
manifold)

	TA	TC	TD	TF	YA	YB
A368A Pancake air cleaner 1 1/2"	0	2	2	0	1	1
A368B Pancake air cleaner 1 1/2"	0	0	0	2	0	0
B147 Alloy s/plate-tappet cover	0	1	1	1	1	1
B152 Alloy rocker cover	0	1	1	1	1	1
B153 Alloy r/cover 'works type'	0	1	1	0	1	1
B524A Chrome "MG" nut-rckr cvr(33mm)	2	2	2	2	2	2
B524AA Chrome "MG" nut-rckr cvr(25mm)	2	2	2	2	2	2

Breather Adapters for B147/B152

B153J Adapter-rocker cover	0	1	1	0	1	1
B153J Adapter-side plate	0	1	1	1	1	1
B153K Adapter-(B152) rocker cover	0	0	0	1	1	1
B153H Adapter-(B153) rocker cover	0	1	1	0	1	1

Oil Cooler Kits (not illustrated)

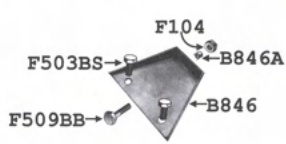
B155A Oil cooler-10 row	1	1	1	1	1	1
B155B Oil cooler-13 row	1	1	1	1	1	1
B154AA Oil cooler installation kit complete TB/C + early TD, YA (with separate canister oil filter)						
B154BB Oil cooler kit complete later TD, TF/YB (with integral oil pump/filter unit)						

	TA	TC	TD	TF	YA	YB
B119 Extractor manifold (State 1 1/4" or 1 1/2" Carbs)	0	1	1	1	1	1
B121D Steel ring-front pipe seal	1	1	0	0	0	0
B125AS Front pipe-stainless	1	0	0	0	0	0
B126AS Front pipe-stainless	0	1	0	0	0	0
B126BS Silencer-stainless	1	1	0	0	0	0
B126CS Tail pipe-stainless	1	1	0	0	0	0
B126KT Exhaust mount kit - stainless + TB	1	1	0	0	0	0
B127AS Front pipe-stainless	0	0	1	1	0	0
B127BS Silencer-stainless	0	0	1	1	0	0
B127CS Tail pipe-stainless	0	0	1	1	0	0
B127KT Exhaust mount kit - stainless	0	0	1	1	0	0
B128AS Front pipe-stainless	0	0	0	0	1	1
B128BS Silencer-stainless	0	0	0	0	1	1
B128CS Tail pipe-stainless	0	0	0	0	1	1
B128TS Front pipe-stainless Y Tourer only.						
B128KT Exhaust mount kit - stainless	0	0	0	0	1	1

3 Piece Stainless Steel Exhaust Systems:

B125 Exhaust system-stainless	1	0	0	0	0	0
B126 Exhaust system-stainless	0	1	0	0	0	0
B127 Exhaust system-stainless	0	0	1	1	0	0
B128 Exhaust system-stainless	0	0	0	0	1	1
B240 Exhaust manifold	0	1	1	1	0	0
B240A Exhaust/inlet manifold	0	0	0	0	1	1
B240B Exhaust manifold	1	0	0	0	0	0
B241A Stud-manifold to front pipe	3	3	0	0	0	0
B241B Stud-manifold to front pipe	0	0	3	3	3	3
B242 Brass nut for above	3	3	3	3	3	3
B442D Mount (rubber/metal)-rear	0	0	0	0	2	2
B442T Mount (rbbr/mtl)-centre/rear	0	0	2	2	0	0

F104 Nut-exhaust bracket	0	0	2	2	2	2
F204 Nut-mount clamping	0	0	2	2	2	2
F503BS Set screw-bracket-exhaust	0	0	2	2	2	2

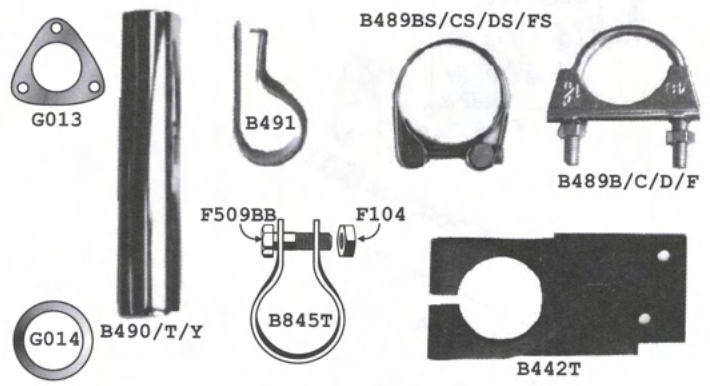


	TA	TC	TD	TF	YA	YB
F509BB Bolt-bracket-exhaust	0	0	2	2	2	2
F516FB Bolt-mount clamping	0	0	2	2	2	2

Exhaust Clamps:

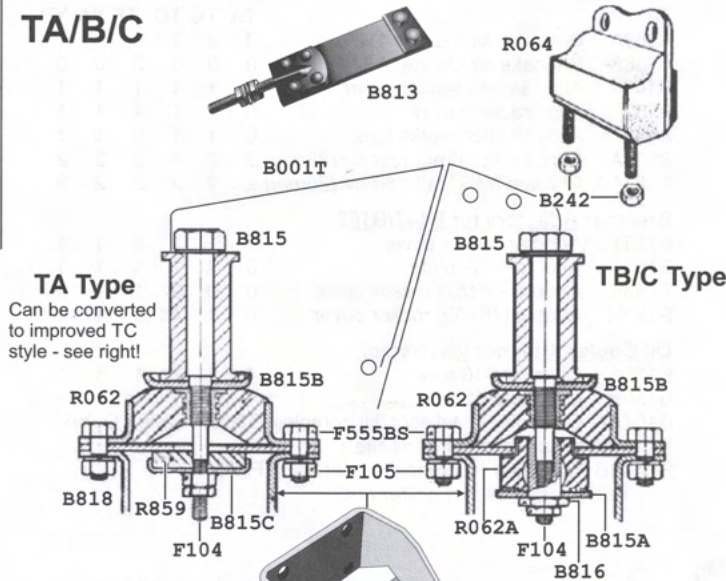
B489B Silencer-tail pipe m/steel	0	0	1	1	0	0
B489BS As above-stainless	0	0	1	1	0	0
B489C Front pipe-silencer m/steel	0	0	1	1	0	0
B489CS As above-stainless	0	0	1	1	0	0
B489D Front pipe-silencer m/steel	0	0	0	0	1	1
B489DS As above-stainless	0	0	0	0	1	1
B489F Silencer-tail pipe m/steel	1	1	0	0	1	1
B489FS As above-stainless	1	1	0	0	1	1
B490 Tailpipe trim-chrome 1 1/4"	0	0	1	1	0	0
B490T Tailpipe trim-chrome 1 1/4"	1	1	0	0	0	0
B490Y Tailpipe trim-chrome 1 1/4"	0	0	0	0	1	1
B491 Bracket-tailpipe	1	1	0	0	0	0
B845T Support-front pipe to g/box	0	0	1	1	1	1
B846 Bracket-exhaust to gearbox	0	0	1	1	1	1
B846A Spacer-exhaust bracket	0	0	1	0	1	1

G013 Gasket-front pipe flange	1	1	1	1	1	1
G014 Gasket-front pipe to silencer	1	1	0	0	0	0





TA/B/C



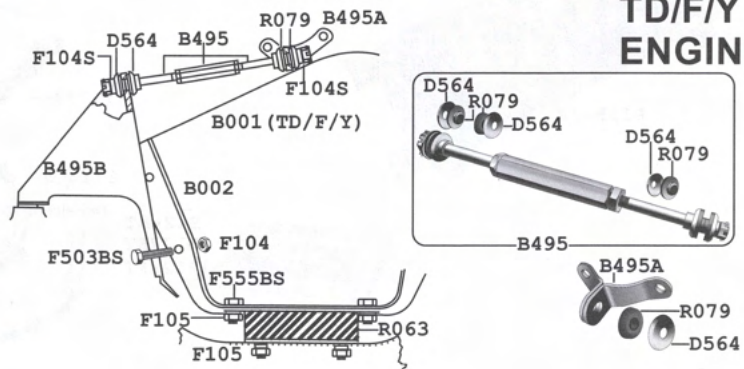
TA-B-C

		TA	TB/C
B001	Mount plate-front engine	1	1
B242	Nut-gearbox mount	4	4
B813**	Rebound straps-eng to chas (pair)	1	0
B815	Bolt-engine mount	2	2
B815A*	Washer-engine mount rebound	0	2
B815B	Cupped washer-top	2	2
B815C	Cupped washer-bottom	2	0
B815K	Cup & washer kit - engine mount	1	1
B816*	Sleeve nut-engine bolt	0	2
B818	Bracket-engine mount	2	2
F104	Nut - 5/16" BSF	1	1
F105	Nut-mount to chassis	4	4
F204	Locknut-mount bolt	2	2
F555BS	Bolt-gearbox mount to chassis	4	4
R062	Mount-engine-front	2	2
R062A*	rebound rubber (under R062)	0	2
R064	Mount-gearbox	2	2
R859	Rebound rubber	2	0

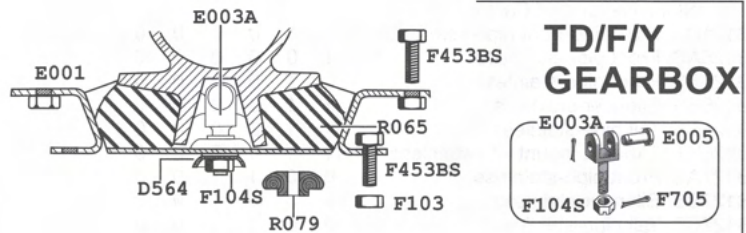
* These items needed to convert TA to improved TB/C mount.
 ** Clutch can easily crack if not fitted

TD-TF-Y

		TD	TF	YA	YB
B001	Mount Plate - Engine	1	1	1	1
B002	Bracket-engine mount	1	1	1	1
B003	Mount plate-front engine	1	1	1	1
B495	Steady link-engine to chassis	1	1	1	1
B495A	Bracket-water pump-steady link	1	1	1	1
B495B	Bracket-chassis to steady link	1	1	0	0
D564	Cup washer-gearbox mount	1	1	1	1
E001	Mount bracket-gearbox	1	1	1	1
E003A	Mount fork end assembly	1	1	1	1
E005	Clevis pin-gearbox mount	1	1	1	1
F104S	Slotted nut-steady link	2	2	2	2
F104S	Slotted nut-fork end	1	1	1	1
F105	Nut-engine mount + brackets	4	4	4	4
F503BS	Bolt-bracket to mount plate	4	4	4	4
R063	Mount-engine	1	1	1	1
R065	Mount-gearbox (pair)	1	1	1	1
R079	Bush-steady link to engine	4	4	4	4

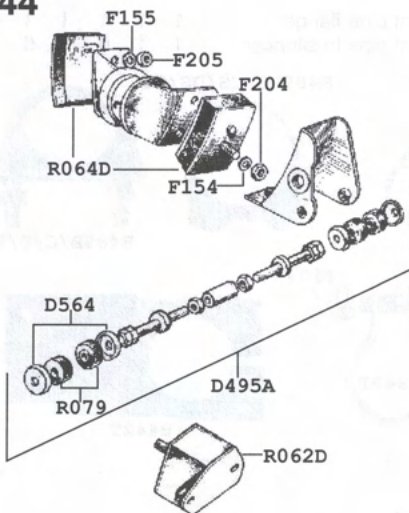


TD/F/Y ENGINE



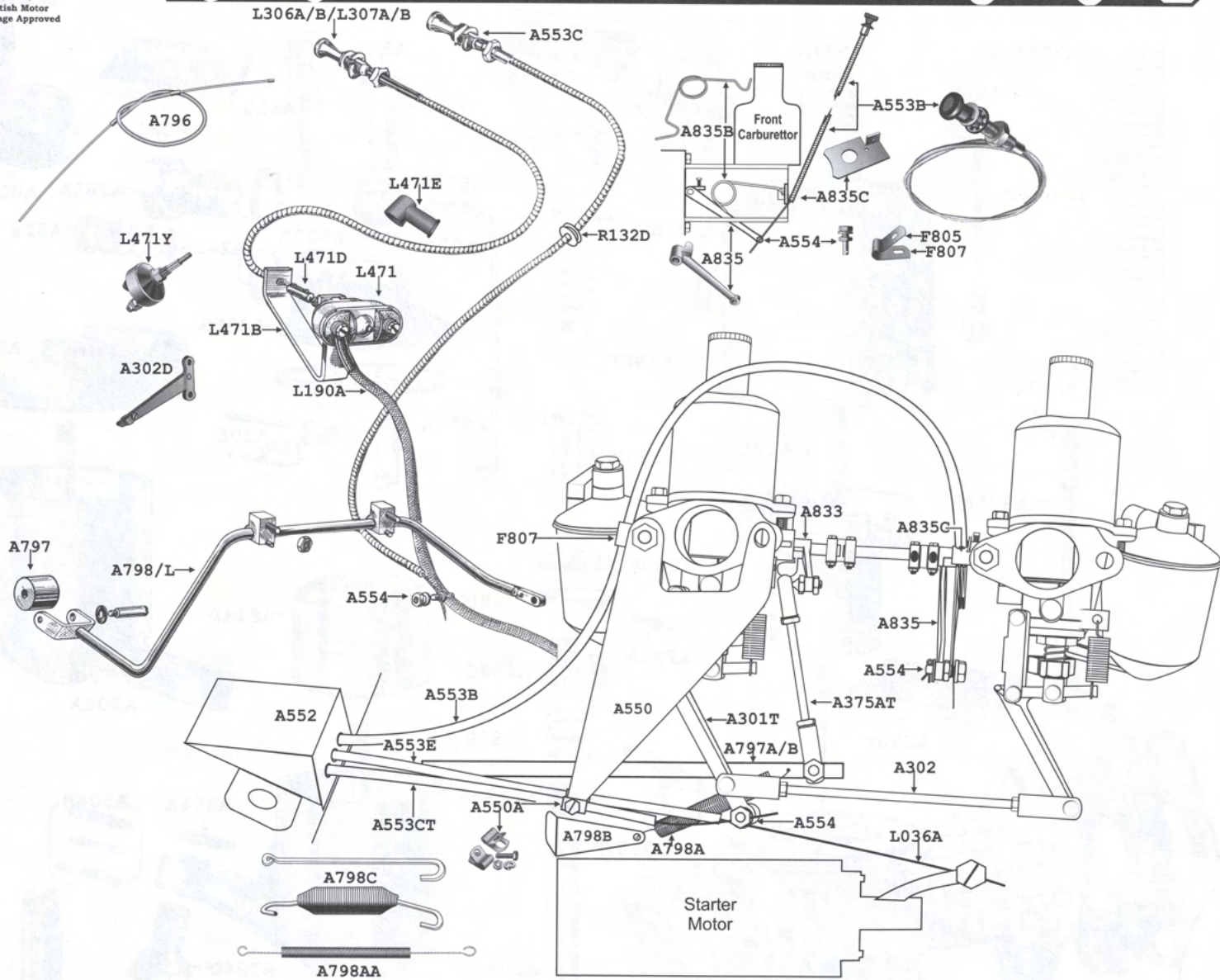
TD/F/Y GEARBOX

W4/44



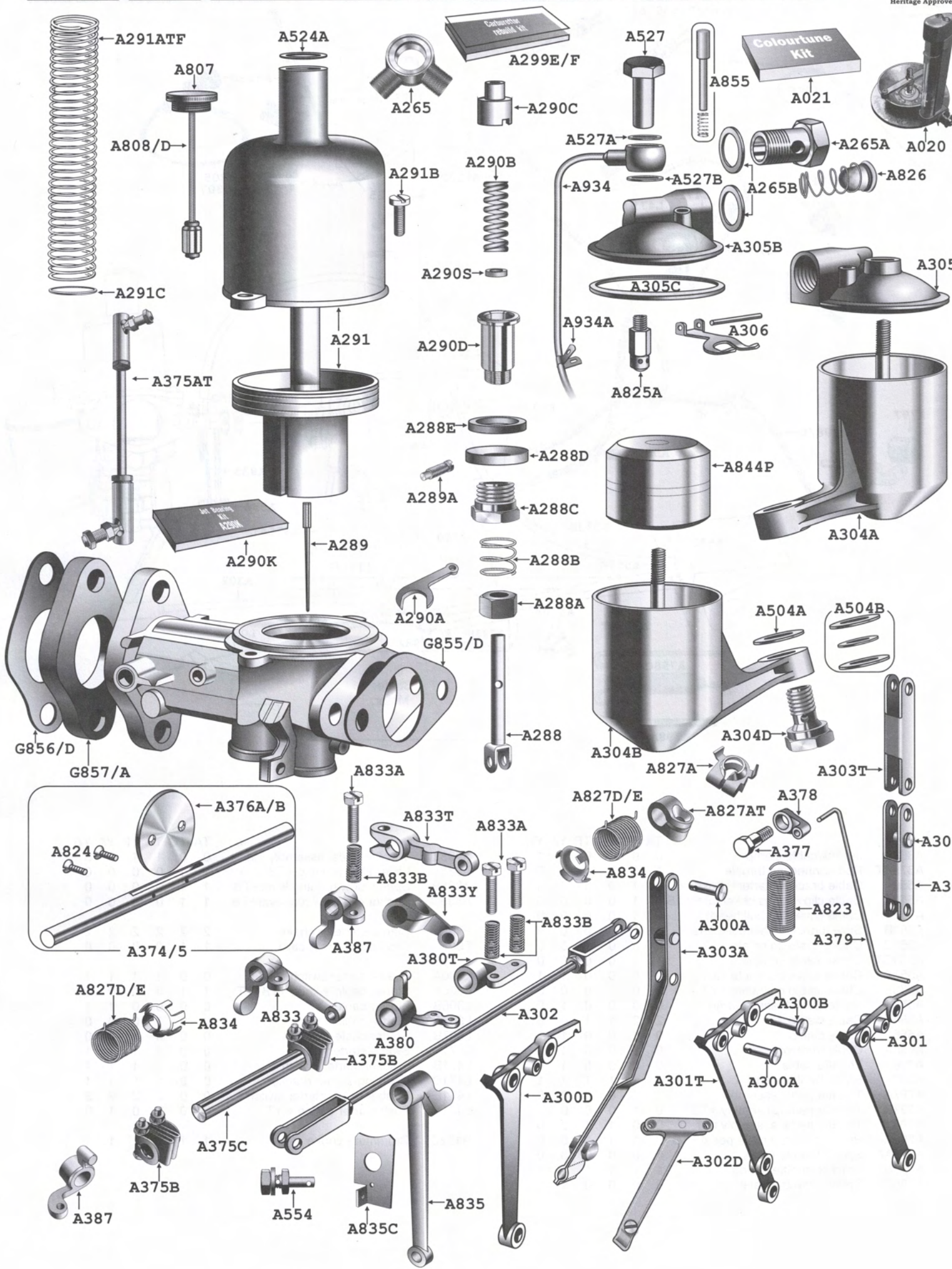
Wolseley 4/44

		W4
D495A	Steady link-gearbox	1
D564	Cup washer	4
F103	Nut - 1/4" BSF	2
F154	Spring washer-5/16"	AR
F204	Nut-5/16" UNF	AR
F205	Nut-3/8" UNF	AR
F155	Spring washer-3/8"	AR
F453BS	Set Screw 1/4" BSF x 3/4"	4
R062D	Mount-engine	2
R064D	Mount-gearbox	2
R079	Rubber bush-steady link	4



		TA	TC	TD	TF	YA	YB
A302D	Jet link/cable clamp	0	0	0	0	1	1
A375AT	Rod-connecting throttle	1	1	1	1	0	0
A550	Cable bracket-starter+choke	0	1	0	0	0	0
A550A	Cable clip+fixings chke/strter+TB	0	1	0	0	0	0
A552	Cable cover (on bulkhead)	0	1	0	0	0	0
A553B	Slow running cable complete	1	1	0	0	0	0
A553C	Choke cable complete	0	0	0	1	0	0
A553CT	Choke cable complete	1	1	0	0	0	0
A553CY	Choke cable complete exchg	0	0	0	0	1	1
A553E	Choke cable complete +YT	0	0	1	0	0	0
A553P	Starter switch assy (early)	0	0	0	0	1	0
A554	Cable clamp	2	2	1	1	0	0
A555	Cable clamp	0	0	0	0	1	1
A558A	Cable trunnion	0	0	0	0	1	1
A796	Throttle cable	0	0	0	0	1	1
A797	Roller-throttle pedal	1	1	1	1	1	1
A797A	Throttle pedal assembly	1	0	0	0	0	0
A797B	Throttle pedal assembly +TB	0	1	0	0	0	0
A798	Throttle pedal assembly rhd	0	0	1	1	0	0
A798A	Return spring-throttle pedal +TB	0	1	1	1	0	0
A798AA	Spring-throttle pedal	1	0	0	0	0	0
A798B	Bracket-throttle spring	1	1	1	1	1	1
A798C	Spring - throttle cable	0	0	0	0	1	1



		TA	TC	TD	TF	YA	YB
A798L	Throttle pedal assembly lhd	0	0	1	1	0	0
A835	Lever-slow running +TB	1	1	0	0	0	0
A835B	Spring-slow running lever+TB	1	1	0	0	0	0
A835C	Anchor clip-slow run lever+TB	1	1	0	0	0	0
F805	Clamp-starter + choke	2	2	2	2	2	2
F807	Clip-cable to rear carb	1	1	0	0	0	0
L190A	Lead - starter switch	0	0	1	1	1	1
L306A	Starter cable + knob +TB+YT	1	1	0	0	0	0
L306B	Starter cable	0	0	0	0	1	1
L307A	Starter cable +YT	0	0	1	0	0	0
L307B	Starter cable	0	0	0	1	0	0
L471	Switch-starter	0	0	1	1	1	1
L471B	Bracket-starter switch	0	0	1	1	1	1
L471D	Coupling-starter bracket	0	0	1	1	1	1
L471E	Rubber cover-starter switch	0	0	2	2	2	2
L471Y	Push starter switch + YT	0	0	0	0	1	0
R132D	Grommet - choke	1	1	1	1	1	1

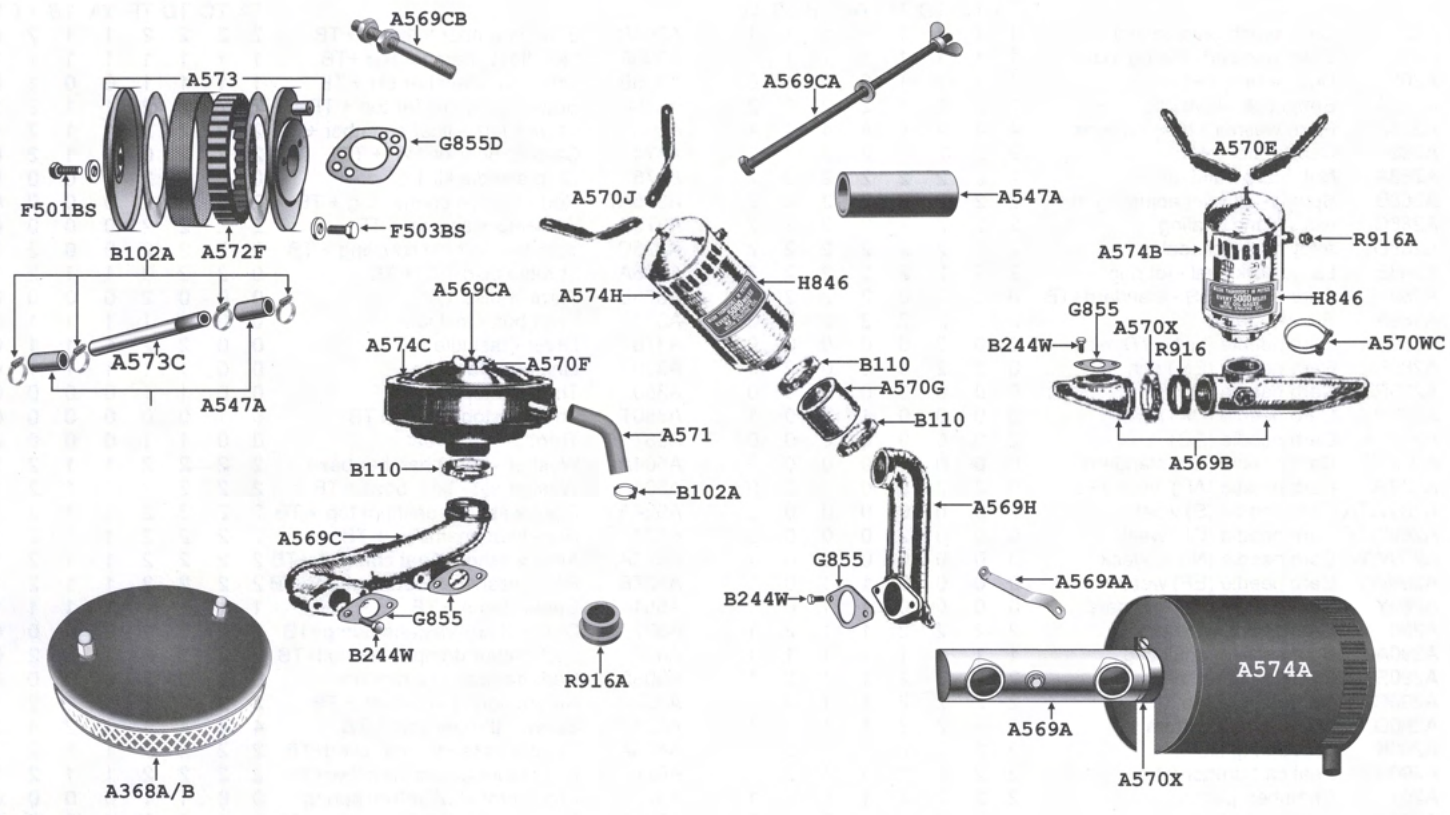




		TA	TC	TD	TF	YA	YB	YT	W			TA	TC	TD	TF	YA	YB	YT	W
A020	Carb synchronising tool	1	1	1	1	1	1	1	1	A304D	Bolt - chamber to body + TB	2	2	2	2	1	1	2	0
A021	Colortune carb mixing tool	1	1	1	1	1	1	1	1	A305A	Lid - float chamber RH +TB	1	1	1	1	1	1	1	1
A265	Double banjo +TB	1	1	1	1	0	0	1	0	A305B	Lid - float chamber LH + TB	1	1	1	1	0	0	1	0
A265A	Banjo bolt - float chamber	2	2	2	2	2	2	2	2	A305C	Seal- float chamber top + TB	2	2	2	2	1	1	2	1
A265B	Fibre washer - banjo unions	4	4	4	4	4	4	4	4	A306	Lever+ fork - float chamber + TB	2	2	2	2	1	1	2	1
A288	Carburettor jet	2	2	2	2	2	2	2	2	A374	Carb spindle kit 1 1/4" + TB	2	2	2	0	1	1	2	0
A288A	Nut - carb adjuster	2	2	2	2	2	2	2	2	A375	Carb spindle kit 1 1/2"	0	0	0	2	0	0	0	0
A288B	Spring - carb jet adjusting nut	2	2	2	2	2	2	2	2	A375AT	Rod - throttle connecting + TB	2	2	2	2	0	0	0	0
A288C	Nut - gland sealing	2	2	2	2	2	2	2	2	A375B	W clamp + screws + TB	2	2	2	2	0	0	0	0
A288D	Alloy ring - jet seal	2	2	2	2	2	2	2	2	A375C	Spindle - throttle coupling + TB	2	2	2	2	0	0	2	0
A288E	Large cork ES - jet ring	2	2	2	2	2	2	2	2	A376A	Throttle disc 1 1/4" + TB	0	2	2	0	1	1	2	0
A289	Carb needle ES - standard+TB	0	2	2	0	2	2	2	0	A376B	Throttle disc 1 1/2"	0	0	0	2	0	0	0	0
A289A	Screw needle	2	2	2	2	2	2	2	2	A377	Pivot bolt - fast idle	0	0	1	1	1	1	1	0
A289AA	Carb needle (Ls1) (TD mk2)	0	0	2	0	0	0	0	0	A378	Lever - fast idle	0	0	2	2	1	1	1	0
A289R	Carb needle (EM) rich +TB	0	2	2	0	0	0	2	0	A379	Link bar - fast idle	0	0	1	1	1	1	1	0
A289RTF	Carb needle (HI) rich	0	0	0	2	0	0	0	0	A380	Throttle stop - front	0	0	1	1	0	0	0	0
A289RY	Carb needle (DK) rich	0	0	0	0	1	1	0	1	A380T	Throttle stop - front + TB	0	1	0	0	0	0	0	0
A289TA	Carb needle (AC)	2	0	0	0	0	0	0	0	A387	Throttle stop - rear	0	0	1	1	0	0	0	0
A289TF	Carb needle (GJ) standard	0	0	0	2	0	0	0	0	A504A	Washer - float chamber base	2	2	2	2	1	1	2	1
A289W	Carb needle (AP) weak +TB	0	2	2	0	0	0	2	0	A504B	Washer set - float bowl + TB	2	2	2	2	1	1	2	1
A289WTA	Carb needle (S) weak	2	0	0	0	0	0	0	0	A524A	Fibre washer - dashpot top + TB	2	2	2	2	1	1	2	1
A289WTF	Carb needle (GL) weak	0	0	0	2	0	0	0	0	A527	Nut - float chamber + TB	2	2	2	2	1	1	2	1
A289WW	Carb needle (No 1) weak	0	0	0	0	0	0	0	1	A527A	Alloy washer - float chamber+TB	2	2	2	2	1	1	2	1
A289WY	Carb needle (EF) weak	0	0	0	0	1	1	0	1	A527B	Fibre washer - float chamber+TB	2	2	2	2	1	1	2	1
A289Y	Carb needle (F1) standard	0	0	0	0	1	1	0	1	A554	Cable clamp + TB	1	1	1	1	1	1	1	1
A290	Carb seal & washer kit	2	2	2	2	1	1	2	1	A807	Dashpot cp-brass-no damp+TB	2	2	0	0	0	0	0	0
A290A	Spanner - jet adjusting	1	1	1	1	1	1	1	1	A808	Carburettor damper-knurled+TB	2	2	2	0	1	1	2	0
A290B	Spring - gland seal	2	2	2	2	1	1	2	1	A808D	Carb damper - hexagonal	0	0	0	2	0	0	0	0
A290C	Jet bearing - top	2	2	2	2	1	1	2	1	A823	Return spring - carb jet + TB	2	2	2	2	1	1	2	1
A290D	Jet bearing - bottom	2	2	2	2	1	1	2	1	A824	Screw - throttle disc + TB	4	4	4	4	2	2	4	2
A290K	Jet bearing kit	2	2	2	2	1	1	2	1	A825A	Needle jet+seat - improved+TB	2	2	2	2	1	1	2	1
A290S	Seal carburettor jet	2	2	2	2	1	1	2	1	A826	Filter+spring-float chamber+TB	2	2	2	2	1	1	2	1
A291	Chamber piston	2	2	2	2	1	1	2	1	A827A	Clip - throt shaft return spring	0	0	1	1	0	0	0	0
A291ATF	Spring - carb piston	0	0	0	2	0	0	0	0	A827AT	Clip - throt shtf return spring+TB	1	1	0	0	0	0	0	0
A291B	Screw - piston chamber	---	AR	---	AR	---	AR	---	AR	A827D	Spring - throttle return (pr)+TB	0	1	0	0	0	0	0	0
A291C	Washer - piston spring	0	0	0	2	0	0	0	0	A827E	Spring - throttle return (pr)	0	0	1	1	0	0	0	0
A291M	Chamber - piston 1 1/2"	0	0	0	2	0	0	0	0	A833	Lever - thottle + TB	1	1	0	0	0	0	0	0
A298AX	Carburettors - recon (pr)	1	0	0	0	0	0	0	0	A833A	Screw - throttle stop + TB	2	2	2	2	1	1	2	1
A298BX	Carburettors - recon (pr) +TB	0	1	0	0	0	0	1	0	A833B	Spring - throttle stop + TB	1	1	1	1	1	1	1	1
A298CX	Carburettors - recon (pr)	0	0	1	0	0	0	0	0	A833T	Lever - throttle	0	0	1	1	0	0	0	0
A298DX	Carburettors - recon (pr)	0	0	0	1	0	0	0	0	A833Y	Lever - carb throttle shaft	0	0	0	0	1	1	0	0
A298EX	Carburettors - recon (single)	0	0	0	0	1	1	0	0	A834	Clip - carb spindle spring + TB	2	2	2	2	1	1	2	1
A298FX	Carburettors - recon (pr)	0	0	0	0	0	0	1	0	A835	Lever - slow ruuning + TB	1	1	0	0	0	0	0	0
A299E	Carburettor rebuild kit + TB	0	2	2	0	1	1	0	0	A835B	Spring-slow running lever + TB	1	1	0	0	0	0	0	0
A299F	Carburettor rebuild kit (TD late)	0	0	2	2	0	0	0	0	A835C	Anchor clip - slow run lever +TB	1	1	0	0	0	0	0	0
A300A	Clevis pin short	---	AR	---	AR	---	AR	---	AR	A844P	Float - carb - plastic + TB	2	2	2	2	1	1	2	1
A300B	Clevis pin long	---	AR	---	AR	---	AR	---	AR	A855	Tickler/lift pin assembly + TB	2	2	2	2	1	1	2	1
A300D	Jet lever	0	0	0	0	1	1	0	0	A934	Carb overflow pipe + TB	2	2	2	2	1	1	2	1
A301	Jet lever front +TB	1	1	0	0	0	0	0	0	A934A	Clip - carb vent pipes + TB	1	1	1	1	1	1	1	1
A301T	Jet lever front/rear	0	0	2	2	0	0	0	0	G855	Gasket - carb to filter 1 1/4" + TB	0	2	2	0	1	1	2	1
A302	Link jet levers + TB	1	1	1	1	0	0	0	0	G855D	Gasket - carb to filter 1 1/2"	0	0	0	2	0	0	0	0
A302D	Jet link	0	0	0	0	1	1	0	0	G856	Gasket - carb to mani 1 1/4" + TB	2	2	2	0	1	1	2	0
A303	Link carb jet +TB	1	1	0	0	0	0	0	0	G856D	Gasket - carb to mani 1 1/2"	0	0	0	2	0	0	0	0
A303A	Rear link carb	0	0	1	1	0	0	0	0	G857	Spacer - insulating carb 1 1/2"	0	0	0	2	0	0	0	0
A303T	Front link - carb jet	0	0	1	1	0	0	0	0	G857A	Spacer - insulating carb 1 1/4"+TB	2	2	2	0	1	1	2	0
A304A	Float chamber less lid RH + TB	1	1	1	1	1	1	1	1										
A304B	Float chamber less lid LH + TB	1	1	1	1	1	1	1	1										

* Services one carburettor - Note does NOT include main needle (see A289)

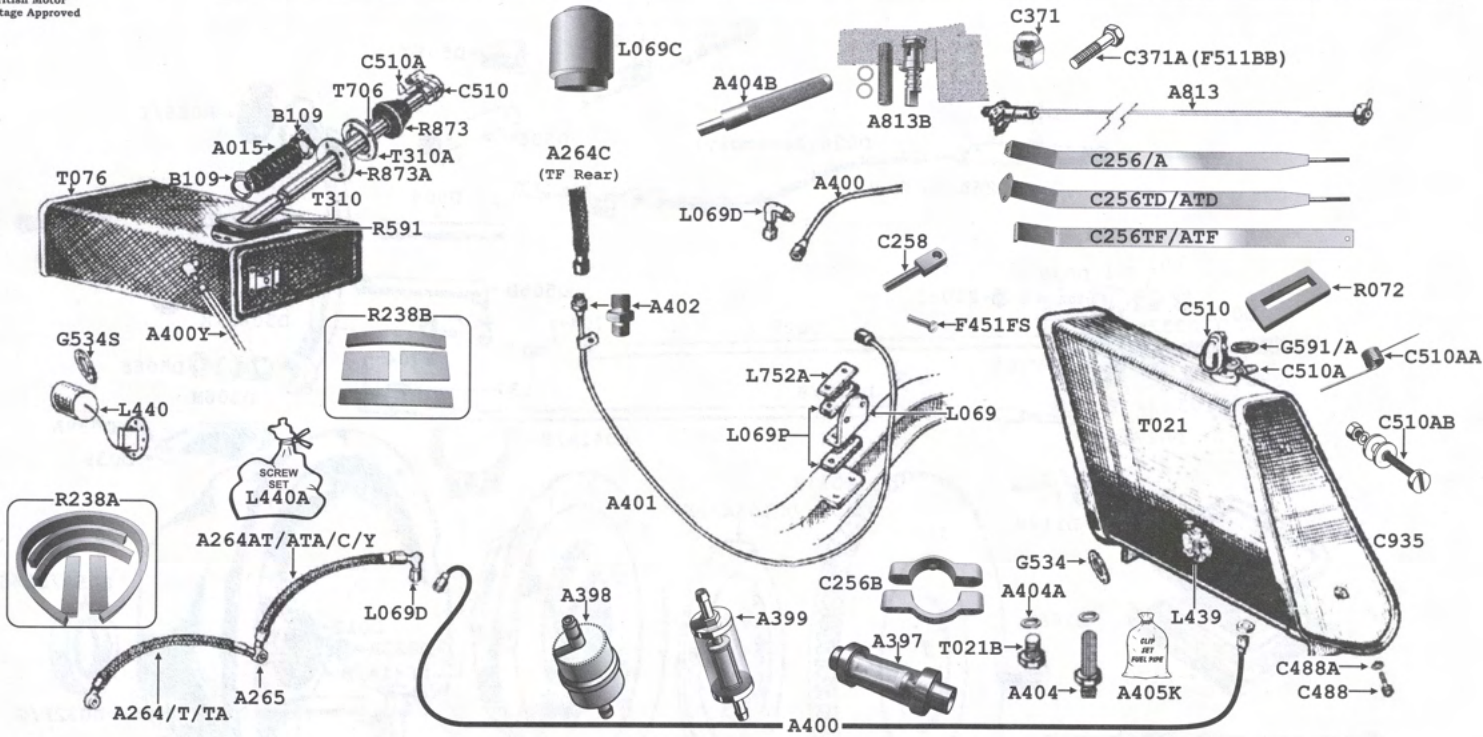




	TA	TC	TD	TF	YA	YB
A368A Pancake filter 1.25"	2	2	2	0	1	1
A368B Pancake filter 1.50"	0	0	0	2	0	0
A547A Hose-air cleaner	0	0	0	1	0	0
A569A Manifold-air	1	0	0	0	0	0
A569AA Bracket - air manifold	1	0	0	0	0	0
A569B Manifold-air (2-piece)+TB	0	1	0	0	0	0
A569C Manifold-air	0	0	1	0	0	0
A569CA Stud+wing nut-air mnfld-air clnr	0	0	1	0	0	0
★A569CB Stud+nuts-air manifold mounting	0	0	1	0	0	0
A569H Air pipe (alloy)	0	0	0	0	1	1
A570WC Wire clip - air cleaner + TB	1	1	0	0	0	0
A570E Bracket-air cleaner (pr)+TB	0	1	0	0	0	0
A570F Wing nut-air cleaner	0	0	1	0	0	0
A570G Hose-air cleaner	0	0	0	0	1	1
A570J Brackets-air cleaner (pr)	0	0	0	0	1	1
A570X Clip-air cleaner +TB	0	1	0	0	0	0
A571 Hose-air cleaner +YT	0	0	1	0	0	0
A572F Element-air cleaner (single)	0	0	0	1	0	0
A573 Air filter complete (pr)	0	0	0	1	0	0
A573C Metal pipe-rocker cover	0	0	0	1	0	0
A574A Air cleaner	1	0	0	0	0	0
A574B Air cleaner+TB	0	1	0	0	0	0
A574C Air cleaner (K&N filter)	0	0	1	0	0	0
A574H Air cleaner	0	0	0	0	1	1
B102A Clip-air cleaner hose	0	0	0	4	2	2
B110 Clip-air cleaner	1	0	1	0	2	2
B244W Bolt - air manifold	0	4	4	0	2	2
F501BS Bolt-air cleaner-front	0	0	0	4	0	0
F503BS Bolt-air cleaner to carb	0	0	0	4	0	0
G855 Gasket-air cleaner to carb	0	2	2	0	1	1
G855D Gasket-air cleaner to carb	0	0	0	2	0	0
H846 Label-air filter + TB	0	1	0	0	1	1
R916 Joint ring-air manifold	0	1	0	0	0	0
R916A Grommet-air cleaner-rock/cover	0	1	0	0	0	0

★ Suitable for reproduction air cleaners only!





		TA	TC	TD	TF	YA	YB
A015	Hose-filler pipe to tank	0	0	0	0	1	1
A264	Hose-carb to carb 16"	0	0	0	1	0	0
A264T	Hose-carb to carb 13"	0	0	1	1	0	0
A264TA	Hose-carb to carb 8"	1	0	0	0	0	0
A264AT	Hose-pump to carb 18"	0	1	0	0	0	0
A264AY	Hose-pump to carb 18"	0	0	0	0	1	1
A264ATA	Hose-pump to carb 13"	1	0	0	0	0	0
A264C	Hose-pump to carb 15"	0	0	1	1	0	0
A265	Banjo union-rear carb	1	1	1	1	0	0
A265B	Washer-fibre-unions	4	4	4	4	2	2
A397	Filter - in line - brass & glass	1	1	1	1	1	1
A398	Filter - in line fuel - plastic	1	1	1	1	1	1
A399	Filter - in line fuel - glass&chrome	1	1	1	1	1	1
A400	Fuel pipe-tank to pump	0	0	1	1	0	0
A400Y	Fuel pipe-tank to pump	0	0	0	0	1	1
A400A	Fuel pipe-tank to union	1	0	0	0	0	0
A400B	Fuel pipe-union to tap/pipe	1	0	0	0	0	0
A400C	Fuel pipe-tap to pump	1	0	0	0	0	0
A401	Fuel pipe pump to hose	0	0	0	1	0	0
A402	Union-pipe to hose + TD Mk 2	0	0	1	1	0	0
A404	Adapter & filter-fuel tank	1	1	1	1	0	0
A404A	Washer-f/tank plug & adaptor	2	2	2	2	0	0
A404B	Replacement filter - fuel outlet	1	1	1	1	0	0
A405A	Fuel pipe-tank to union	0	1	0	0	0	0
A405B	Fuel pipe-union to pump	0	1	0	0	0	0
A405K	Clip set - fuel pipe to chassis	0	1	0	0	0	0
A813	Fuel reserve tap & control + TB	1	0	0	0	0	0
A813B	Repair kit - fuel reserve tap +TB	1	0	0	0	0	0
B109	Clip-Filler Pipe Hose	0	0	0	0	0	2
C256	Tank straps-chrome (pair)	1	1	1	0	0	0
C256A	Tank straps-plain (pair)	1	1	1	0	0	0
C256B	Bracket- bottom-tank strap	2	2	2	0	0	0
C256ATD	Tank straps-plain (pair)	0	0	1	0	0	0
C256TD	Tank straps-chrome (pair)	0	0	1	0	0	0
C256ATF	Tank straps-plain (pair)	0	0	0	1	0	0
C256TF	Tank straps-chrome (pair)	0	0	0	1	0	0
C258	Bracket-tank strap-bottom	0	0	0	2	0	0
C371	Dome nut - tank strap	4/2	4/2	4/2	4/2	0	0
C371A	(F511BB)						
C488	Dome bolt-tank end	4	4	4	4	0	0
C488A	Washer-dome bolt	4	4	4	4	0	0
C510	Filler cap-fuel tank	1	1	1	1	1	1
C510A	Release trigger-filler cap	1	1	1	1	1	1
C510AA	Spring-fuel cap trigger+YT	1	1	1	1	1	1
C510AB	Fitting kit - trigger to cap	1	1	1	1	1	1
C935	Tank end panel set	1	1	0	0	0	0

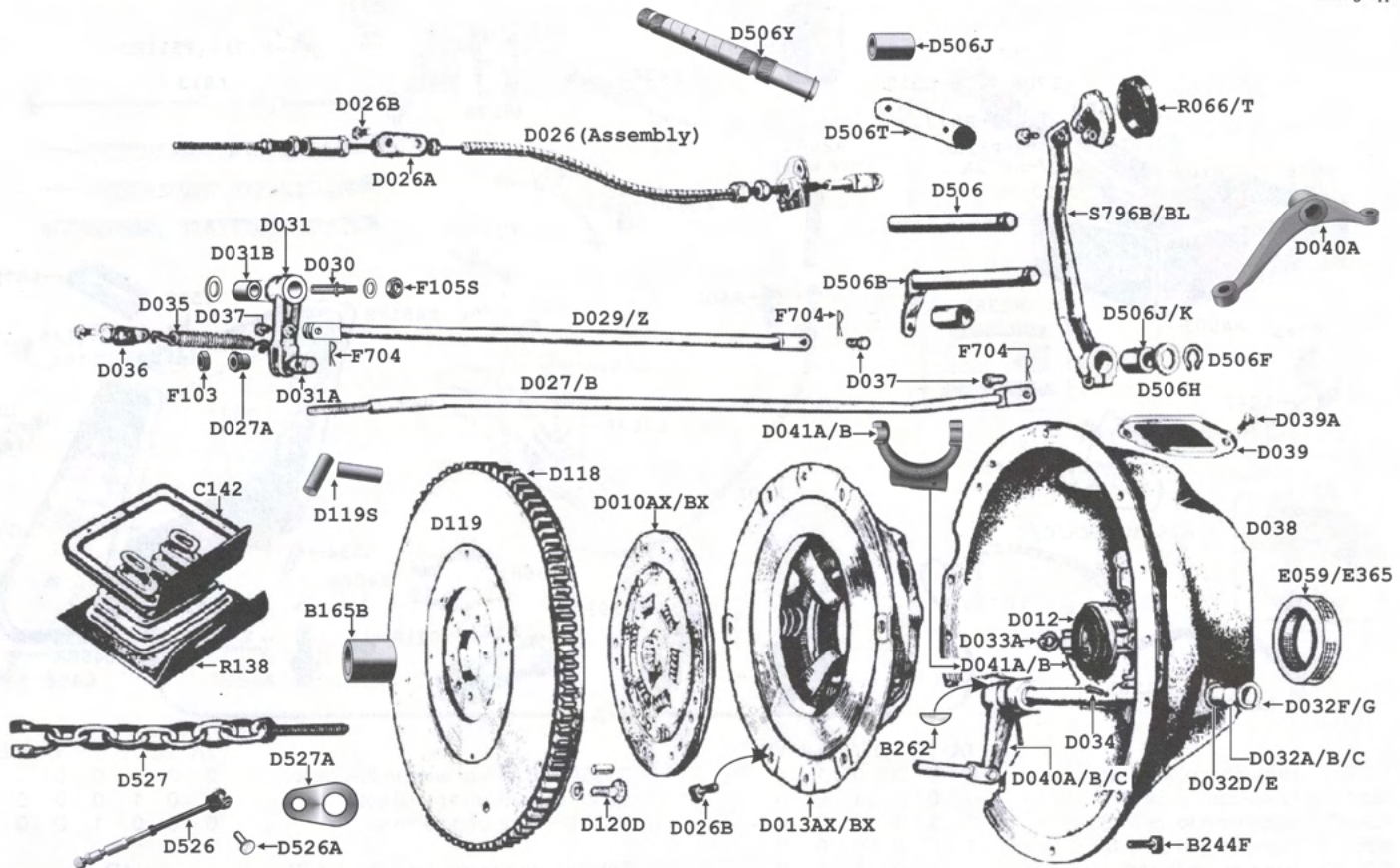
		TA	TC	TD	TF	YA	YB
C935A	Bolt-rear wing to fuel tank	2	2	0	0	0	0
C935TD	Tank end panel set	0	0	1	0	0	0
C935TF	Tank end panel set	0	0	0	1	0	0
F451FS	Set screw-1/4" UNF x 1/2"	--- AR ---					
F511BB	Bolt for C371	4/2	4/2	4/2	4/2	0	0
G534S	Gasket set-tank sender unit	0	1	1	1	1	1
G591	Gasket-filler cap +TB + YT	1	1	0	0	1	0
G591A	Gasket-filler cap	0	0	1	1	0	1
L069	Bracket - fuel pump	1	1	1	1	1	1
L069C	Cover fuel pump	0	0	0	1	0	0
L069D	Angle union - fuel pump	2	2	2	2	2	2
L069P	Pad set (pr) fuel pump mount	0	0	1	1	1	1
L439	Tank sender unit with float	0	1	1	1	0	0
L440	Tank sender unit with float	0	0	0	0	1	1
L440A	Screw set-tank sender unit	0	1	1	1	1	1
L752A	Plate - rear fuel pump only	0	0	0	1	0	0
R061	Rubber cover-rear fuel pump	0	0	0	1	0	0
R072	Grommet-rad shell+reserve tap	3	3	3	0	0	0
R074	Rubber strips-tank strap(pr)	1	1	1	1	0	0
R092	Grommet-radiator shell+rsvr tap	3	3	3	0	0	0
R238A	Pad set-fuel tank/chassis	1	1	1	0	0	0
R238B	Pad set-fuel tank/chassis	0	0	1	1	0	0
R591	Seal-fuel tank to floor	0	0	0	0	1	1
R873	Grommet-fuel filler neck	0	0	0	0	1	1
R873A	Seal-fuel filler-body side	0	0	0	0	1	1
T021T	Fuel tank 80.30cm (w/neck)	1	0	0	0	0	0
T021TA	Fuel tank 93.00cm (w/neck)	1	0	0	0	0	0
T021TC	Fuel tank (w/neck)	0	1	0	0	0	0
T021TD	Fuel tank (w/neck)	0	0	1	0	0	0
T021TF	Fuel tank (w/neck)	0	0	0	1	0	0
T021A	Neck only-fuel tank	1	1	1	1	0	0
T076	Fuel tank	0	0	0	0	1	1
T076A	Filler pipe +YT	0	0	0	0	1	1
T076S	Fuel tank (stainless steel)	0	0	0	0	1	1
T310	Plate-tank seal to floor	0	0	0	0	1	1
T310A	Plate-filler neck to wing	0	0	0	0	1	1
TD Mk 2	(Twin fuel pumps)						
A264	Hose-carb to carb 16"					3	
A264AT	Hose-pump to carb 18"					1	
A402	Union-pipe to hose + TD Mk 2					1	

★ TF with under bonnet pump
★★ TF with rear mounted pump

See Page 43 for Fuel Pumps




Clutch & Flywheel



		TA	TC	TD	TF	YA	YB			TA	TC	TD	TF	YA	YB
B165B	Bush-crankshaft+TB	0	1	1	1	0	0	D038	Clutch housing 7/4"+YT	0	0	1	0	1	0
B244F	Bolt-clutch housing+YT	10	10	10	10	10	10	D038F	Clutch housing 8"	0	0	1	1	0	1
B262	Woodruff key-clutch shaft	1	1	1	1	1	1	D038T	Clutch housing 7/4"+TB	0	1	0	0	0	0
C142	Plate-retainer pedal excldr	1	1	1	1	0	0	D039	Cover plate	0	1	1	1	1	1
D004A	Alignment tool	1	1	1	1	1	1	D039A	Screw-inspection plate cover	0	2	2	2	2	2
D010AX	7/4" Clutch plate-exchange (TD to eng.9407 YA to 16915)	0	1	1	0	1	0	D040A	Lever-clutch shaft + TB	0	1	0	0	0	0
D010BX	8" Clutch plate-exchange (TD/F after eng. 9407 YA/B after 16915)	0	0	1	1	1	1	D040B	Lever-clutch shaft 5/8"	0	0	1	0	1	0
D012	Release bearing (carbon)	0	1	1	1	1	1	D040C	Lever-clutch shaft 3/4"	0	0	1	1	0	1
D012S	Spring - clutch release lever + TB	0	3	3	3	3	3	D041A	Fork-clutch 5/8"	0	1	1	0	1	1
D013AX	7/4" Cover assembly-exchng (TD to eng.9407 YA to 16915)	0	1	1	1	1	1	D041B	Fork-clutch 3/4"	0	0	1	1	1	1
D013BX	8" Cover assembly-exchange (TD/F after eng.9407 YA/B after 16915)	0	0	1	1	1	1	D042	Pin-shaft lever	0	1	1	1	1	1
D026	Clutch cable assembly (early TD only)	0	0	1	0	1	1	D056X	Plate-re-corked exchange	1	0	0	0	0	0
D026A	Abutment-clutch cable (sump side for clutch release cable)	0	0	1	0	1	1	D118	Ring gear 120T x 8"	0	0	1	1	0	1
D026B	Screw-abutment	0	0	2	0	2	2	D118T	Ring gear 93T x 7/4"	0	1	0	0	1	0
D026B	Screw-clutch to flywheel	0	6	6	6	6	6	D118TD	Ring gear 120T x 7/4"	0	0	1	0	1	0
D027	Clutch release rod (late TD/TF only)	0	0	1	1	0	0	D119	Flywheel for 7/4" clutch	0	1	1	0	1	0
D027A	Adjuster nut-clutch release	0	0	1	1	1	0	D119S	Dowel set	1	1	1	1	1	1
D027B	Clutch rod - LHD	0	0	1	1	0	0	D119T	Flywheel for 8" clutch	0	0	1	1	0	1
D029	Clutch connecting rod	0	0	1	1	1	1	D120D	Bolt-flywheel to crank	0	4	4	4	4	4
D029Z	Clutch con rod - adjustable	0	0	1	1	1	1	D410A	Pedal-clutch	1	1	0	0	0	0
D030	Clutch pivot pin	0	0	1	1	1	1	D506	Shaft(rhd)-clutch/brake pedal	0	0	1	1	0	0
D031	Clutch release lever	0	0	1	1	1	1	D506B	Shaft(lhd)-clutch/brake pedal	0	0	1	1	0	0
D031A	Lower trunnion bush	0	0	1	1	1	1	D506E	Tube-chassis-pedal shaft	0	0	1	1	0	0
D031B	Bush-clutch lever	0	0	1	1	1	1	D506F	Circlip-pedal shaft 3/4"	0	0	2	2	2	2
D032A	Shaft-clutch 5/8"+TB	0	1	0	0	0	0	D506H	Thrust washer-pedal shaft	0	0	2	2	0	0
D032B	Shaft-clutch 5/8"+YT	0	0	1	0	1	0	D506J	Bush-brake/clutch pedal	2	2	0	0	1	1
D032C	Shaft-clutch 3/4"	0	0	1	1	0	1	D506K	Bush-brake/clutch pedals	0	0	2	2	0	0
D032D	Bush-shaft 5/8"+TB/YT	0	2	2	0	2	0	D506T	Shaft-clutch/brake pedal	1	1	0	0	0	0
D032E	Bush-shaft 3/4"	0	0	2	2	0	2	D506Y	Shaft-clutch/brake pedal+YT	0	0	0	0	1	1
D032F	Circlip-shaft 5/8"+TB/YT	0	2	2	0	2	0	D526	Release rod assy clutch	1	0	0	0	0	0
D032G	Circlip-shaft 3/4"	0	0	2	2	0	2	D526A	Clevis pin-clutch rod	1	0	0	0	0	0
D033A	Circlip-release fork	0	2	2	2	2	2	D527	Clutch chain assembly+TB	0	1	0	0	0	0
D034	Taper pin-release fork	0	1	1	1	1	1	D527A	Bracket-clutch spring-starter bolt	0	1	0	0	0	0
D035	Return spring-clutch mechanism	0	0	1	1	1	1	E059	Oil seal-clutch housing+YT	0	0	1	1	1	1
D035T	Return spring-clutch + TB	0	1	1	0	0	0	E365	Oil seal-clutch housing	1	1	0	0	0	0
D036	Bracket-return spring	0	1	1	1	1	1	F103	Lock nut-clutch rod adjuster	0	0	1	1	0	1
D037	Clevis pin set (3)	0	0	1	1	1	1	F105S	Lock nut-clutch pivot pin	0	0	1	1	1	1
								F704	Split pin-clevis pin	0	0	3	3	0	3
								R066	Pedal pad-brake/clutch	0	0	2	2	2	2
								R066T	Pedal pad-brake/clutch	2	2	0	0	0	0
								R138	Draught excluder-pedals	1	1	1	1	0	0
								S796B	Pedal-rhd	0	0	1	1	0	0
								S796BL	Pedal-clutch lhd	0	0	1	1	0	0
								S799	Pedal box rhd	0	0	1	1	0	0

TD/Y to determine clutch size without dismantling, check diameter of clutch shaft protruding from bell housing.
 7/4" clutch used 5/8" (15.8mm) O.D shaft
 8" clutch used 3/4" (19mm) O.D shaft



TD/F Kit Contents:

- Cast aluminium Bell Housing
- Gasket-Bell Housing/Gearbox
- Spigot Bush.
- Gearbox Mounting-Rear
- Engine Mount-Front
- Cross Member.
- Cross Member Side Supports x 2
- Engine Mount Packing Plate.
- Exhaust Support Bracket.
- Engine Torque Reaction Brkt/Bolt.
- Floor Rail Support Brackets x 2
- Chrome Gear Lever Assembly
- Clutch Plate (7.25" or 8")
- Speedometer Cable/Circlip.
- Brake Pipe (RHD only)
- Fan Spacer + Bolts (TF only).
- Front Wing Tie Bar (TF only).
- Propshaft.
- Gearbox Cover in Moulded ABS.
- All Bolts and Fasteners
- Detailed Fitting Instructions.
- Loctite.

E250	Sierra gearbox-reconditioned	All
E250C	Gearbox conversion kit-5 speed	TC
E250D	Gearbox conversion kit-5 speed	TD
E250F	Gearbox conversion kit-5 speed	TF
E250G	Gearbox conversion kit-5 speed	Y

E250Z	Aligment tool	All
J300SA	Carpet set-black - for conv only	TD/F
J300SM	Carpet set-red for - conv only	TD/F
J302SA	Tunnel carpet only - black	TD/F

This beautifully engineered kit is supplied with every part needed to adapt a modern 5-speed all synchro gearbox for use in your T or Y-Type, offering relaxed cruising, less vibration, greater economy and longer engine life. It uses a Ford Sierra Type 9 gearbox as used on 1.6L and 1.8L (1982-91) and 2.0L (1982-87). The gearbox is not part of the kit, but we can supply a guaranteed unit, or a sound unit can often be obtained cheaply from a vehicle dismantler. The original clutch assembly is retained, as is the cross-shaft and release mechanism. The gear lever stays in the original position, and there is little evidence of the conversion once fitted. It is easy to revert to original equipment should this be required.

Speedo Calibration:

Your vehicle speedometer will need re-calibrating. Instructions on how to measure the vehicle speedometer characteristics for re-calibration are included.

Note. Chronometric Speedometers TABC & early TD are difficult to recalibrate. A small step up gearbox is available that fits directly into the speedo cable entry point on the Ford gearbox. This gearbox will then drive the original cable to the speedometer. The owner must send his speedo together with calibration data obtained from the vehicle to enable the correct unit to be supplied.

For competition use, a heavy duty version gearbox is available, details on request.

TD/YB Axle Ratio 5.125:1

- 4th Gear – 14.42 mph/1000 rpm
- 5th Gear – 17.60 mph/1000 rpm
- 70 mph 4584 rpm – 4th Gear
- 70 mph 3787 rpm – 5th Gear


TF Axle Ratio 4.875:1

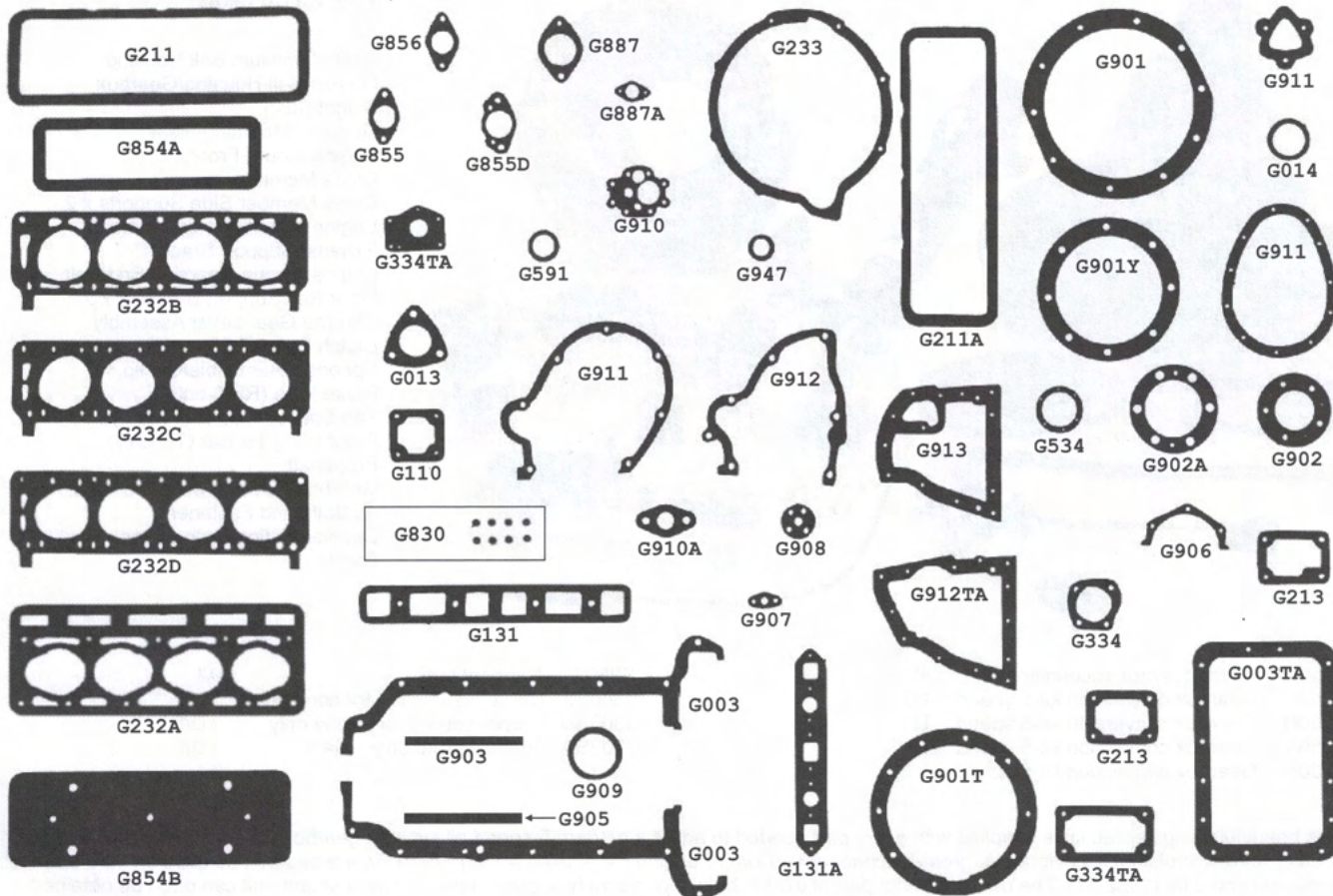
- 4th Gear – 15.16 mph/1000 rpm
- 5th Gear – 19.78 mph/1000 rpm
- 70 mph 4617 rpm – 4th Gear
- 70 mph 3787 rpm – 5th Gear

Gear Ratios T/Y 5 Speed Conversion

First	3.50	3.65
Second	2.07	1.97
Third	1.385	1.37
Fourth	1.00	1.00
Fifth	N/A	0.82

TD/F/Y check clutch size see note Page 20





COMPLETE GASKET SETS

	TA	TC	TD	TF	YA	YB
G001 Head set-round water holes	0	0	1	0	0	1
G001A Head set-copper hd gasket	1	0	0	0	0	0
G001T Head set-oval water holes	0	1	1	0	1	0
G001TA Head set-composition hd gkt (Cheaper alternative to G001A)	1	0	0	0	0	0
G001C Head set-1250cc	0	0	0	1	0	0
G001D Head set-1500cc	0	0	0	1	0	0
G001S Head set-less head gasket	0	1	1	1	1	1
G002 Conversion set-(lower eng)	0	1	1	1	1	1
G002TA Conversion set-(lower eng)	1	0	0	0	0	0
G004 Sump set (sump gasket+seals)	0	1	1	1	1	1

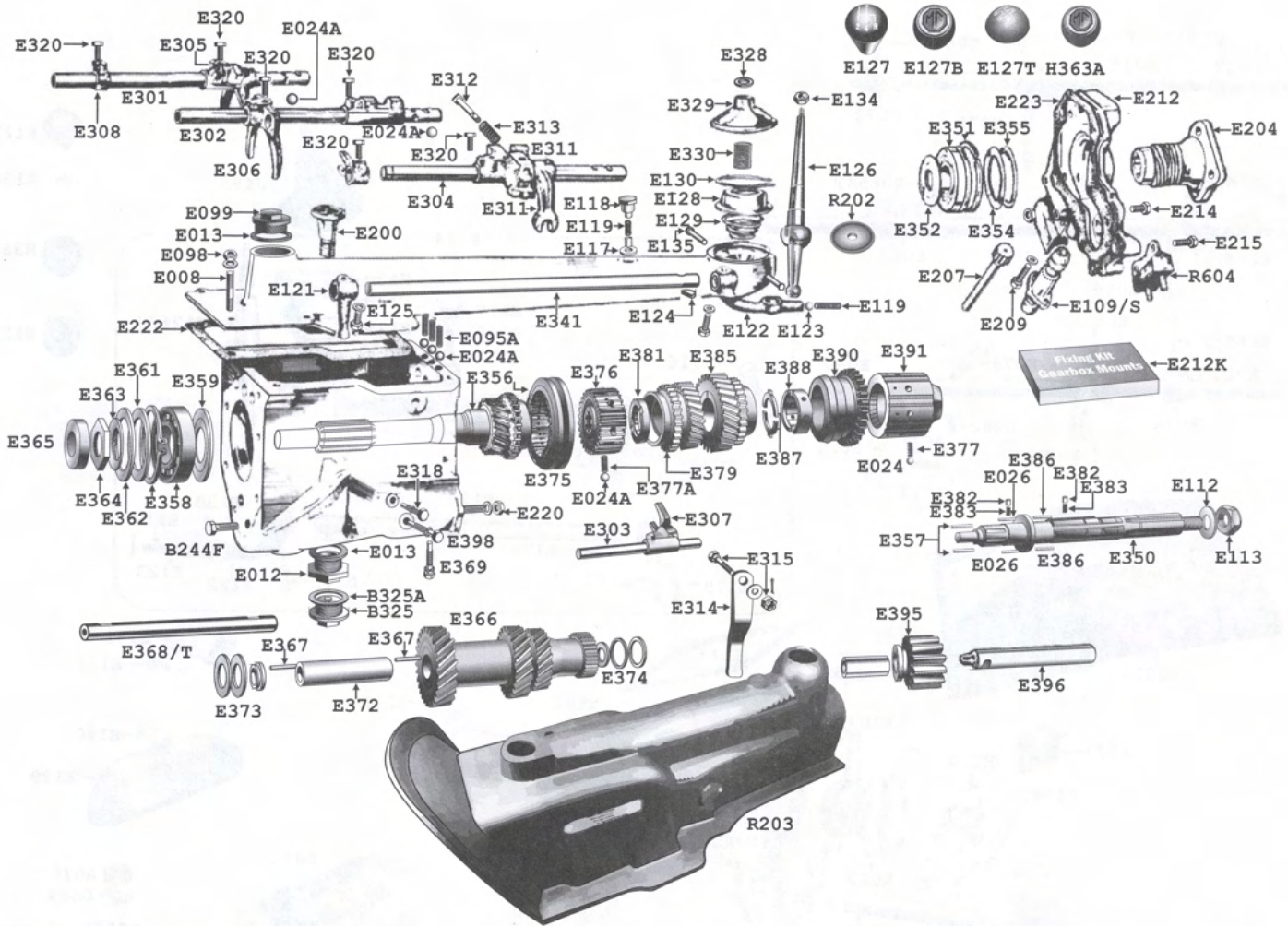
Note:
G001 + G002 = complete engine set(G004 incl in G002)

INDIVIDUAL GASKETS

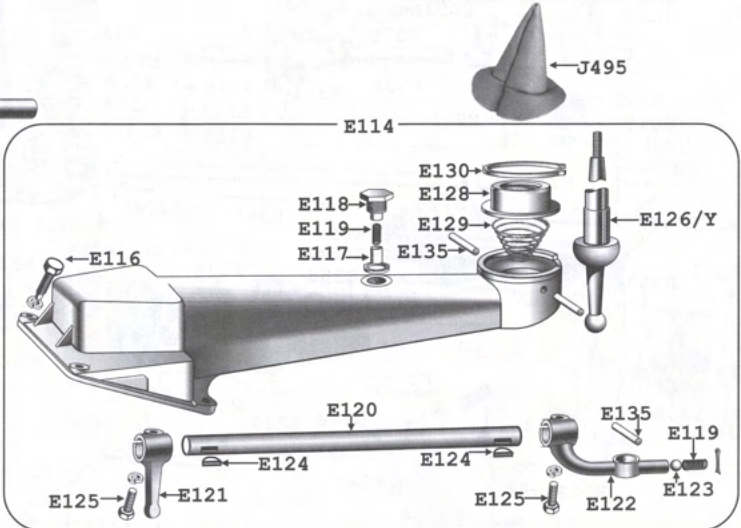
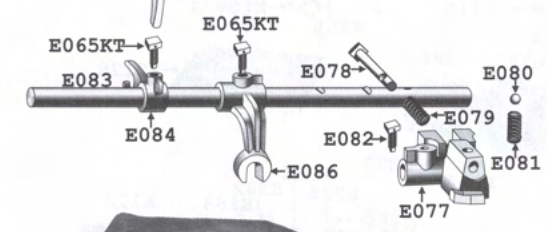
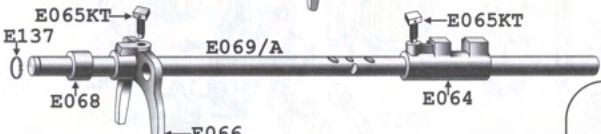
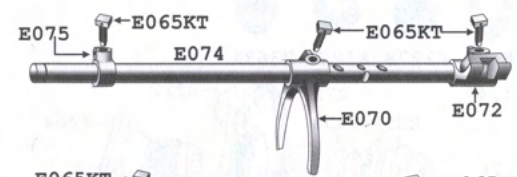
	TA	TC	TD	TF	YA	YB
G003 Sump	0	1	1	1	1	1
G003TA Sump	1	0	0	0	0	0
G013 Exhaust flange	1	1	1	1	1	1
G014 Front pipe to silencer	1	1	0	0	0	0
G110 End plate-steering box	1	1	0	0	0	0
G111 Top plate-steering box	1	1	0	0	0	0
G131 Manifold to cylinder head	0	1	1	1	1	1
G131A Manifold to cylinder head	1	0	0	0	0	0
G211 Rocker cover	0	1	1	1	1	1
G211A Rocker cover	1	0	0	0	0	0
G212 Rear plate-cylr head (cork)	0	1	1	1	1	1
G213 Gasket-front cylinder head+TB	0	1	1	1	1	1
G232A Cylinder head-composition (Cheaper alternative to G232AA)	1	0	0	0	0	0
G232AACylinder head-copper	1	0	0	0	0	0
G232B Cylinder head-oval holes (TD to eng no.17968 YA to eng no 17462)	0	1	1	0	1	0
G232C Cylinder head-round holes (TD from eng.17969 YA/B from eng 17463)	0	0	1	1	0	1
G232D Cylinder head-1500cc	0	0	0	1	0	0
G233 Clutch housing to engine	1	0	0	0	0	0
G334 Water pump flange	0	1	1	1	1	1

	TA	TC	TD	TF	YA	YB
G334TA Water pump flange	1	0	0	0	0	0
G334A Front + rear-cylinder head	2	0	0	0	0	0
G534 Fuel sender unit	0	1	1	1	1	1
G534A Gasket - backplate tank sender	1	1	1	1	1	1
G591 Fuel tank neck	1	1	1	1	1	1
G830 Oil seal set-valve stem (8)	1	1	1	1	1	1
G830A Oil seal (improved design)	8	8	8	8	8	8
G854A Tappet side plate	1	0	0	0	0	0
G854B Tappet side plate	0	1	1	1	1	1
G855 Air cleaner to carb	0	2	2	2	1	1
G856 Manifold to carb	2	2	2	4	1	1
G857 Spacer-inlet manifold	0	0	0	2	0	0
G887 Thermostat flange	1	1	1	1	1	1
G887A Bypass to thermostat	1	1	1	1	1	1
G901 Differential-housing	1	1	1	1	1	1
G902 Rear hub flange +YT	0	0	0	0	2	0
G902A Rear hub flange	2	2	0	0	0	0
G903 Seal(upper/lower)-frnt crnk	0	2	2	2	2	2
G903A Lip seal-front of crank (replaces G903 2 piece seal)	0	1	1	1	1	1
G905 Cork seal-rear main bearing	0	1	1	1	1	1
G906 Oil thrower cover	0	1	1	1	1	1
G907 Oil pick up (in sump) (TD to eng 14947 YA to eng 17382)	0	1	1	0	1	0
G908 Oil pick up (in sump) (TD from eng 14948 YA/B from eng 17383)	0	0	1	1	0	1
G909 Oil strainer (in sump)	0	1	1	1	1	1
G910 Oil pump body	0	1	1	1	1	1
G910TA Oil pump body	1	0	0	0	0	0
G910A Oil pipe to pump	1	1	0	0	1	0
G911 Timing cover	0	1	1	1	1	1
G911T Timing cover	1	0	0	0	0	0
G912 Gasket-engine front plate+TB	0	1	1	1	1	1
G912TA Front engine mount plate	1	0	0	0	0	0
G913TA Flywheel housing	1	0	0	0	0	0
G947 Felt seal-timing cover	1	0	0	0	0	0
X389 'Hylomar' joint compound	---	A/R	---	---	---	---

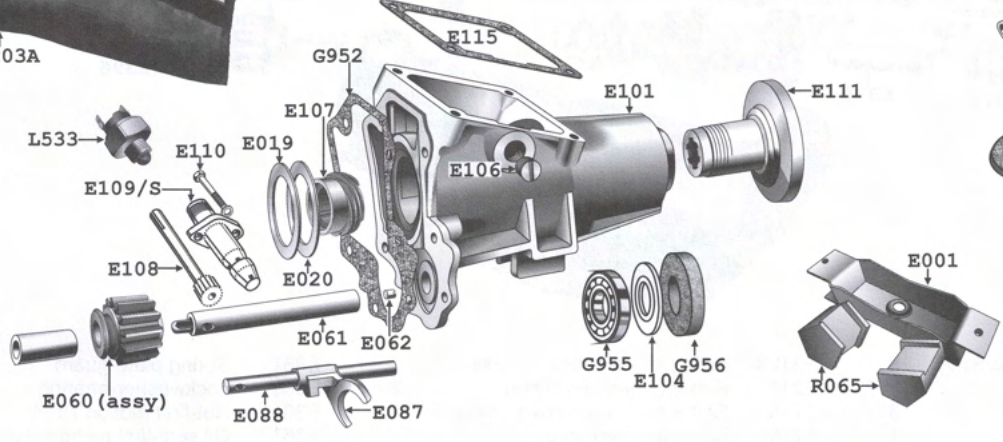
FOR GEARBOX GASKETS - SEE SEPARATE GEARBOX SECTION




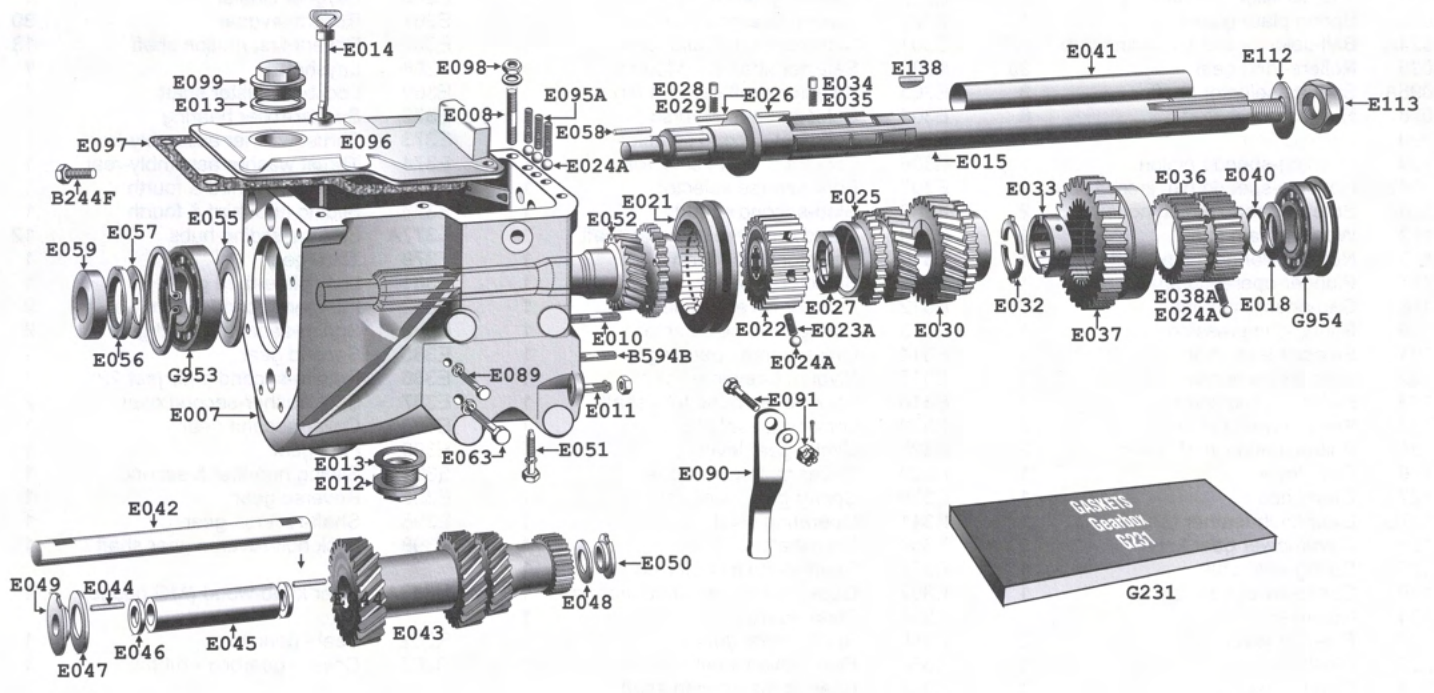
B244F	Bolt-gearbox to clutch housing	8	E212K	Fixing kit - gearbox mounts	1	E362	Spring plate-guard	1
E008	Stud-top cover	6	E214	Bolt-mount-cover (short)	2	E363	Lockwasher-bearing	1
E012	Plug-oil drain	1	E215	Bolt + nut-mount-cover (long)	2	E364	Nut-first motion shaft	1
E013	Washer-filler + drain plug	2	E220	Nut-rear cover stud	3	E365	Oil seal-first motion shaft	1
E020	Spring plate-guard	1	E222	Gasket-gearbox top	1	E366	Laygear cluster	1
E024A	Ball-selector shaft + sliding hub	AR	E223	Gasket-gearbox rear	1	E367	Rollers-laygear	30
E026	Rollers-third gear	36	E301	Selector shaft-first/second	1	E367	Rollers-first motion shaft	13
E095A	Springs-selector shaft	3	E302	Selector shaft-third/fourth	1	E368	Layshaft	1
E098	Nut-top cover stud	6	E303	Selector shaft-reverse fork	1	E369	Lockbolt-cluster shaft	1
E099	Plug-oil filler	1	E304	Selector shaft-reverse	1	E372	Spacer-roller bearing	1
E109	Housing-speedo pinion	1	E305	Fork-first/second selector	1	E373	Thrust washer assembly-front	1
E109S	Housing-speedo pin. incl oil seal	1	E306	Fork third/fourth selector	1	E374	Thrust washer assembly-rear	1
E110	Screw-speedo pinion housing	2	E307	Fork-reverse selector	1	E375	Sliding dog third & fourth	1
E112	Washer-main shaft	1	E308	Stop-second speed	1	E376	Sliding hub third & fourth	1
E113	Nut-rear flange main shaft	1	E309	Steady-reverse selector shaft	1	E377A	Springs-sliding hubs	12
E117	Plunger-operating shaft	1	E310	Selector third/fourth	1	E379	Third gear	1
E118	Cap-operating shaft	1	E311	Selector-reverse	1	E381	Lock plate-third gear	1
E119	Spring-compression	1	E312	Plunger-reverse selector	1	E382	Plunger-second & third gear	2
E121	Selector lever-front	1	E313	Spring-reverse selector	1	E383	Spring-second & third gear	2
E122	Selector lever-rear	1	E314	Link-reverse operating	1	E385	Second gear	1
E123	Ball-actuating lever	1	E315	Pivot bolt-reverse link	1	E386	Rollers-second gear (set 22)	1
E124	Key-operating shaft	2	E318	Lock bolt-reverse fork shaft	1	E387	Split washer-second gear	2
E125	Bolt-actuating shaft lever	2	E320	Lock bolts (set of 6)	1	E388	Collar-second gear	1
E126	Gear lever	1	E328	Circlip-gear lever	1	E390	First gear	1
E127	Gear knob	1	E329	Cover-gear lever upper	1	E391	Sliding hub-first & second	1
E127B	Gear knob-leather (MG)	1	E330	Spring-gear lever upper	1	E395	Reverse gear	1
E128	Cover-lower gear lever	1	E341	Operating shaft	1	E396	Shaft-reverse gear	1
E129	Spring-anti rattle	1	E350	Mainshaft	1	E398	Lock bolt-reverse gear shaft	1
E130	Circlip-lower gear cover	1	E351	Bearing-main shaft rear	1	H363A	Gear knob-wood (MG badge)	1
E134	Nut-lever	1	E352	Guard-rear main shaft bearing	1	R202	Seal - gear lever	1
E135	Pin-gear lever	2	E354	Plate-guard	1	R203	Cover - gearbox - rubber	1
E200	Dipstick	1	E355	Spring plate-guard	1			
E204	Flange-rear	1	E356	First motion shaft	1			
E207	Pinion-speedometer	1	E358	Bearing-first motion shaft	1			
E212	Cover plate-rear gearbox	1	E359	Guard-first motion bearing	1			
			E361	Plate-guard	1			



- E127
- E134
- H363A
- E127B



- R079
- D564
- E003A
- E005
- F104S
- F705



British Motor
Heritage Approved

Gearbox TD - TF - Y



25

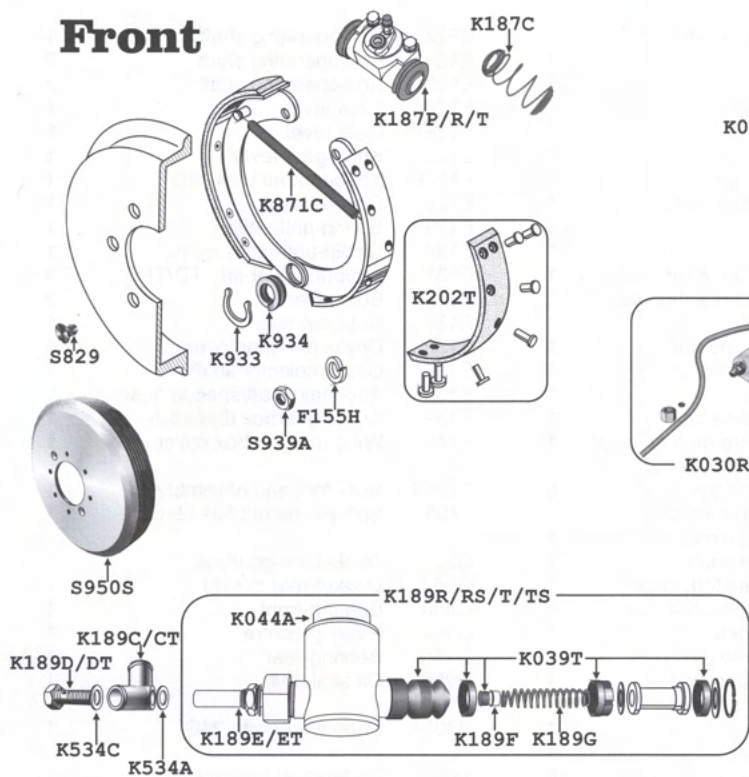
B244F	Bolt-gearbox to clutch housing	8	E058	Rollers-1st motion shaft (18)	1	E123	Ball-operating shaft	1
B594B	Stud - medium	3	E059	Oil seal	1	E124	Key-operating shaft	2
D564	Cup washer-mount pin	1	E060	Reverse gear	1	E125	Bolt-operating shaft	2
E001	Bearer bracket	1	E061	Shaft-reverse gear	1	E126	Gear lever	1
E003A	Fork end assembly	1	E062	Plug	1	E126Y	Gear lever	1
E005	Clevis pin	1	E063	Dowel bolt	1	E127	Knob-gear lever	1
E007	Casing	1	E064	Selector-3rd & 4th	1	E127B	Knob-leather with 'MG'	1
E008	Stud	6	E065KT	Lock bolts-s/shaft (set 8)	1	E128	Cover-spring	1
E010	Stud-long	1	E066	Fork 3rd & 4th	1	E129	Spring-anti-rattle	1
E011	Stud-short	2	E068	Distance tube	1	E130	Circlip-anti-rattle spring	1
E012	Drain plug	1	E069	Shaft-selector 3rd & 4th early	1	E131	Support cover-late TD/TF	1
E013	Washer-filler/drain plug	2	E069A	Shaft-selector 3rd & 4th late	1	E132	Bolt-cover	2
E014	Oil dipstick	1	E070	Fork-1st & 2nd	1	E134	Nut-gear lever	1
E015	Mainshaft	1	E072	Selector-1st & 2nd gear	1	E135	Dowel pin-gear lever	1
E018	Guard washer-centre bearing	1	E074	Selector shaft 1st & 2nd	1	E137	Circlip-selector shaft	1
E019	Plate-centre bearing	1	E075	Stop-1st & 2nd	1	E138	Key-mainshaft/speedo gear	1
E020	Spring plate	1	E077	Reverse gear selector	1	E139	Cover-gearbox dipswitch	1
E021	Striking dog-3rd/4th gear	1	E078	Plunger - reverse gear selector	1	E140	Wing nut-gearbox cover	1
*E022	Sliding hub-3rd/4th gear (used)	1	E079	Spring-reverse plunger	1	F104S	Nut - fork end assembly	1
E023A	Springs-sliding hub	6	E080	Ball-reverse selector	5	F705	Split pin-mount fork clevis	1
E024A	Balls-sliding hub+selector shaft	A/R	E081	Spring-reverse selector	1	G231	Gasket set-gearbox	1
E025	Third speed gear	1	E083	Shaft-reverse selector	1	G952	Gasket-rear casing	1
E026	Rollers-2nd gear	28	E084	Steady-reverse shaft	1	G953	Bearing-front	1
E026	Rollers-3rd gear	32	E086	Selector-reverse fork-upper	1	G954	Bearing-centre	1
E027	Collar	1	E087	Fork-reverse selector-lower	1	G955	Bearing-rear	1
E028	Plunger-3rd gear	1	E088	Shaft-reverse gear	1	G956	Oil seal (felt)	1
E029	Spring-3rd gear	1	E089	Lock bolt-reverse	1	H363A	Knob-wood with 'MG'	1
E030	Second gear	1	E090	Link-reverse operating	1	J495	Gaiter-gear lever(black)	1
E032	Split washer-2nd gear	2	E091	Pivot bolt-reverse link	1	L533	Switch-reverse lamp (standard Y-Types-option TD/F)	1
E033	Collar-2nd gear	1	E096	Gearbox cover	1	R065	Mount rubbers (pair)	1
E034	Plunger-2nd gear	1	E097	Gasket-top plate	1	R079	Rubber bush-mount pin	1
E035	Spring-2nd gear	1	E098	Nut	6	R203A	Cover - gearbox - rubber	1
E036	Sliding hub 1st & 2nd	1	E099	Plug-oil filler	1			
E037	First gear	1	E101	Rear gearbox case	1			
E038A	Springs-1st hub	6	E104	Guard	1			
E040	Circlip-centre bearing	1	E106	Plug	1			
E041	Distance piece	1	E107	Speedo gear	1			
E042	Layshaft	1	E108	Speedo pinion	1			
E043	Laygear cluster	1	E109	Housing-speedo pinion	1			
E044	Rollers (set 28)-layshaft	1	E109S	Housing-speedo pin. incl oil seal	1			
E045	Spacer-layshaft	1	E110	Screw-pinion housing	2			
E046	Washer-layshaft	2	E111	Flange-rear	1			
E047	Thrust washer-front	1	E112	Washer-rear flange	1			
E048	Thrust washer-rear	1	E113	Nut-rear flange	1			
E049	Bearing plate-front	1	E114	Remote control assembly	1			
E050	Bearing plate-rear	1	E115	Gasket-gear lever housing	1			
E051	Bolt-layshaft	1	E116	Bolt-gear lever housing	4			
E052	First motion shaft	1	E117	Plunger-operating shaft	1			
E055	Guard-1st motion shaft	1	E118	Cap-operating shaft	1			
E056	Locknut-1st motion shaft	1	E119	Spring-compression	1			
E057	Lockwasher-1st motion shaft	1	E120	Shaft-operating	1			
			E121	Selector lever (front)	1			
			E122	Selector lever (rear)	1			

*Sold as assembly with E021,E023A & E024A

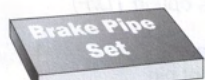
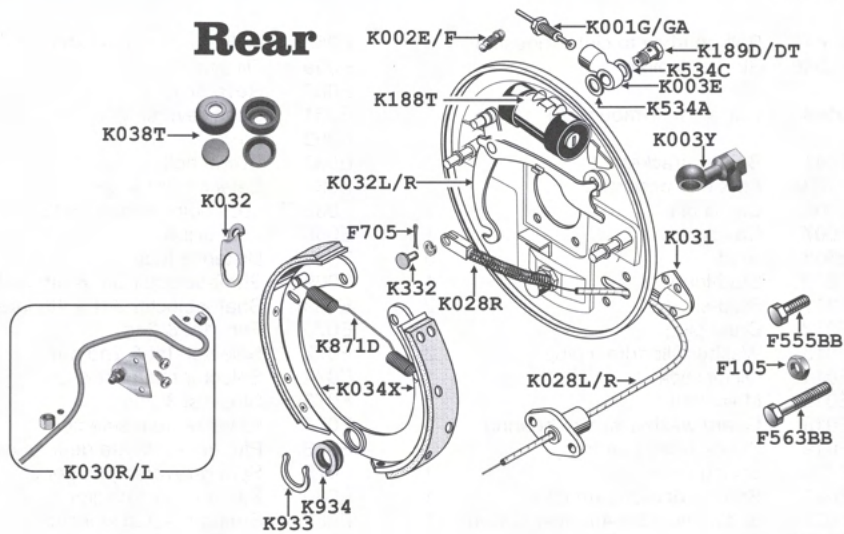


British Motor Heritage Approved

Front




Rear



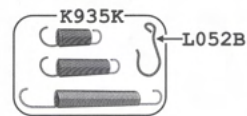
K001T/TC/Y



K578

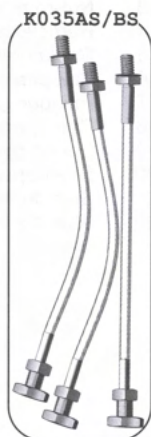
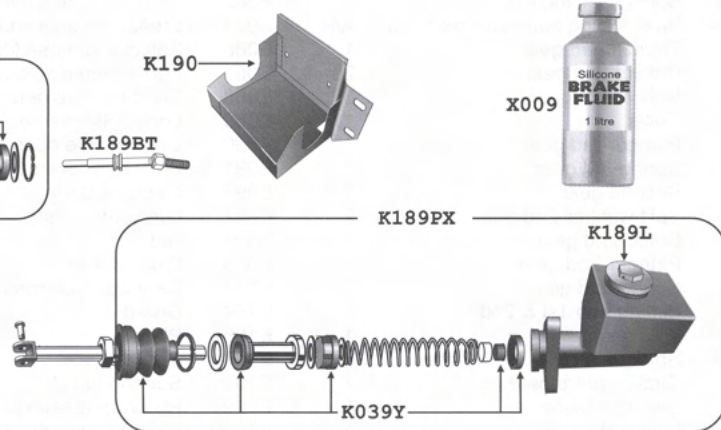


L052C

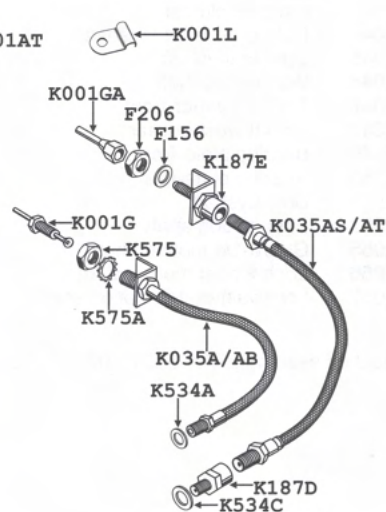


K037T/
K038T

K037Y



K035AB/BY



British Motor
Heritage Approved

Brakes TA-TB-TC-YA-YT

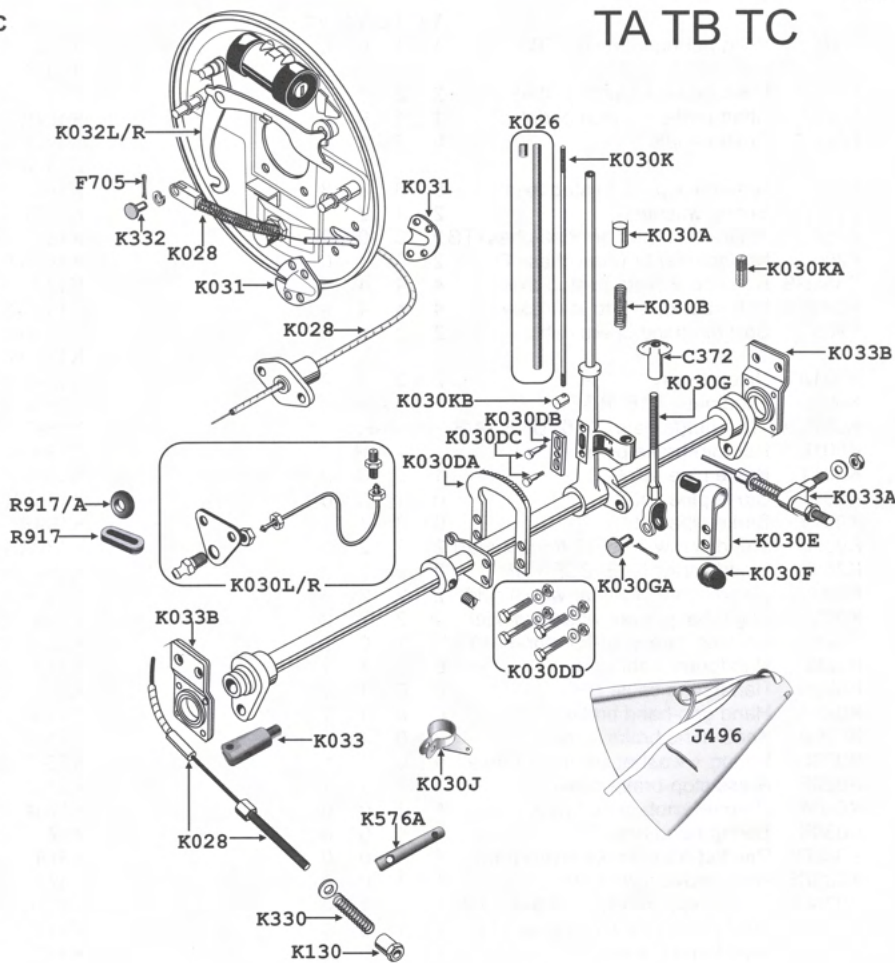


27

		TA	TC	YA	YT			TA	TC	YA	YT
C372	Wing nut-handbrake +TB	1	1	0	0	K130	Nut-hand brake cable	2	2	2	2
D506J	Bush-brake + clutch pedals	2	2	1	1	K187C	Expander-front wheel cylinder	2	2	0	0
D506T	Shaft-brake + clutch pedal	1	1	0	0	K187D	Adapter-front wheel cylinder	2	0	0	0
D506Y	Shaft-pedals	0	0	1	1	K187E	Adapter brake hose-chassis +TB	2	0	0	0
F105	Nut - back plate to stub axle	8	8	8	8	K187P	Wheel cylinder-front	0	0	2	2
F155H	Spring washer	2	4	2	4	K187R	Wheel cylinder-front	0	2	0	2
F156	Washer-adapter br hose-chas+TB	2	0	0	0	K187R	Wheel cylinder-rear	0	0	2	2
F206	Nut-adapter br hose-chas+TB	2	0	0	0	K187T	Wheel cylinder-front	2	0	0	0
F555BB	Bolt - back plate to stub axle	4	4	4	4	K188T	Wheel cylinder-rear	2	2	0	0
F563BB	Bolt - back plate to stub axle	4	4	4	4	K189BT	Push rod-master cylinder	1	1	0	0
F705	Split pin-hand brake cable	2	2	0	0	K189C	Banjo union-rear of master cyl	0	1	0	0
K001AT	Union-3 way	2	2	2	2	K189CT	Banjo union-rear of master cyl	1	0	0	0
K001G	Tube nut - 7/16" BSF	--	A/R	--		K189D	Banjo bolt-master + wheel cyl	0	5	3	0
K001GA	Tube nut(female) 7/16" UNF TA/B	--	AR	--		K189DT	Banjo bolt-rear of master cyl	1	0	0	0
K001L	Half clip-brake pipe	--	A/R	--		K189E	Rear extension-master cylinder	0	1	0	0
K001T	Brake pipe set +TB	1	0	0	0	K189ET	Rear extension-master cylinder	1	1	0	0
K001TC	Brake pipe set	0	1	0	0	K189F	Valve-master cylinder	1	1	0	0
K001Y	Brake pipe set	0	0	1	1	K189T	Spring-master cylinder	1	1	0	0
K002E	Bleed screw 7/16" (T front-Y rear)	2	2	2	2	K189L	Filler plug-master cylinder	0	0	1	1
K200F	Bleed screw 5/16" BSF +TB	2	2	2	2	K189PX	Master cylinder-exchange	0	0	1	1
K003E	Banjo connector-rear wheel cyldr	2	2	2	2	K189R	Master cylinder	0	1	0	0
K003Y	Angle banjo-front wheel cylinder	0	2	2	2	K189RS	Master cylinder-stainless steel	0	1	0	0
K026	Chrome sleeve kit-handbrake+TB	1	1	0	0	K189T	Master cylinder +TB	1	0	0	0
K028L	Handbrake cable LH	0	0	1	1	K189TS	Master cyl-stainless steel+TB	1	0	0	0
K028R	Handbrake cable RH	0	0	1	1	K190	Heat shield-master cylinder	1	1	0	0
K029A	Hand grip-hand brake	0	0	1	1	K202T	Brake linings + rivets (axle set)	2	2	2	2
K029B	Knob-hand brake lever	0	0	1	1	K330	Spring-hand brake cable	2	2	2	2
K029C	Spring + washer set-hand brake	0	0	1	1	K332	Clevis pin-hand brake cable	2	2	2	2
K029F	Brass stop-brake cable	0	0	1	1	K410A	Brake pedal	1	1	1	0
K030A	Chrome knob-hand brake	1	1	0	0	K534A	Copper washer-brake union-med	--	A/R	--	
K030B	Spring-hand brake	1	1	0	0	K534C	Copper washer-brake union-large	--	A/R	--	
K030DA	Ratchet-hand brake lever+pawl	1	1	0	0	K575	Nut-brake hose	3	3	3	3
K030DB	Hand brake pawl +TB	1	1	0	0	K575A	Shakeproof washer	--	A/R	--	
K030DC	Bolt - stepped h/brake pawl + TB	1	1	0	0	K576A	Balance bar-hand brake cable	0	0	1	1
K030DD	Fixing set - h/brake ratchet +TB	1	1	0	0	K578	Protection coil-brake pipe	1	1	0	0
K030E	Stop-hand brake	1	1	0	0	K871C	Pull-off spring-front	2	2	2	2
K030F	Rubber buffer-hand brake	1	1	0	0	K871D	Pull-off spring-rear	2	2	2	2
K030G	Adjuster rod-hand brake	1	1	0	0	K933	Horseshoe clip-brake shoe	4	4	4	4
K030GA	Clevis pin-h/br actuating rod + TB	1	1	0	0	K934	Double spring washer-brake shoe	4	4	4	4
K030K	Actuating lever-hand brake	1	1	0	0	K935	Spring-brake pedal	0	0	1	1
K030L	Lube ass L/H brake cable + TB	1	1	0	0	K935K	Spring+hook set-pedals 4pcs +TB	1	1	0	0
K030R	Lube ass R/H brake cable + TB	1	1	0	0	L052	Switch-stop light	1	1	0	0
K031	Bracket set-back plate	2	2	2	2	L052A	Spring-stop light	1	1	0	0
K032	Bracket - brake shoe	2	2	2	2	L052AA	Bracket - stop light switch + TB	1	1	0	0
K032L	Expander-hand brake L/H	1	1	1	1	L052B	Clip-stop light	1	1	0	0
K032R	Expander-hand brake R/H	1	1	1	1	L052C	Switch-stop light-hydraulic con.	0	0	1	1
K033	Anchor post-outer h/brake cable	2	2	0	0	R066	Pedal pad rubber-brake + clutch	0	0	2	2
K033A	Clevis pin - h/b cable to chassis	2	2	0	0	R066T	Pedal pad rubber-brake + clutch	2	2	0	0
K033B	Plate + bearing-cross shaft	2	2	0	0	R138	Draught excluder-pedals	1	1	0	0
K034X	Brake shoe-axle set-exchange	2	2	2	2	R917	Oval grommet-h/b cable to brckt	2	2	0	0
K035A	Brake hose-front	0	2	2	2	R917A	Round grommet-h/b cable to chas	2	2	0	0
K035AB	Brake hose - rear TC	0	1	0	0	S829	Screw-brake drum to hub	--	A/R	--	
K035AS	Brake hose-set 3 braid stainless	1	0	0	0	S939A	Nut-brake drum to hub	24	24	24	0
K035AT	Brake hose-front + rear	3	0	0	0	S950A	Brake drum-cast	4	4	0	0
K035BS	Brake hose-set 3 braid stainless	0	1	0	0	S950B	Brake drum-steel	4	4	0	0
K035BY	Brake hose-rear	0	0	1	1	S950S	Brake drum - finned +TB	4	4	0	0
K037Y	Repair kit-front wheel cylinder	0	0	2	2	S950Y	Brake drum	0	0	4	4
K037T	Repair kit-front wheel cylinder	2	2	0	0	X009	* Silicone brake fluid (litre)	--	A/R	--	
K037T	Repair kit-rear wheel cylinder	0	0	2	2		* Preserves & lubricate all moving parts, does not absorb moisture and is harmless to paintwork				
K038T	Repair kit-rear wheel cylinder	2	2	0	0						
K039T	Repair kit-master cylinder	1	1	0	0						
K039Y	Repair kit-master cylinder	0	0	1	1						
K044A	Cap-master cylinder (metal)	1	1	0	0						

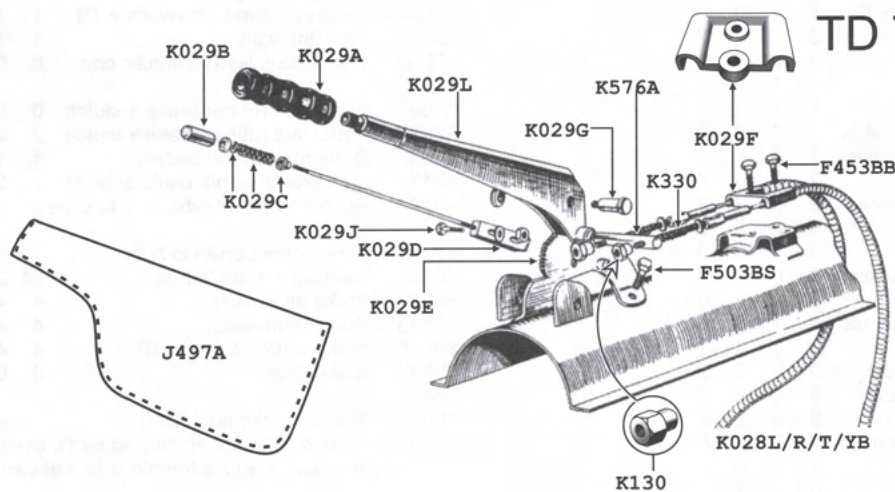


		TA	TB	TC
F705	Split pin - stainless - 3/32" x 3/4"	2	2	2
J496	Gaiter	1	1	1
K026	Chrome sleeve kit-handbrake	1	1	1
K028	Hand brake cable	2	2	2
K030A	Chrome knob-hand brake	1	1	1
K030B	Spring-hand brake	1	1	1
K030DA	Ratchet-hand brake lever	1	1	1
K030DB	Hand brake pawl	1	1	1
K030DC	Bolt - stepped h/brake pawl	2	2	2
K030DD	Fixing set - h/brake ratchet (set 4)	1	1	1
K030E	Stop-hand brake	1	1	1
K030F	Rubber buffer-hand brake	1	1	1
K030G	Adjuster rod-hand brake	1	1	1
K030GA	Clevis pin-h/br actuating rod	1	1	1
K030J	Spring clamp - handbrake shaft	2	2	2
K030K	Actuating lever-hand brake	1	1	1
K030KA	Spigot-hand brake top	1	1	1
K030KB	Stud - handbrake pawl	1	1	1
K030L	Lube ass L/H brake cable	1	1	1
K030R	Lube ass R/H brake cable	1	1	1
K031	Bracket set - backplate	2	2	2
K032L	Expander - handbrake L/H	1	1	1
K032R	Expander - handbrake R/H	1	1	1
K033	Anchor post-outer h/brake cable	2	2	2
K033A	Clevis pin - h/b cable to chassis	2	2	2
K033B	Plate + bearing-cross shaft	2	2	2
K130	Nut-hand brake cable	2	2	2
K330	Spring-hand brake cable	2	2	2
K332	Clevis pin-hand brake cable	2	2	2
R917	Grommet for cable to chassis	2	2	2
R917A	Oval grommet - h/brake cable	2	2	2



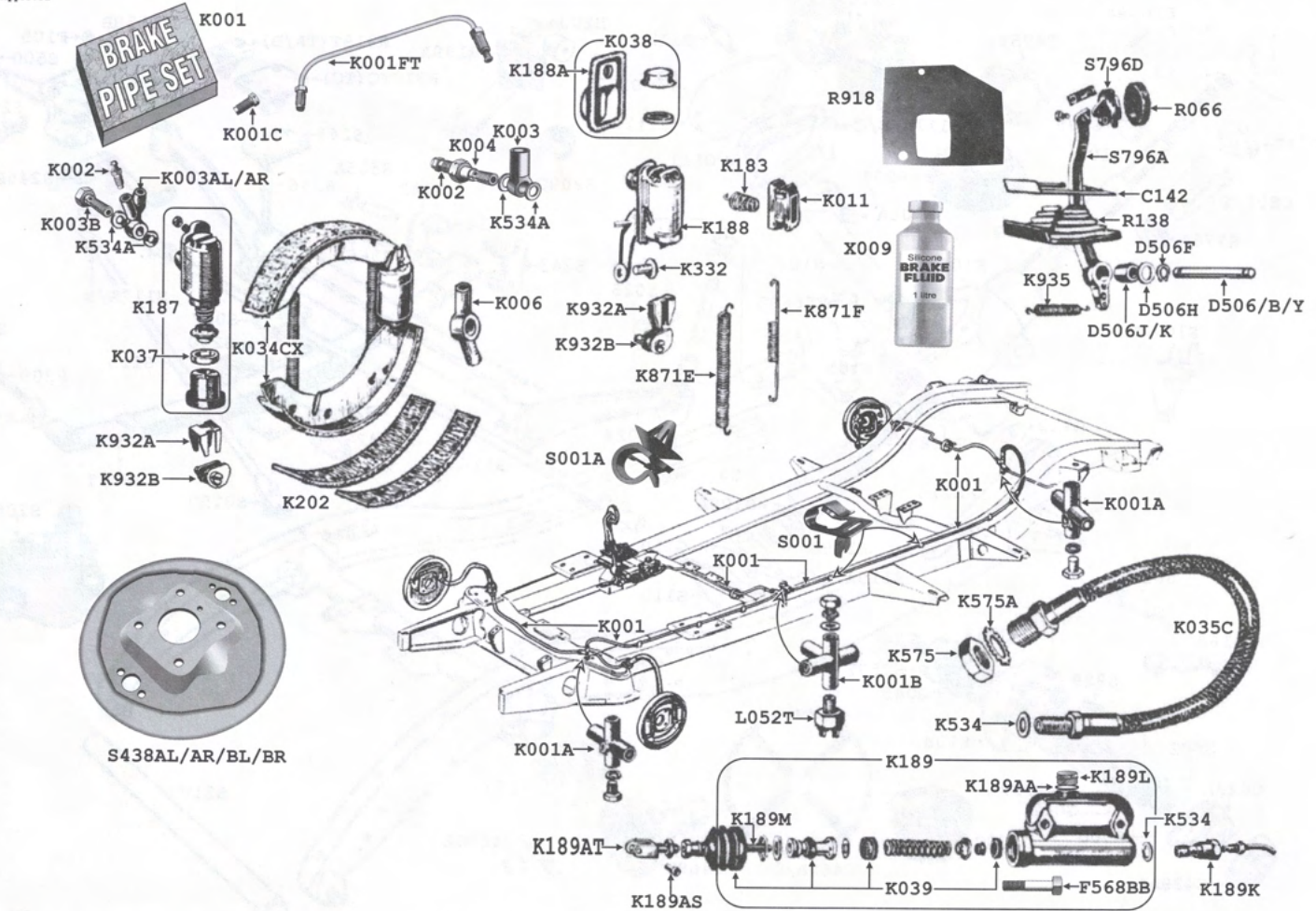
TA TB TC

TD TF YA YB YT



		TD	TF	YA	YB	YT
F453BB	Bolt 1/4" BSF x3/4"	2	2	2	2	2
F503BS	Set screw 5/16" BSF x 3/4"	2	2	2	2	2
J497A	Gaiter -handbrake black leather	1	1	1	1	1
K028L	Handbrake cable LH	0	0	1	0	1
K028R	Handbrake cable RH	0	0	1	0	1
K028T	Handbrake cable	2	2	0	0	0
K028YB	Handbrake cable	0	0	0	2	0
K029A	Hand grip-hand brake	1	1	1	1	1
K029B	Knob-hand brake lever	1	1	1	1	1
K029C	Spring + washer set-hand brake	1	1	1	1	1

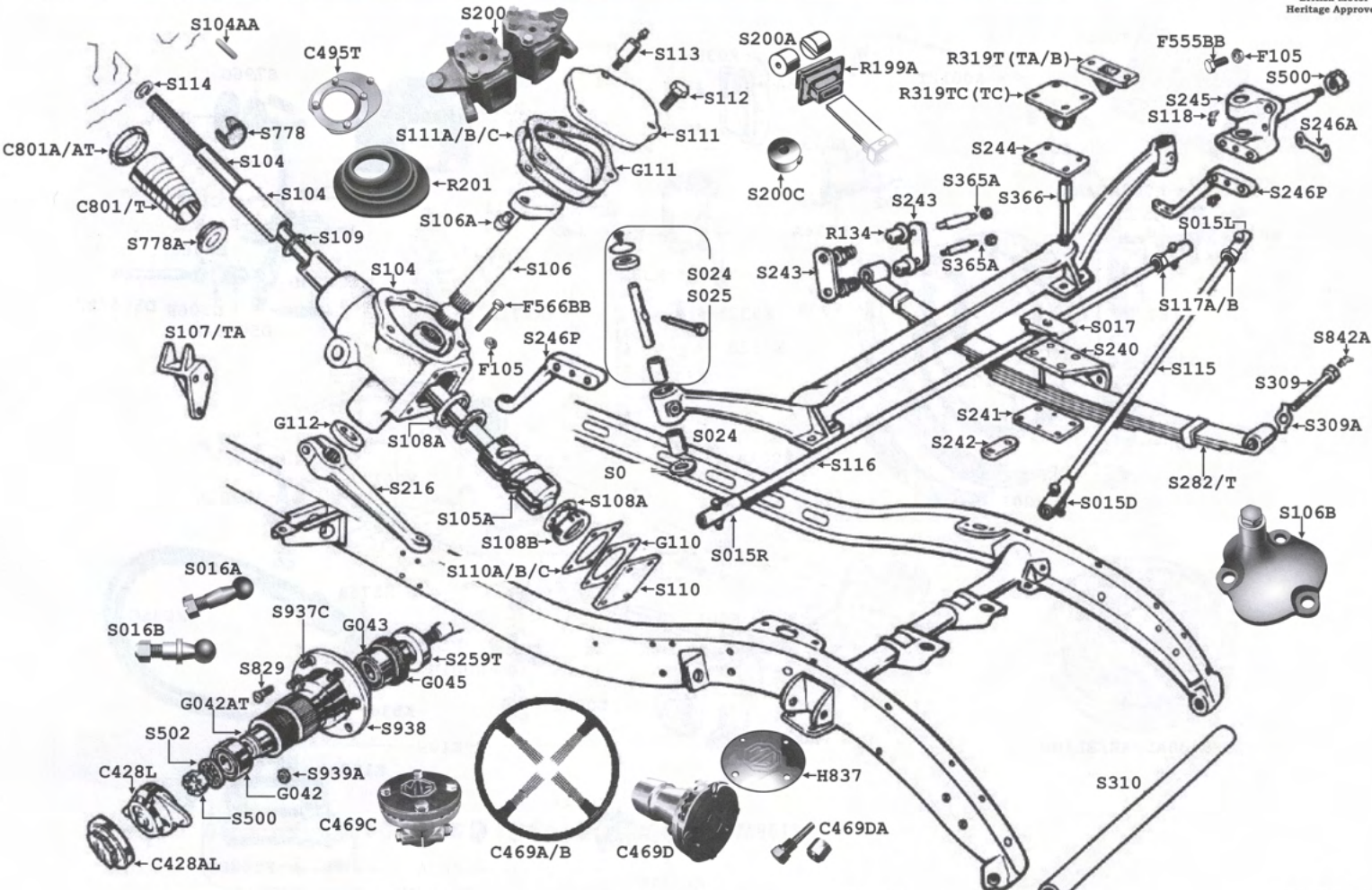
		TD	TF	YA	YB	YT
K029D	Pawl - handbrake	1	1	0	0	0
K029E	Ratchet - handbrake	1	1	0	0	0
K029F	Brass stop-brake cable	1	1	1	1	1
K029G	Rivet+washer pivot handbrake	1	1	1	1	1
K029J	Bolt- handbrake pawl guide	2	2	0	0	0
K029L	Lever - handbrake (bare)	1	1	0	0	0
K130	Nut - handbrake cable	2	2	2	2	2
K300T	Handbrake assembly	1	1	0	0	0
K300Y	Handbrake assembly	0	0	1	1	1
K330	Spring - handbrake cable	1	1	1	1	1
K576A	Balance bar - handbrake cable	1	1	1	1	1



	TD	TF	YB
C142			
D506			
D506B			
D506C			
D506E			
D506F			
D506H			
D506J			
D506K			
D506L			
D506Y			
F453BB			
F503BS			
F568BB			
K001			
K001A			
K001B			
K001C			
K001FT			
K001YB			
K002			
K003			
K003AL			
K003AR			
K003B			
K004			
K006			
K011			
K034CX			
K035C			
K038			
K039			
K183			
K187			
K188			
K188A			
K189			
K189AA			
K189AS			
K189AT			
K189K			
K189L			
K189M			
K189N			
K202			
K534			
K534A			
K534B			
K534C			
K575			
K575A			
K871E			
K871F			
K932A			
K932B			
K935			
L052T			
L052D			
R066			
R138			
R918			
S001			
S001A			
S438AL			
S438AR			
S438BL			
S438BR			
S796A			
S796AL			
S796D			
X009			

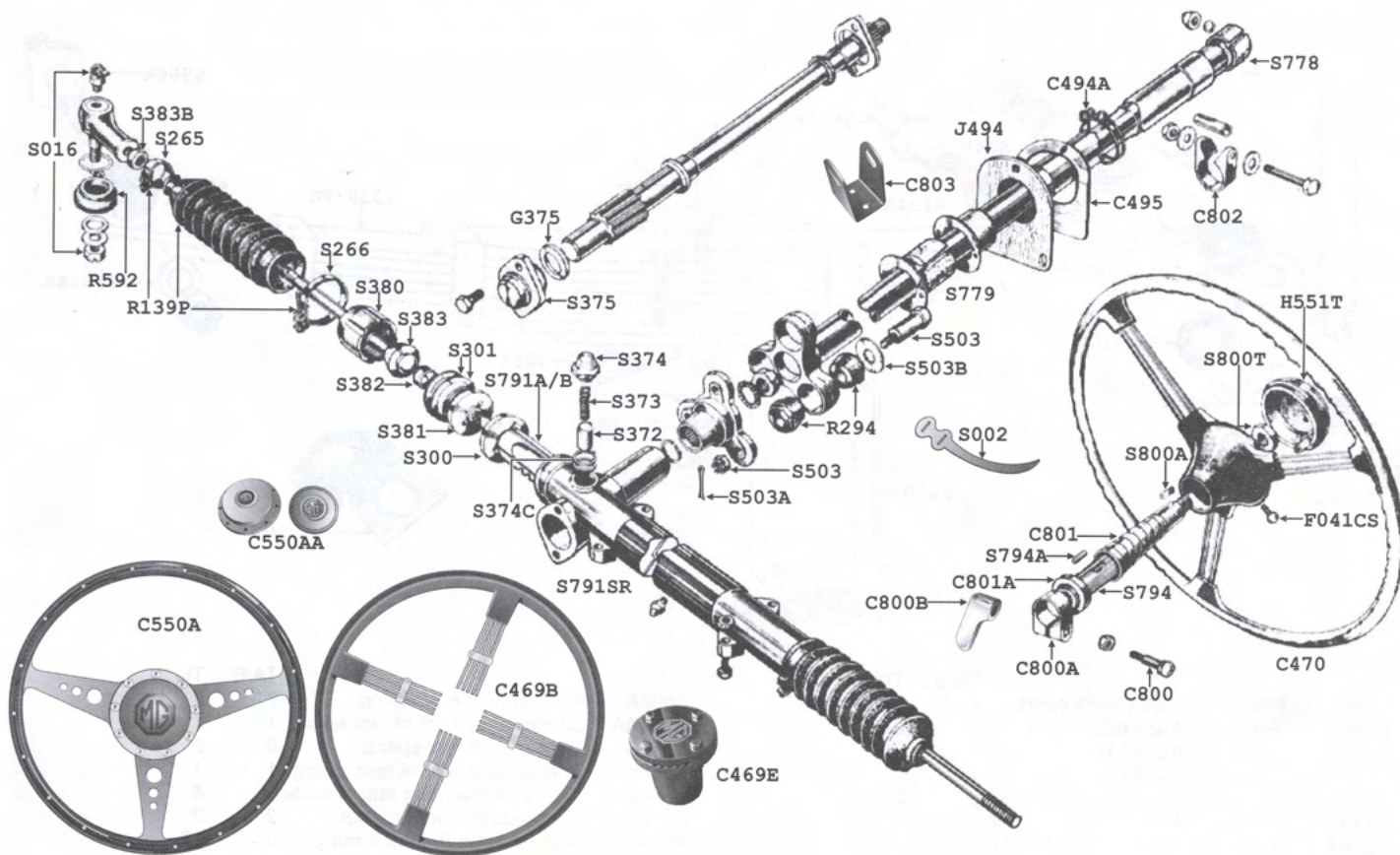
	TD	TF	YB
K189			
K189AA			
K189AS			
K189AT			
K189K			
K189L			
K189M			
K189N			
K202			
K534			
K534A			
K534B			
K534C			
K575			
K575A			
K871E			
K871F			
K932A			
K932B			
K935			
L052T			
L052D			
R066			
R138			
R918			
S001			
S001A			
S438AL			
S438AR			
S438BL			
S438BR			
S796A			
S796AL			
S796D			
X009			

Preserves and lubricates all moving parts.
Does not absorb moisture and is harmless to paintwork.



	TA	TC		TA	TC		TA	TC
C428AL	2	2	S024A	2	2	S117B	2	2
C428AR	2	2	S024B	2	0	S118	A/R	A/R
C428L	2	2	(TA to chassis 1501)			S118A	A/R	A/R
C428R	2	2	S024P	2	2	S216	1	1
C469A	1	1	S025	1	1	S200	1	1
C469B	1	1	(TA from chassis 1501 + TB/C)			S200A	2	0
C469C	1	0	S025A	2	2	S200B	2	0
C469D	0	1	S025B	2	2	S200C	8	8
C469DA	1	1	S025C	2	2	S240L	1	1
C495T	0	1	S025D	2	2	S240R	2	2
C801T	1	1	S025E	0	2	S241	2	2
C801AT	1	1	S103	1	1	S242	4	4
C803T	1	1	103A	1	0	S243	4	4
F105 Nut - steering arms	4	4	S103AA	1	0	S244	2	0
F105	4	4	S104	0	1	S245L	1	1
F555BB	4	4	S104AA	1	0	S245R	1	1
F566BB	4	4	S104TA	1	0	S246A	2	2
G042 Bearing-front hub-outer	2	2	S105A	1	1	S246P	1	1
G042AT	2	2	S106	1	1	S259T	2	2
G043T	2	2	S106A	1	1	S282	2	0
G045	2	2	S106B	1	1	S282T	0	2
G110	1	1	S107	0	1	S309	2	2
G111	1	1	S107TA	1	0	S309A	2	2
G112	1	1	S108A	2	2	S310	1	1
H837 'MG' centre-'brooklands'	0	1	S108B	2	2	S365A	0	4
H837TA	1	0	S109	1	1	S366	0	8
R134 Bush-shackle (8 frt + 4 rear)	0	12	S110	1	1	S366T	8	0
R199A	2	0	S110A	A/R	A/R	S500TL	1	1
R201	1	1	S110B	A/R	A/R	S500TR	1	1
R319T	2	0	S110C	A/R	A/R	S502	2	2
R319TC	0	2	S111	1	1	S778	1	1
S015D Drag link end-RH **	1	1	S111A	A/R	A/R	S778A	1	1
S015DD	1	1	S111B	A/R	A/R	S829	24	24
S015L	2	2	S111C	A/R	A/R	S842	2	2
S015R	1	1	S111S	1	1	S937C	12	12
S016A	1	1	S112	6	6	S937LT	1	1
S016B	3	3	S113	1	1	S937RT	1	1
S017	0	1	S114	1	1	S938LT	1	1
S024	1	0	S115	1	1	S938RT	1	1
(TA to chassis 1501)			S116	1	1	S939A	24	24
			S117A	2	2			

** including ball

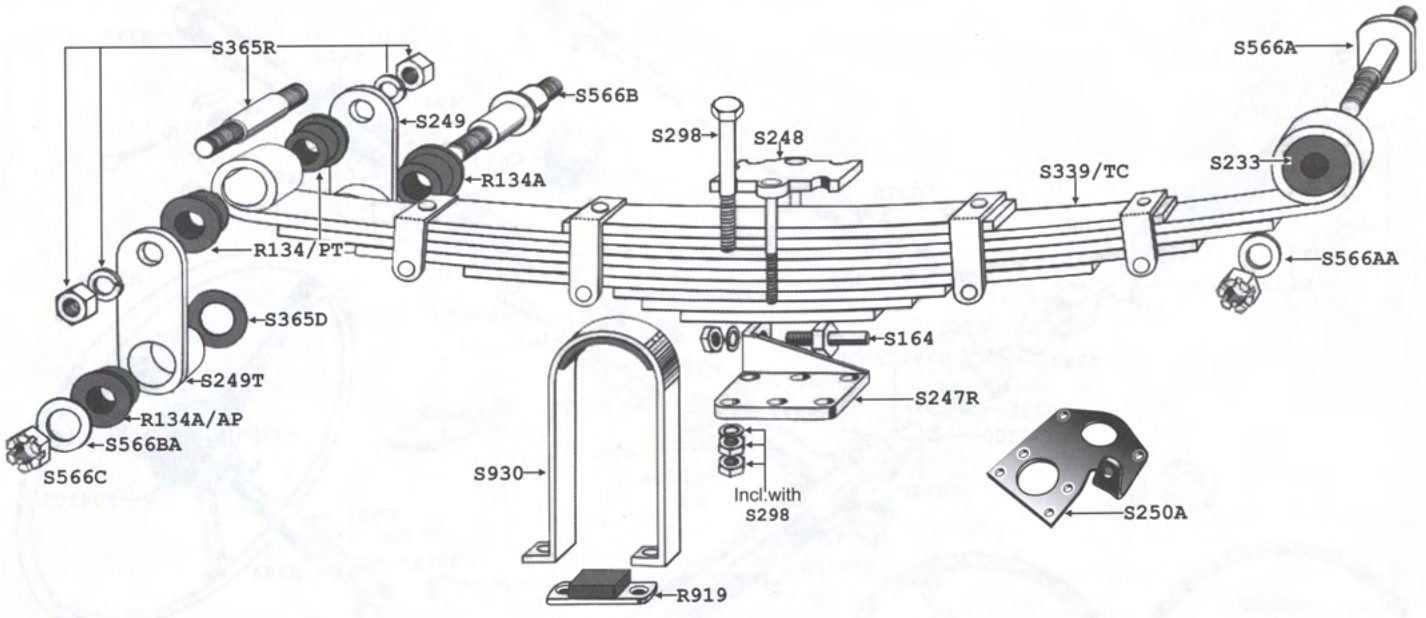


		TD	TF	YA	YB
C469B	Steering wheel Brooklands - 15"	1	1	0	0
C469E	Boss - Brooklands steering wheel	1	1	0	0
C470	Steering wheel-original (no boss)	1	1	1	1
C550A	Steering wheel-woodrim	1	1	0	0
C550AA	Centre boss-wood rim s/wheel	1	1	0	0
C494A	Clip-steering column draught excl	1	1	1	1
C495	Plate-draught excluder	1	1	1	1
C550AA	Centre boss-wood rimmed s/wheel	1	1	0	0
C800	Clamp bolt & nut-adjuster	1	1	1	1
C800A	Clamp-steering column top	1	1	1	1
C800B	Lever-steer column adjuster	0	0	1	1
C801	Spring sleeve-steering column	1	1	1	1
C801A	Cap-spring sleeve	1	1	1	1
C802	Clamp-steering column-lower	1	1	1	1
C803	Support bracket- strng col to body	0	1	0	0
F041CS	Screw-steering wheel centre boss	1	1	0	0
F705	Split pin-flange bolts (S503)	3	3	3	3
G375	Oil seal - pinion shaft	1	1	1	1
H551T	Centre boss assy-steering wheel	1	1	0	0
J494	Draught excluder-bulkhead (black)	1	1	1	1
R139P	Gaiter kit (2 gaiters + 4 clips)	1	1	1	1
R294	Bush-coupling-column flange	6	6	6	6
R592	Cover-track rod end	2	2	2	2
S002	Strap-wiring steering rack	--	A/R	--	--
S016	Track rod ends (pair)	1	1	1	1
S265	Large clip-gaiter	2	2	2	2
S266	Small clip-gaiter	2	2	2	2
S300	Lock washer-ball joint	2	2	2	2
S301	Shims-ball set (pack 10)	1	1	1	1
S372	Pad-damper	1	1	1	1
S373	Spring-damper	1	1	1	1
S374	Cap-damper	1	1	1	1
S374C	Shim washer-rack damper 003"	--	A/R	--	--
S374D	Shim washer-rack damper 010"	--	A/R	--	--
S375	Bearing-pinion tail	1	1	1	1
S380	Ball housing-tie rod end.(female)	2	2	2	2
S381	Ball joint-tie rod end (male)	2	2	2	2
S382	Seat-ball joint	2	2	2	2

		TD	TF	YA	YB
S383	Tie rod	2	2	2	2
S383B	Locknut-tie rod	2	2	2	2
S503	Flange bolt + nut	3	3	3	3
S503A	Castle nut-coupling	3	3	3	3
S503B	Washer for S503	3	3	3	3
S778	Felt bush-top	1	1	1	1
S779	Felt bush-bottom	1	1	1	1
S791A	Rack + pinion gear RHD	1	1	1	1
S791B	Rack + pinion gear LHD	1	1	1	1
S791K	Conversion kit LHD to RHD (dashboard not included)	1	1	0	0
S791X	Steering rack assy recon service	1	1	1	1
S794	Spined sliding shaft-steering col	1	1	1	1
S794A	Key - steering shaft	1	1	1	1
S800A	Key - steering wheel	1	1	1	1
S800T	Nut-steering wheel	1	1	1	1

PARTS FOR CONVERSION OF LH DRIVE TD/F TO RH DRIVE (not illustrated)

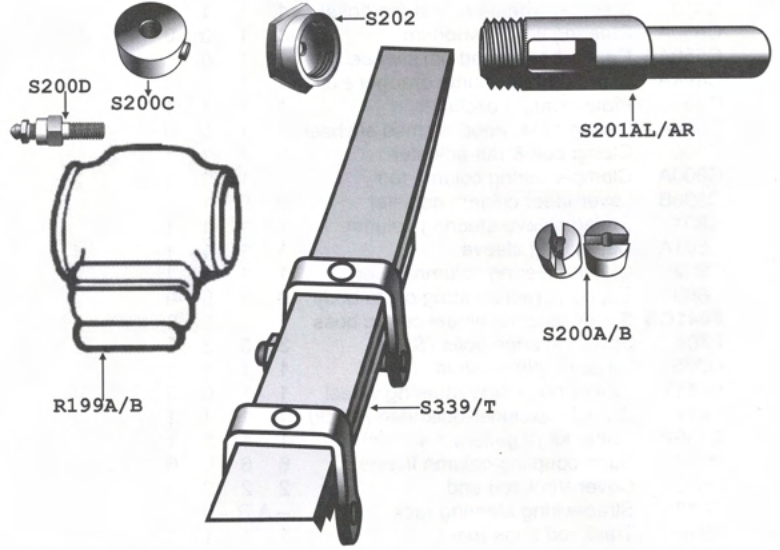
S791K	Conversion kit LHD to RHD (dashboard not included)	1	1		
A798	Throttle pedal assy RHD	1	1		
A798A	Return spring-throttle pedal	1	1		
D506	Shaft-clutch/brake pedal RHD	1	1		
D506E	Tube-pedals (in chassis)	2	2		
D506F	Circlip-pedal shaft	1	1		
D506K	Bush-brake + clutch pedal RHD	2	2		
S791SR	Steering rack RHD	1	1		
S796A	Brake pedal RHD	1	1		
S796B	Clutch pedal RHD	1	1		
S799	Pedal box-chassis	1	1		
T523A	Dashboard-uncovered RHD	1	0		
OR					
X107D	Dashboard - polished walnut veneered	1	0		




		TA/B	TC
S164	Pin+Nut+Washer-Shck Absbr	2	2
S233	'Silentbloc' bush-rear spring	2	2
S247L	Plate-rear shock LH	1	1
S247R	Plate-rear shock RH	1	1
S248	Top plate-rear spring	2	2
S249T	Rear shackle	0	4
S250A	Mount-rear shk LH TC + RH TA	1	1
S250B	Mount-rear shk RH TC + LH TA	1	1
S298	Bolt + nut-rear axle/spring	8	8
S339	Rear road spring	2	0
S339TC	Rear road spring	0	2
S365D	Fibre washer-rear shackle	0	2
S365R	Shackle pin-rear spring	0	2

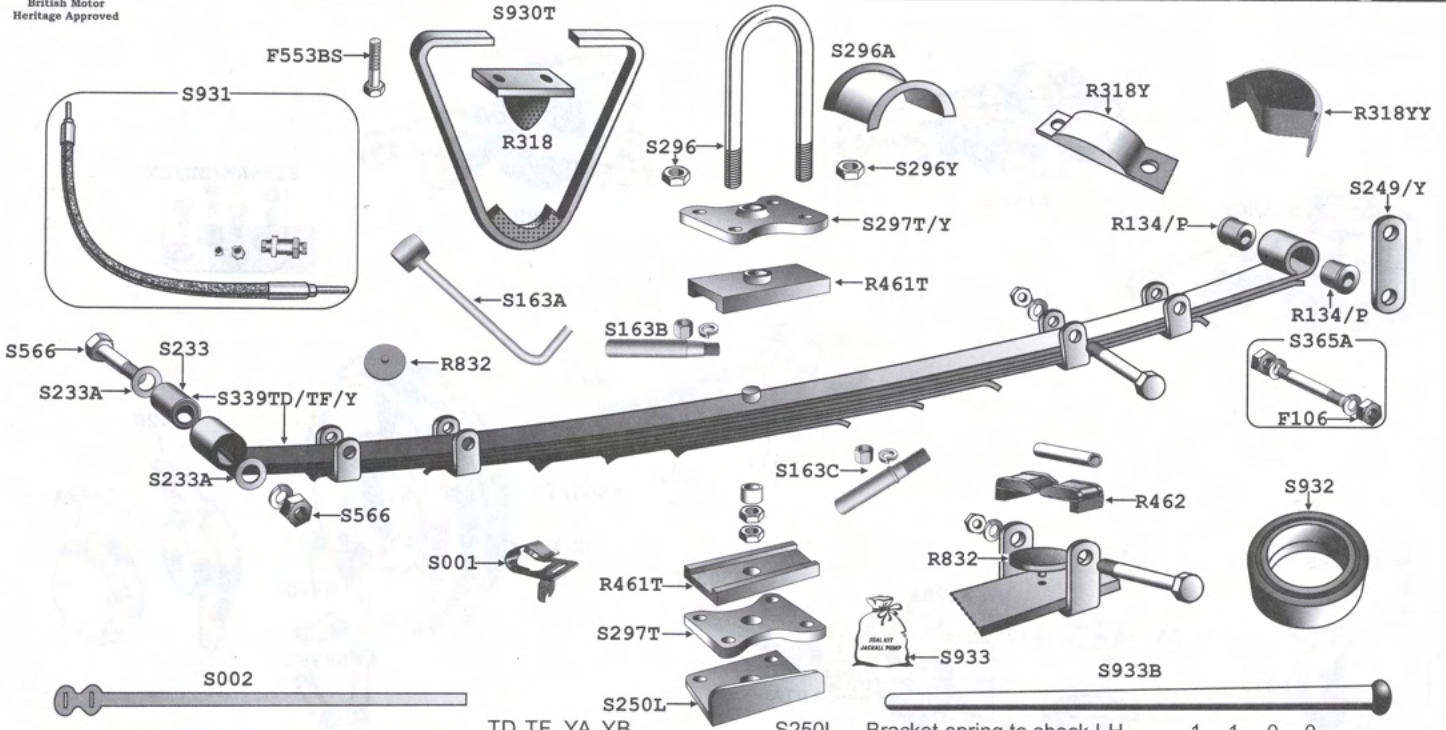
		TA/B	TC
S566A	Pivot-front of rear spring	2	2
S566AA	Spacer-pivot front of rear spring	1	1
S566B	Pivot-rear of rear spring	0	2
S566BA	Spacer-pivot rear of rear spring	1	1
S566C	Nut castellated-btm rear shackle	0	4
S930	Strap-rebound with rubber	2	2
R134	Bush-shackle (8 front 4 rear)	0	12
R134A	Bush-large for rear shackle	0	4
R134AP	Bush-rear shackle-large poly	0	4
R134PT	Bush-rear upper shackle-poly	0	8
R919	Bump pad-rear axle to chassis	2	2

		TA/B	TC
R199A	Gaiter-front spring trunnion	2	0
R199B	Gaiter-rear spring trunnion	2	0
S200A	Trunnions-front (car set)	1	0
S200B	Trunnions-rear (car set)	1	0
S200C	Distance piece-trunnion	2	0
S200D	Greaser + nipple - rear trunnion	2	2
S201AL	Tube - trunnion housing LH	1	0
S201AR	Tube - trunnion housing RH	1	0
<i>(for damaged trunnion socket)</i>			
S202	Nut-rear trunnion housing	2	0
S282	Road spring-front	2	0
S282T	Road spring-front	0	2
S339	Road spring-rear	2	0
S339T	Road spring-rear	0	2




TA/B rear spring arrangement (front is similar)





	TD	TF	YA	YB
F106 Nut-shackle pin	6	6	6	6
F553BS Set screw-bump stop	4	4	4	4
R134 Bush-rear shackle	8	8	8	8
R134P Bush-poly rear shackle	8	8	8	8
R318 Bump stop-rear axle	2	2	0	0
R318Y Bump stop-rear axle +YT	0	0	2	2
R318YY Bump stop (on check strap)	0	0	2	2
R461T Saddle pad-rear spring	4	4	4	4
R462 Angle pad-spring clip	8	8	8	8
R832 Interleaf pad	24	24	24	24
S001 Clip-brake/fuel pipes to chassis	---	A/R	---	---
S001A Clip-plastic replcmnt for above	---	A/R	---	---
S002 Strap-wiring loom/brake pipe	---	A/R	---	---
S233 'Silentbloc' bush-rear spring	2	2	2	2
S233A Fibre washer-silentbloc bush	2	2	2	2
S249 Shackle plate-rear spring	4	4	0	4
S249Y Shackle plate-rear spring +YT	0	0	4	0

	TD	TF	YA	YB
S250L Bracket-spring to shock LH	1	1	0	0
S250R Bracket-spring to shock RH	1	1	0	0
S296 'U' Bolt + nuts-rear axle	4	4	0	4
S296A Buffer plate (optional)	2	2	2	2
S296Y 'U' Bolt + nuts-rear Axle +YT	0	0	4	0
S297T Saddle plate-rear axle+YT(set 4)	1	1	1	1
S339TD Rear road spring	2	0	0	0
S339TF Rear road spring	0	2	0	0
S339Y Rear road spring	0	0	2	2
S365A Shackle pin-rear spring	4	4	4	4
S566 Bolt + nut-rear spring	2	2	2	2
S930T Strap-rebound	2	2	0	0
S931 Jack hose-flexible (rear axle)+YT	0	0	1	1
S932 Jack seal-built in jack +YT	0	0	4	4
S933 Seal kit - jackall pump	0	0	1	1
S933B Handle-jackall pump +YT	0	0	1	1
S933X Jackall pump-recon exch +YT	0	0	1	1



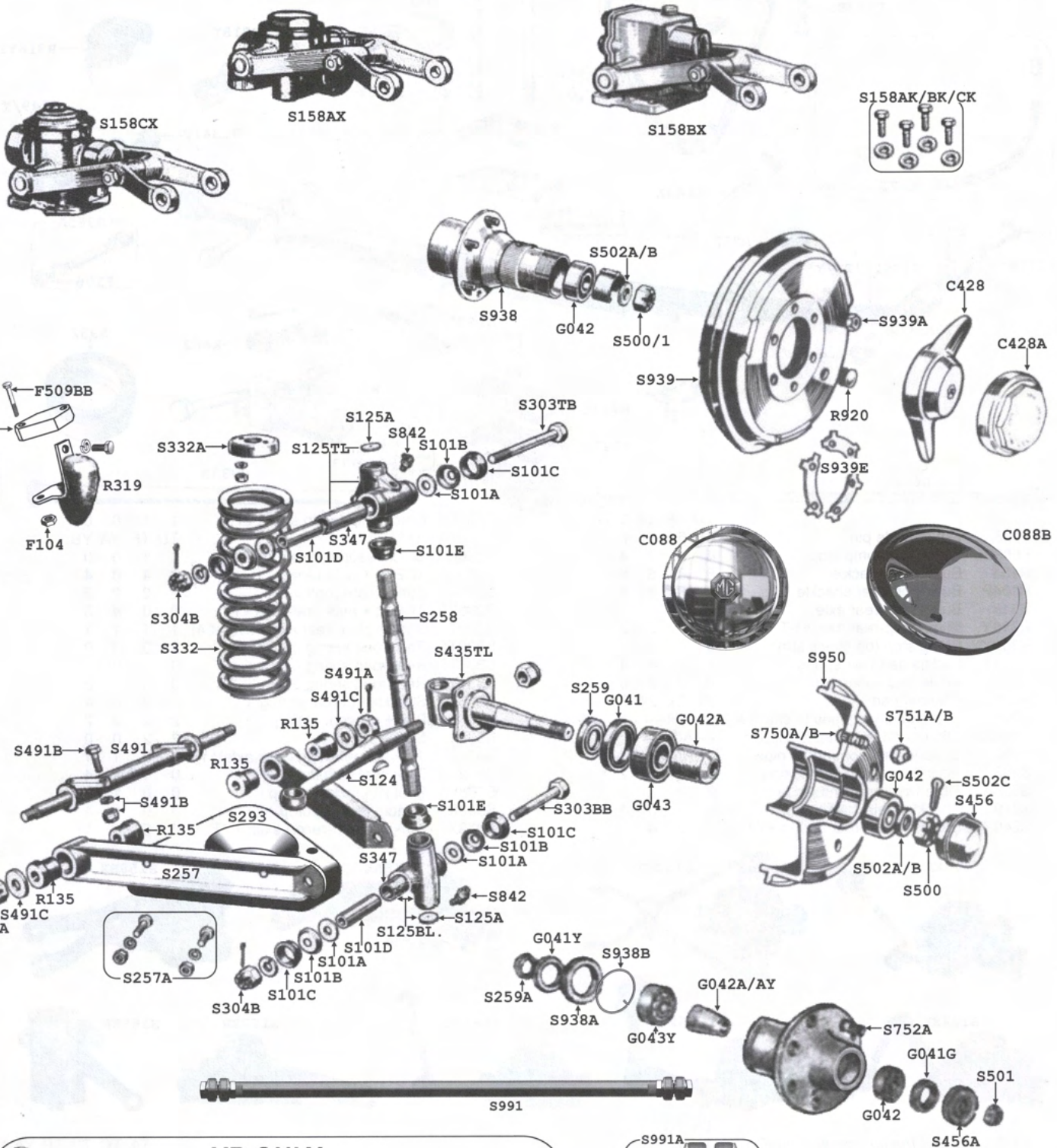
	TA	TC
S155 Shock (replacement)-front (Pr)	1	1
S156 Shock (replacement)-rear(Pr)	1	1

These units are very similar in appearance to original TC Type and are an excellent replacement for TA/B/C where no old units are available for exchange. Complete with arms and links, they will fit the original chassis mounting points.


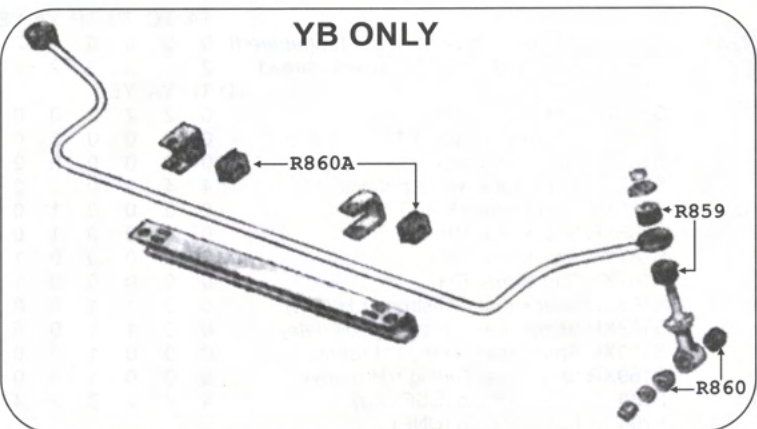


	TA	TC	TD	TF	YA	YB
S154F Shock-front (pr)	1	0	0	0	0	0
S154R Shock-rear (pr)	1	0	0	0	0	0
S158AX Shock-front Girling (early)	0	0	2	0	0	2
S158BX Shock-front Armstrong (late)	0	0	2	2	0	0
S158CX Shock-front +YT	0	0	0	0	2	0
S158D Packing plate-front shock	2	2	2	0	0	0
S158K Conversion set-front repl	0	0	2	2	0	0
S158XL Shock + arm + link-front LH	0	1	0	0	0	0
S158XR Shock + arm + link-front RH	0	1	0	0	0	0
S162K Bolt kit-front or rear shock (4pc)	0	4	0	0	0	0
S162XL Shock + arm + link rear LH	0	1	0	0	0	0
S162XR Shock + arm + link rear RH	0	1	0	0	0	0
S163A Link-rear shock Girling (early)	0	0	2	0	0	0

	TA	TC	TD	TF	YA	YB
S163B Pin assembly-shock link-top(tapered)	0	0	0	0	0	2
S163C Pin-shock link 7/16" shank+thread	2	2	2	2	2	2
TA TC	TD	TF	YA	YB		
S163T Link-rear shock	0	2	2	2	0	0
S163Y Link-rear shock+YT	0	0	0	0	2	0
* S163X Link-rear shock	0	0	0	0	0	2
S164 Pin + nut + washer-shock	4	4	2	0	2	2
S165XL Shock-rear LH +YT	0	0	0	0	1	0
S165XR Shock-rear RH+YT	0	0	0	0	1	0
S167XL Shock-rear LH	0	0	0	0	0	1
S167XR Shock-rear RH	0	0	0	0	0	1
S168XL Shock-rear Armstrong LH (late)	0	0	1	1	0	0
S168XR Shock-rear Armstrong RH (late)	0	0	1	1	0	0
S169XL Shock-rear Girling LH (early)	0	0	0	1	0	0
S169XR Shock-rear Girling RH (early)	0	0	0	1	0	0
F106 Nut-S164 pin (BSF orig)	4	4	2	2	2	4
F206 Nut-S164 pin (UNF)						
H780 Transfer-Girling	0	4	0	0	0	0
* B320 TD Bushing-shock link only	8	8	4/0	0	4	0




YB ONLY

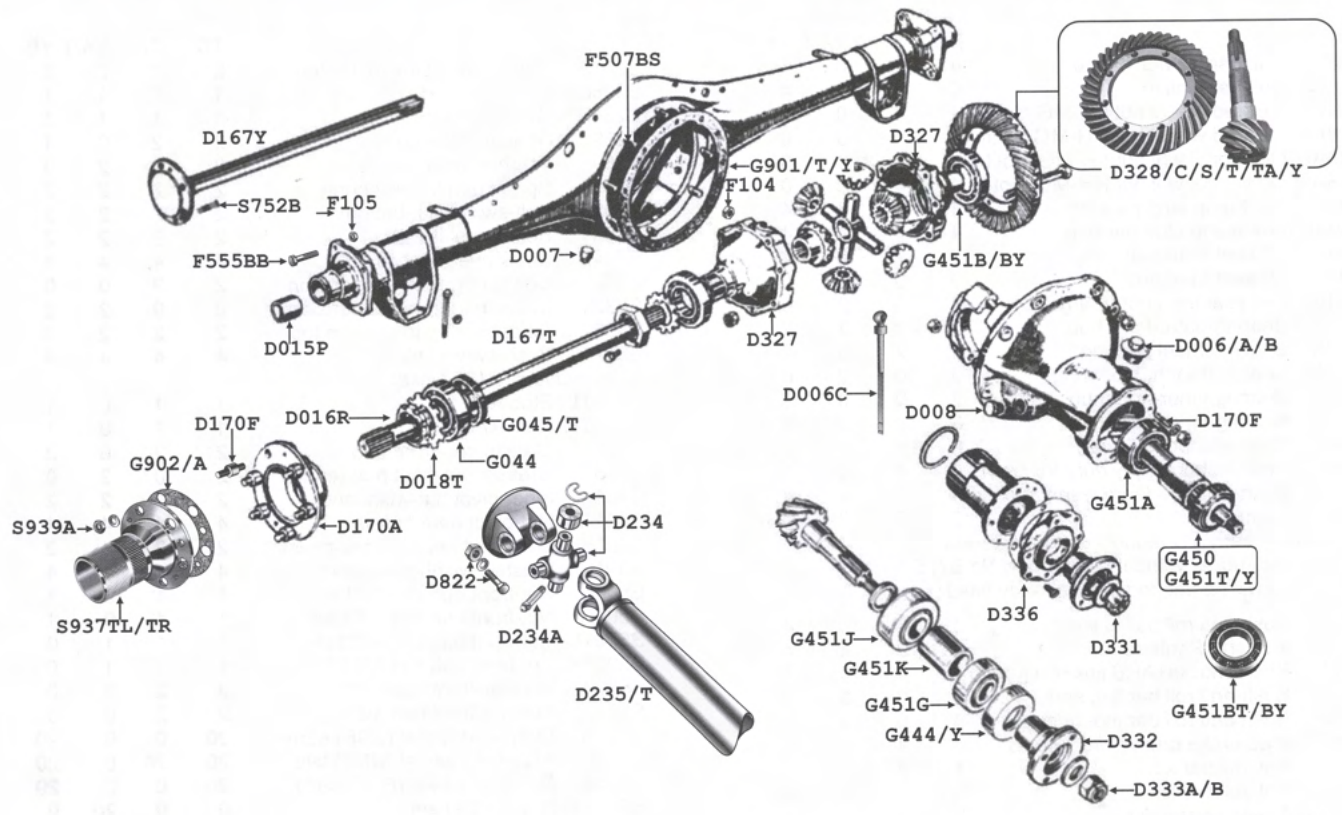




	TD	TF	YA/T	YB
C088	4	4	0	4
C088B	0	0	4	4
C428L	4	4	0	0
C428R	4	4	0	0
C428AL	4	4	0	0
C428AR	4	4	0	0
F104	4	4	4	4
F509BB	4	4	4	4
G041	2	2	0	2
G041Y	0	0	2	0
G041G	2	0	2	0
G042	2	2	2	2
G042A	2	2	0	2
G042AY	0	0	2	0
G043	2	2	0	2
G043Y	0	0	2	0
R135	8	8	8	8
R135A	4	4	4	4
R135AP	4	4	4	4
R319	2	2	2	2
* Y Types + early TD models used a different shaped rubber without spacer-part No S775. These will be needed if not already fitted.				
R859	0	0	0	4
+ Bush - Panhard rod				
R859P	4	4	4	4
R860	0	0	0	4
R860A	0	0	0	2
R920	4	4	0	0
S011	1	0	0	0
S012	0	1	0	0
S101	2	2	2	2
<i>(contains S101A/B/C/D/E for one side)</i>				
S101A	8	8	8	8
S101B	8	8	8	8
S101C	8	8	8	8
S101D	4	4	4	4
S101E	4	4	4	4
S124L	1	1	0	1
S124R	1	1	0	1
S125A	4	4	4	4
<i>(Included in S125 Links)</i>				
S125BL	1	1	1	1
S125BR	1	1	1	1
S125TL	1	1	1	1
S125TR	1	1	1	1
S158AX	2	0	0	2
S158AK	1	0	0	1
S158BX	2	2	0	0
S158BK	1	1	0	0
S158CX	0	0	2	0
S158CK	0	0	1	0
S257	4	4	4	4

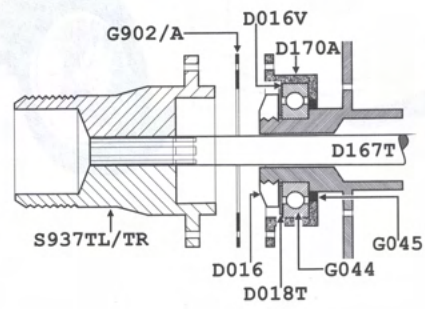
	TD	TF	YA/T	YB
S257A	2	2	2	2
S258L	1	1	1	1
S258R	1	1	1	1
S259	2	2	0	1
S259A	0	0	2	0
S293	2	2	2	2
S303BB	2	2	2	2
S303TB	2	2	2	2
S304B	4	4	4	4
S332	2	2	0	0
S332Y	0	0	2	2
S333	2	2	2	2
S347	4	4	4	4
<i>(included in S125 Links)</i>				
S435TL	1	1	0	1
S435TR	1	1	0	1
S456	2	2	0	2
S456A	2	0	2	0
S491	2	2	2	2
S491A	4	4	4	4
S491B	2	2	2	2
S491C	4	4	4	4
S500L	1	1	0	1
S500R	1	1	0	1
S500TL	1	1	1	0
S500TR	1	1	1	0
S502A	2	2	0	0
S502B	2	2	0	0
S750A	20	0	0	20
S750B	20	20	0	20
S751A	20	0	0	20
S751AY	0	0	20	0
S751B	20	20	0	20
S752A	0	0	10	0
S752B	0	0	10	0
S752C	0	0	10	0
S775	2	2	2	2
S775A	2	2	2	2
S842	4	4	4	4
S938L	2	2	0	0
S938R	2	2	0	0
S938AL	0	0	1	0
S938AR	0	0	1	0
S938B	2	0	2	0
S939	4	4	0	0
S939A	24	24	0	0
S939E	12	12	0	0
S950	2	2	0	2
S990	1	1	0	0
S991	0	0	1	0
S991A	0	0	2	0



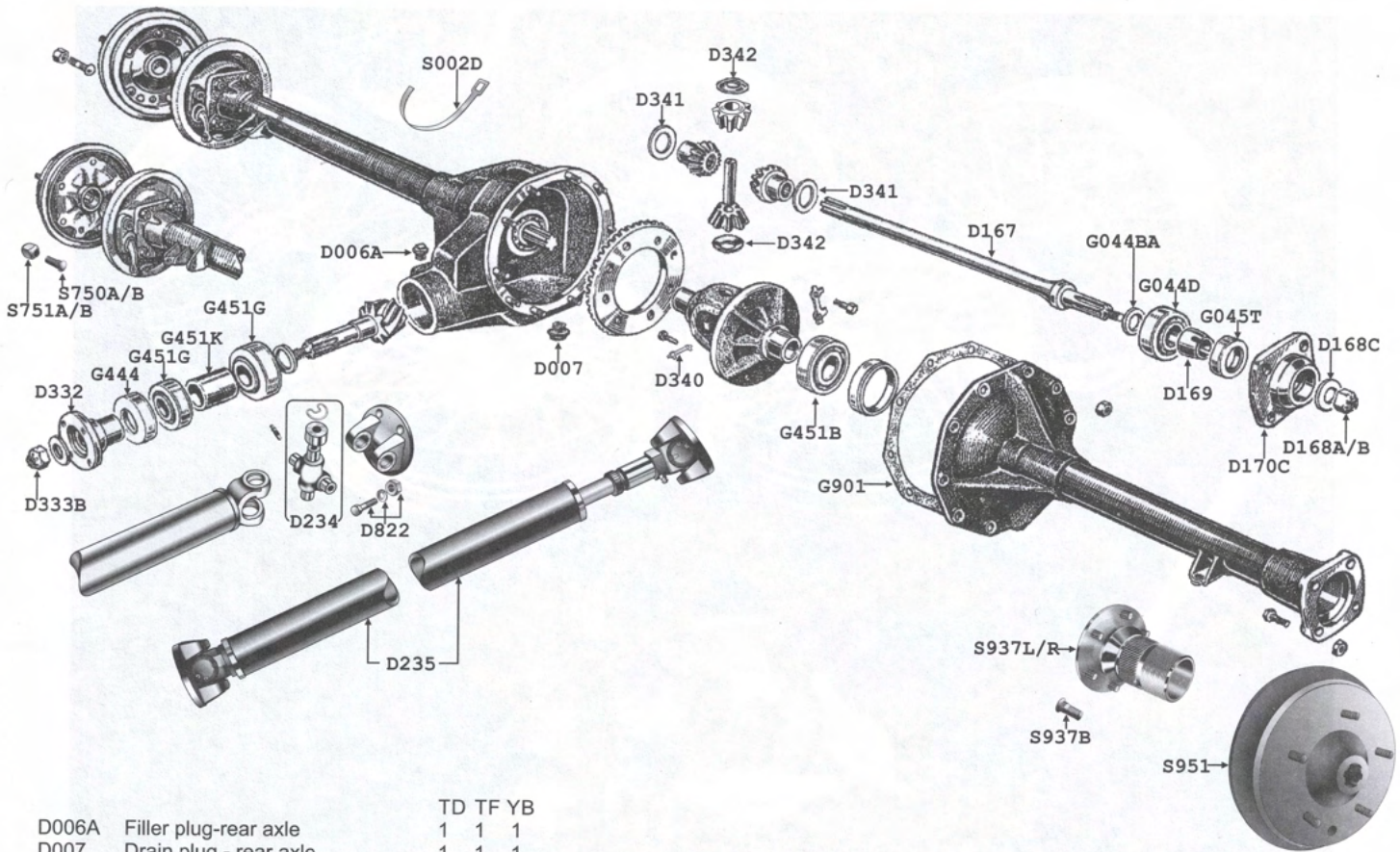



		TA	TC	YA	YT
D006	Filler plug-rear axle	1	1	0	0
D006B	Filler plug-rear axle	0	0	1	1
D006C	Dipstick-rear axle	0	0	1	1
D007	Drain plug-rear axle	1	1	1	0
D008	Level plug-rear axle	1	1	0	0
D015P	Oil return bush-rr axle-pr	1	1	0	0
D016L	Locking nut-axle bearing LH	1	1	1	0
D016R	Locking nut-axle bearing RH	1	1	1	0
D016SL	Nut-rear hub bearing with seal LH	1	1	0	0
D016SR	Nut-rear hub bearing with seal RH	1	1	0	0
D016V	Shim set-rear axle oil leak kit	1	1	0	0
D018T	Lock washer-hub nuts	2	2	2	0
D021	Diff assy	0	0	1	1
D022	Diff assy (8:41)	0	0	0	0
D167T	Axle half shaft	2	2	0	0
D167Y	Axle half shaft	0	0	2	2
D170A	Bearing carrier-rear hub	2	2	0	0
D170B	Bearing carrier-rr hub	0	0	2	2
D170F	Stud-rear bearing carrier	12	0	0	0
D234	Universal joint-prop shaft	2	2	2	0
D234A	Grease nipple-propshaft-long	1	1	1	1
D234B	Grease nipple-propshaft-short	1	1	1	1
D235T	Propshaft complete + TB	1	1	0	0
D327	Diff carrier assembly <i>New!</i>	0	1	0	0
D328S	Crown wheel + pinion 8:37	1	1	0	0
D328T	Crown wheel + pinion 8/41	0	1	0	0
D328TA	Crown wheel + pinion 8/39	1	0	0	0
D328Y	Crown wheel + pinion	0	0	1	1
D331	Nut-differential pinion	1	1	1	0
D333A	Nut-diff pinion BSF (early)	0	0	0	0
D334A	Shim-rear axle pinion 0.002"	A/R			
D334B	Shim-rear axle pinion 0.005"	A/R			

		TA	TC	YA	YT
D336	Pinion cap + oil seal	1	1	0	0
D822	Bolt + nut-prop shaft(set 4)	2	2	2	0
F104	Nut 5/16" BSF	10	10	10	10
F105	Nut-axle to back plate	0	0	8	8
F507BS	Set screw 5/16" BSF x 1 1/4"	8	8	8	8
F511BS	Set screw 5/16" BSF x 1 1/4"	2	2	2	2
F559BB	Bolt-axle to back plate	0	0	8	8
G044Z	Bearing-rear hub	2	2	2	0
G045	Oil seal-rear hub	2	2	2	2
G444	Oil seal-diff pinion	0	0	0	0
G444Y	Oil seal-diff pinion	0	0	1	1
G450	Bearing-pinion-front (single)	1	0	0	0
G451A	Bearing-pinion-rear	1	1	0	0
G451B	Bearing-diff. carrier	2	2	0	0
G451BY	Bearing-differential carrier	0	0	1	1
G451T	Bearing-pinion-fr (double)(4TB)	0	1	0	0
G451Y	Bearing-pinion-front	0	0	1	1
G901T	Gasket-differential	1	1	0	0
G901Y	Gasket-differential	0	0	1	1
G902	Gasket-rear hub flange	0	0	2	2
G902A	Gasket-rear hub flange	2	2	0	0
S751AY	Nut-disc wheel	0	0	20	20
S752B	Stud-rear disc wheel	0	0	10	10
S937TL	Rear hub LH	1	1	0	0
S937TR	Rear hub RH	1	1	0	0




TA/B/C models often suffer from leaking of oil into rear brake drums. This is caused by the rear wheel bearing not seating correctly against the hub extension allowing the bearing carrier D170A to rock on the axle. If the bearing is not tightly held by the hub, shims D016V must be used to add thickness to the bearing. D016SL/SR will further prevent oil leaks.



	TD	TF	YB
D006A	1	1	1
D007	1	1	1
D167	2	2	2
D168A	2	0	2
D168B	2	2	2
D168C	2	0	2
D169	2	2	2
D170C	2	2	2
D234	2	2	2
D235	1	1	0
● D328C	1	1	1
D332	1	1	0
D333B	1	1	1
D340	4	4	4
D341	2	2	2
D342	2	2	2
G044BA	2	2	0
G044D	2	2	2
G045T	2	2	2
G451G	2	2	2
G451K	1	1	1
G901	1	1	1
S002D	---	AR	---
★ S750A	20	0	20
★★ S750B	20	20	20
★ S751A	20	20	20
★★ S751B	20	20	20
S937B	24	24	24
S937L	1	1	0
S937R	1	1	0
S951	2	2	2

- Conversion kit
- ★ TD to chassis 12285
- ★★ TD From chassis 12286



Early TD/YB used BSF thread on end of half shaft but as these are no longer available a new nut, D168B, must be used when fitting new. Identification can be made by measuring across the flats of old nut.
BSF = 33mm UNF = 30mm



WIRE WHEELS & CONVERSIONS

Our wire wheel conversion kits contain all parts for easy installation. *(Wheels not included)*
 YB models can also be fitted just as easily but the boot (trunk) floor must be removed so that the spare wheel can be placed in the wheel locker from above.

- S980 Conversion kit to wire wheel TD/F
- S981 Conversion kit to wire wheel TF

Note: 60 spoke wire wheels were never offered by the MG Factory but are often preferred for their extra strength and slightly wider section.

	TA	TC	TD	TF	YB
C428AL Wheel spinner-octagonal LH	2	2	2	2	2
C428AR Wheel spinner-octagonal RH <i>(continental type)</i>	2	2	2	2	2
C428L Wheel spinner-2 eared LH	2	2	2	2	2
C428R Wheel spinner-2 eared RH	2	2	2	2	2
C892 'Knock off' for spare wheel	1	1	0	0	0
C892A Spring + key-spare wheel	1	1	0	0	0
C892D 'Knock off' for T060 carrier	0	0	0	1	0
C893 Adaptor spare wire wheel	0	0	1	1	0
H080A 'MG' badge-spare (wire) wheel	0	0	0	1	0
H081 'MG' badge-spare (wire) wheel	1	1	1	0	0
S937L Rear hub-wire wheel LH	0	0	1	1	1
S937LT Hub-rear LH	1	1	0	0	0
S937R Rear hub-wire wheel RH	0	0	1	1	1
S937RT Hub-rear RH	1	1	0	0	0
S938L Front hub-wire wheel LH	0	0	1	1	0
S938LT Hub-front LH	1	1	0	0	0
S938R Front hub-wire wheel RH	1	1	0	0	0
S938RT Hub-front RH	1	1	0	0	0
S939 Brake drum-wire wheel	0	0	4	4	4
S939A Nut-brake drum to hub	24	24	24	24	24
S939E Lock tab-brake drum	12	12	12	12	12

WHEELS

	TA	TC	TD	TF	YB
S940 15" 48 Spoke-painted	0	0	5	5	5
S940A 15" 48 Spoke-chrome	0	0	5	5	5
S941 15" 60 Spoke-painted	0	0	5	5	5
S941A 15" 60 Spoke-chrome	0	0	5	5	5
S942 19" Centre laced-painted	5	5	0	0	0
S942TA 19" Side laced-painted	5	0	0	0	0
S942C 19" Centre laced-chrome	5	5	0	0	0
S942CTA 19" Side laced-chrome	5	0	0	0	0

Side laced wheels were originally fitted to TA Chassis Number TA/1770 (Oct 1937). From TA/1771 and all TB and TCs were fitted with centre laced wheels.

S952A Fastener stud-hub cap	----	AR----			
S952T Disc wheel-15" used	0	0	5	5	0
S952Y Disc wheel-16" used YA + YT					
S952YB Disc wheel-15" used + W4/44	0	0	0	0	5

- X208 Copper mallet-wire wheel removal
- X208A Octagonal spanner-for C428A *(continental type)*

SEPARATE SPOKES AND NIPPLES

S943A Short spoke+nipple - 48 spoke wheel TD/F (32 per wheel)
S943B Long spoke+nipple - 48 spoke wheel TD/F (16 per wheel)
S943C Spoke+nipple chrome - 48 spoke-short
S943D Spoke+nipple chrome - 48 spoke-long
S970A Short spoke - side laced TA (32 per wheel)
S970B Long spoke - side laced TA (16 per wheel)
S971C Short spoke - centre laced TB/C (32 per wheel)
S971D Long spoke - centre laced TB/C (16 per wheel)
S971N Nipple only





L140 Headlamps TA/TB/TC/YA

Fitted originally with one mechanical reflector operated by solenoid, and one plain which was extinguished when in the dipped position, only the dipped (kerbside) unit remained illuminated. This is no longer legal and twin filament bulbs are now used in both reflectors, the solenoid being redundant, although the reflector can still be used when fitted with the correct bulb.

The TA & TB used a different reflector, backshell and rim from postwar models with different fittings for rim seal and attachment, the TB rim had a more "turned in" outer edge than the TA.


The TC & YA models featured the same dipping arrangements as pre-war models although the detail design of the reflectors, rim and backshells was different, using different rim clips and 2 different types of rim glass. Early cars used glasses with a much shallower curve than later models which featured a much deeper dome. This change took place from TTC/1850. Glass on the early pattern was of "horseshoe" design, the deep dome type has a "cats eye" diamond pattern with a small Lucas logo. Deep glasses with both "horseshoe" and aftermarket design with a large Lucas badge may also be found having been fitted at a later date.

Conversions to 7" light units

Although the preferred trend is to revert to original 8" light units as above, many cars with 8" headlamps have been converted to take 7" units using a conversion rim L380B in order to use various more modern types as can be used on cars originally fitted with 7" units i.e. YT, TD, TF & US export EXU TC: see illustrations.

HEADLAMP COMPONENTS

		TA	TC	TD	TF	YA	YB
H179	Lucas badge-headlamp	2	2	2	0	2	2
L055	Bulb holder-headlamp+YT	2	2	0	0	2	0
L057AA	Reflector-headlamp+TB	1	0	0	0	0	0
L057AB	Reflector-solenoid headlamp	0	1	0	0	1	0
L057AP	Reflector-plain headlamp	0	2	0	0	2	0
L057AS	Reflector-solenoid headlamp	0	1	0	0	1	0
L057BA	Lens-headlamp-large badge+YT	0	2	0	0	2	0
L057BB	Lens-headlamp-small badge+YT	0	2	0	0	2	0
L057BC	Lens-h/lamp "U" deep dome+YT	0	2	0	0	2	0
L057BT	Lens-headlamp "U" deep dome	2	2	0	0	0	0
L249B	Nut-head/fog lamp	2	2	2	2	2	2
L250	Headlamps-recondtned pr+YT	0	1	0	0	1	0
L250T	Headlamps-recondtned pr+TB	1	0	0	0	0	0
L251A	Catch-headlamp rim +TB	2	0	0	0	0	0
L251B	Catch-headlamp shell +TB	2	0	0	0	0	0
L251C	Screw-headlamp shell +TB	2	0	0	0	0	0
L252A	Rim catch-headlamp	0	2	0	0	2	0
L252B	Spring-headlamp rim catch	0	2	0	0	2	0
L271T	Bulb-headlamp 2-pole+TB/YT	2	2	0	0	2	0
L380B	Outer rim-reducer-8" to 7"+TB/YT	2	2	0	0	2	0
L380T	Outer rim-headlamp-chrome+YT	0	2	0	0	2	0
L380TA	Outer rim-headlamp-chrome	2	0	0	0	0	0
L380TB	Rim-h/lamp-rolled in edgeTBx2	0	0	0	0	0	0
L380TC	Chrome rim-headlamp-early TC	0	2	0	0	0	0
L381	Wire clip-headlamp retainer	4	4	4	4	4	4

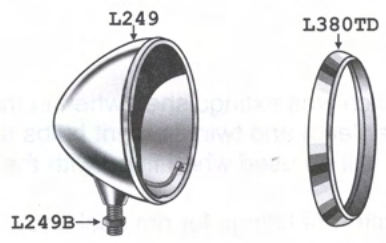


R133	Rim seal-rubber-headlamp	0	2	0	0	2	0
R133A	Rim seal-sponge-headlamp+TB	2	0	0	0	0	0

OTHER LAMPS & COMPONENTS

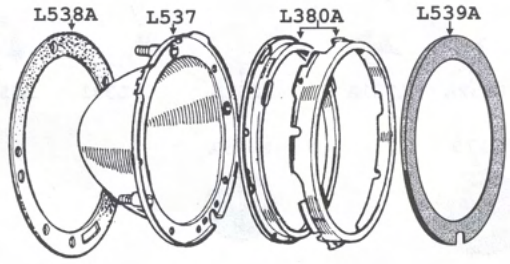
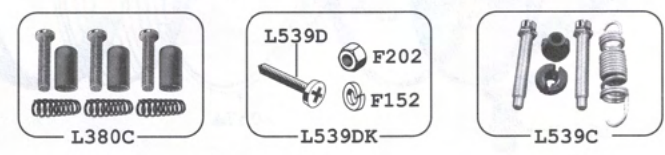
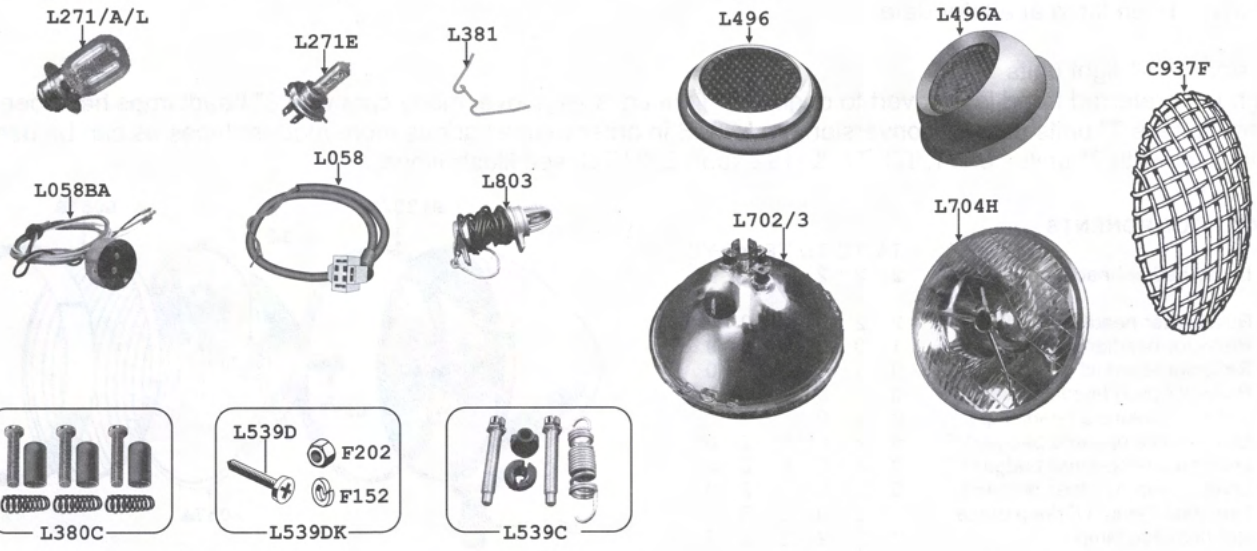
		TA	TC	TD	TF	YA	YB
C255	Plinth-stop tail lamp -late TD	0	0	2	2	0	0
H179A	Lucas badge-fog lamp	2	2	2	0	2	2
L060	D-lamp-single lens black	0	2	0	0	2	2
L060A	D-lamp-single lens chrome	0	2	0	0	2	2
L060B	D-lamp-stop/tail-divid+TB	0	2	0	0	2	2
L060C	Side lens D-lamp+TB	0	2	0	0	2	2
L060D	Red lens D-lamp	0	2	0	0	2	2
L060E	White+red lens D-lamp	0	0	0	0	2	2
L060F	Lens D-lamp one piece	0	2	0	0	2	2
L062	Lamp - stop/tail round	2	0	0	0	0	0
L129	Lamp - number plate	0	0	1	1	0	0
L129C	Cover - number plate lamp	0	0	1	1	0	0
L129D	Nut - number plate lamp	0	0	1	1	0	0
L271F	Bulb headlamp xenon	0	0	0	2	0	2
L447L	Indicator lamp on stalk (pr)	1	1	1	1	1	1
L456	Foglamp (SFT 576)	0	0	1	1	0	0
L456A	Light unit (SFT 576) foglamp	0	0	1	1	0	0
L456B	Bulb holder - fog/spotlamp	0	0	2	2	0	0
L456C	Chrome nipple - fog/spotlamp	0	0	1	1	0	0

		TA	TC	TD	TF	YA	YB
L456S	Spotlamp (SLR 576)	0	0	1	1	0	0
L456T	Light unit (SLR 576) spotlamp	0	0	1	1	0	0
L467	Sidelamp complete	2	2	2	2	2	2
L467A	Bulb holder -sidelamp- twin	2	2	2	2	2	2
L467B	Bulb holder -sidelamp- single	2	2	2	0	2	2
L467D	Lens-sidelamp glass/chrome	2	2	2	2	2	2
L467E	Chrome screw - sidelamp	2	2	2	2	2	2
L467G	Sidelamp conversion-internals (pr)	1	1	1	1	1	1
L467K	Sidelamp conversion-complete (pr)	1	1	1	1	1	1
L467R	Torpedo rear indicator lamps (pr)	1	1	1	1	0	0
L481	Foglamp (SFT 462) reconditioned	0	1	1	0	0	0
L482	Foglamp original (FT57) +YT	0	0	0	0	1	0
L485	Foglamp (FT27) replica +TB	1	1	0	0	0	0
L485A	Glass-foglamp (FT27) +TB	1	1	0	0	0	0
L486	Stop/tail lamp - circular	0	0	2	2	0	0
L486A	Stop/tail lamp- rectangular	0	0	2	0	0	0
L486B	Rim-stop/tail rectangular lamp	0	0	2	0	0	0
L486C	Lens - plastic - rectangular lamp	0	0	2	0	0	0
L486D	Lens - glass - rectangular lamp	0	0	2	0	0	0
L486E	Lens - round - stop/tail lamp	0	0	2	2	0	0
L486F	Rim - round - stop/tail lamp	0	0	2	2	0	0
L486G	Bulb holder - round - stop/tail lamp	0	0	2	2	0	0
L486H	Bulb holder - rect. - stop/tail lamp	0	0	2	0	0	0
L486J	Screw - rectangular tail lamp	0	0	4	0	0	0
L803	Inspection lamp - dash + TB	1	1	1	0	0	0
L907C	Interior roof lamp	0	0	0	0	1	1

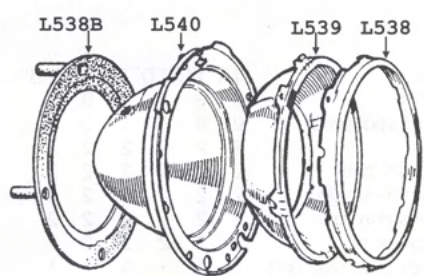


- L058 Harness - sealed beam headlamp
- L058A Harness - 7" BPF headlamp
- L249 Headlamp shell stainless
- L249B Nut -head/fog lamps
- L380TD Chrome rim - headlamp
- L381 Wire clip - headlamp retainer
- L496 Rear reflector + TB
- L496A Rear reflector
- L702 Sealed beam RHD
- L703 Sealed beam LHD
- L704H Tripod headlamp (pr) RHD H4 halogen
- L705 Tripod headlamp (pr) LHD BPF Z
- L803 Inspection lamp + TB

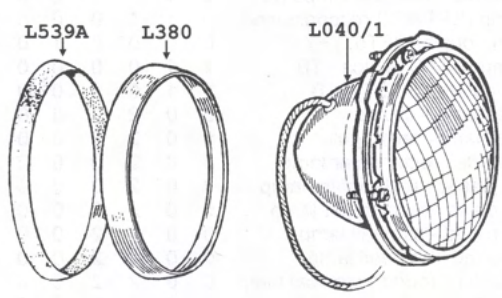
	TA	TC	TD	TF	YA	YB	YT
L058	0	0	2	2	0	2	0
L058A	0	0	0	2	2	2	2
L249	0	0	2	0	0	2	0
L249B	2	2	2	2	2	2	2
L380TD	0	0	2	0	0	2	2
L381	6	6	6	6	6	6	6
L496	2	2	2	0	2	2	2
L496A	0	0	0	2	0	0	0
L702	0	0	2	0	0	2	0
L703	0	0	2	2	0	2	0
L704H	0	0	1	1	0	1	1
L705	0	0	1	1	0	1	0
L803	1	1	1	0	0	0	0



TF Shell Type 1



TF Shell Type 2



STONEGUARDS *Protect your lamps from flying objects! No drilling needed*

C937F	Headlamp stoneguards (pair)	2
-------	-----------------------------	---

SHELL TYPE 1

L380	Outer chrome rim	2
L380A	Inner rim assembly	2
L380C	Adjuster set (1 set per lamp)	2
L537	Shell - 3 point adjuster type	2
L538A	Seal - shell assembly to wing	2
L539A	Dust excluder- inner rim	2

SHELL TYPE 2

F152	Spring washer 3/16"	A/R
F202	Nut - zinc plated 3/16"	A/R
L380	Outer chrome rim	2
L538	Inner rim assembly	2
L538B	Seal - shell assembly to wing	2
L539	Adjuster bowl	2
L539C	Adjuster set (1 set per lamp)	2
L539D	Screw - headlamp to wing	8
L539DK	Fixing kit - headlamp	2
L540	Shell - 2 point adjuster type	2

COMPLETE LAMP ASSEMBLIES

L040	Headlamp assembly RH drive	2
L041	Headlamp assembly LH drive	2

HALOGEN HEADLAMP CONVERSIONS upgrade your classic to modern lighting standards

L708	Halogen H/L kit complete pair RHD	1
L709	Halogen H/L kit complete pair LHD	1

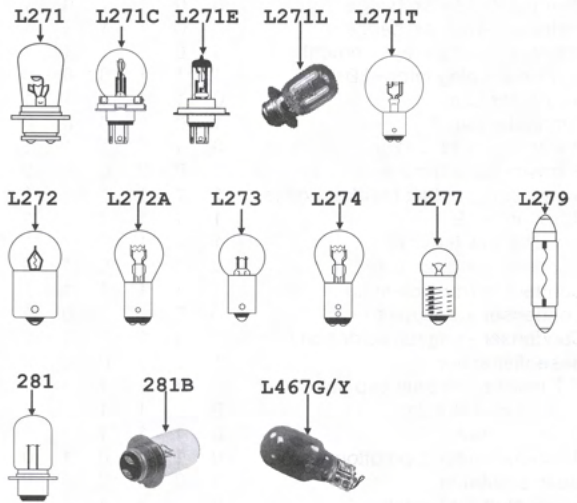


WIRING LOOMS

L001	Dash loom-braided	TA/B
L001A	Wiring loom-std braided	TA/B
L001AF	Wiring loom-sep indic	TA/B
L001AR	Wiring loom-relay indic	TA/B
L001RF	Wiring loom kit-relay	T & Y
L002	Dash loom-braided early	TC
L002A	Wiring loom-braided early	TC
L002AA	Wiring loom braided sep indic early	TC
L003	Dash loom-braided late	TC
L003A	Wiring loom-braided late	TC
L003AA	Wiring loom-braided sep ind late	TC
L003AR	Wiring loom-braided-relay indicator	TC(late)
L003C	Conduits - side lamp wires (pair)	TA/B/C
L003D	Conduit-main harness	TA/B/C
L003DD	P Clip-harness conduit to footplate	TA/B/C
L003E	Conduit - coil + fuel pump	TC
L003K	Clip set - wiring loom with flashers	TC
L004	Dash loom-braided	TD
L004A	Wiring loom-brd dash dip+relay ind	TD
L005A	Wiring loom-braid foot dip+relay ind	TD
L005E	Wiring loom-brd dash dip + flashers	TD
L005F	Wiring loom-brd foot dip+flashers	TD
L006	Dash loom-braided	TF
L006A	Wiring loom-braided	TF
L007A	Wiring loom-braided	YA
L007C	Spring - wiring harness 9"	YA/B/T
L007D	Wiring loom-upper body	YA
L008	Dash loom - braided	YT
L008A	Wiring loom-braided	YB
L008D	Wiring loom-braided + relay flashers	YT
L020A	Terminal bullet connector - all models	
L020B	Bullet connector - single - all models	
L020C	Bullet connector - double - all models	
L020D	Bullet connector - 5 way - all models	
L045H	Wiring loom-steer/column	YA/T
L045J	Wiring loom-steering/column	YB

BULBS

L271	Headlamp-BPF RHD	0	0	2	2	0	2
L271C	Headlamp-continental	0	0	2	2	0	2
L271E	Headlamp-continental-halogen	0	0	2	2	0	2
L271L	Headlamp-BPF LHD	0	0	2	2	0	2
L271T	Headlamp (2-pole)+TB+YT	2	2	0	0	2	0
L272	Sidelamp-single contact	2	2	2	0	2	2
L272A	Sidelamp-twin contact (orig)	2	2	2	2	2	2
L273	Number plate	0	0	2	2	0	0
L274	Sidelamp-twin contact (repl)	---	A/R	---			
L274	Stop/tail lamp-twin contact	---	A/R	---			
L277	Dash/panel light	---	A/R	---			
L279	Trafficator+interior	0	0	0	0	3	3
L281	Fog/spotlamp-single contact	---	A/R	---			
L281B	Fog/spotlamp-twin contact	---	A/R	---			
L467G	Amber bulb-L467G conversion	2	2	2	2	2	2
L467GY	Clear bulb-L467G conversion	2	2	2	2	2	2



Cockpit Heater


COCKPIT HEATER

Compact heaters suitable for all models. 2 speed centrifugal fan with two fully adjustable cockpit vents and demist outlets. (Blank off if not required)
Heat output-4.0 kW

A265B	Sealing washer for B387 & A847	2	2	2	2	2	2
B849D	Heater 1.25" demist outlet	1	1	1	1	1	1
B387	"Take off" union	0	1	1	1	0	0
B589B	Outlet plate-rear cylinder head	0	1	1	1	0	0
B847	Heater tap	1	1	1	1	1	1
B849S	Switch-heater 3 speed	1	1	1	1	1	1



B849D/E



B847



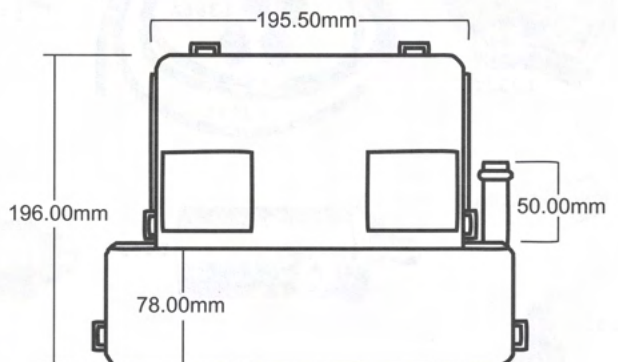
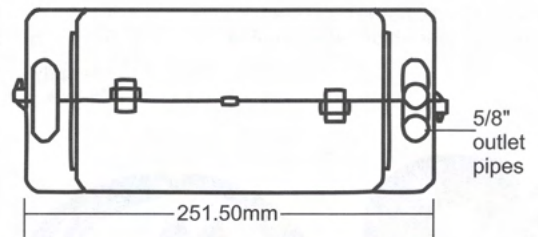
B387



B849S



B589B







All models were originally positive earth, but we can supply electronic distributors and conversions in negative if required.
 Conversion kits for electronic ignition are fitted out of sight inside original distributor & supplied with full diagram & fitting instructions.

		TA	TC	TD	TF	YA	YB
L010A	Micro adjuster-distrib+TB	1	1	0	0	0	0
L010N	Electronic ignition kit (neg)	1	0	0	0	0	0
L010P	Electronic ignition kit (pos)	1	0	0	0	0	0
L010X	Distributor-DK4A exchange	1	0	0	0	0	0
L011	Electronic ignition kit (pos)	0	1	0	0	0	0
L011A	Electronic ignition kit (pos)-late	0	0	1	1	0	0
L011AN	Electronic ignition kit (neg)-late	0	0	1	1	0	0
L011N	Electronic ignition kit (neg)	0	1	0	0	0	0
L012B	Clamp - dist DKY4A	0	0	1	0	1	0
L012C	Lock bolt-DKY4A distributor+TB+YT	0	1	1	0	1	0
L012EX	Distrib - DKY4A elect conv +TB	0	1	1*	0	1	1*
L012S	Distributor-Lucas replacement + YT	0	1	1*	0	1	0
L012X	Distributor-DKY4A exchange+TB+YT	0	1	1*	0	1	0
L013BX	Distributor-D2A exchange	0	0	1	1	0	1
L013EX	Distributor-D2A exchange	0	0	1	1	0	1
L013S	Distributor-Lucas replacement	0	0	1**	1	1	1
L051	Ignition warning lamp+TB+YT	1	1	1	0	0	0
L053	Distributor cap	0	1	1	1	1	1
L053T	Distributor cap	1	0	0	0	0	0
L054	Points-contact breaker	0	1	1	1	1	1
L054T	Points-contact breaker	1	0	0	0	0	0
L054K	Screw set - contact breaker points	1	1	1	1	1	1
L212	Rotor arm+TB	1	1	1	1	1	1
L332	Terminal-low tension	1	1	1	1	1	1
L333	Condenser + baseplate	0	1	1	0	1	0
L333A	Condenser (replacement)	1	1	1	1	1	1
L333B	Condenser + baseplate	0	0	1**	1	0	1
L333C	Condenser - original solder on type	1	1	1	1	1	1
L333T	Base-distributor	1	0	0	0	0	0
L344A	H.T lead+spark plug cap set	1	1	1	1	1	1
L358B	Cotter pin-distributor	0	0	1	1	0	1
L359	Gear-distributor	0	1	1	1	1	1
L359C	Bush-distributor-top/bottom+TB	0	1	1	0	1	0
L359T	Gear-distributor	1	0	0	0	0	0
L360	Spark plug 3/4" reach	0	0	4	4	0	4
L360T	Spark plug 1/2" reach	4	4	4	0	4	0
L361	Holder-spark plugs	1	1	1	1	1	1
L361A	Plug holder 'MG' 4 cylinder	1	1	1	1	1	1
L386A	Spark plug cap-set 4	1	1	1	1	1	1
L419	H.T. cable black (per metre)	5	5	5	5	5	5
L419A	Separator-HT leads	5	5	5	5	5	5
L449	Coil-sports replacement	1	1	1	1	1	1
L449S	Sports coil - high output	1	1	1	1	1	1
L479	Coil (replacement)	1	1	1	1	1	1
L479AX	Coil-original +TB	1	1	0	0	1	0
L883	Plastic nut-distributor cap	5	5	5	5	5	5
L883A	Plastic nut-HT coil lead	1	1	1	1	1	1
L883B	Washer-high tension cable	5	5	5	5	5	5

* = early
 ** = late





Flashing Indicator Systems and Updates

TA/TB Except for Tickford bodied models, no indicator system was fitted. USA export YT and late TC were originally fitted with flashing indicators which used two relays to operate extra red rear lamps not fitted to home market versions. These relays and lamps are no longer available. YA and YB used semaphore trafficators which, although are still legal are often considered somewhat unsafe as they are not familiar to present day road users. We can supply replacement parts for these, and some owners like to retain them for period appeal as well as fitting a flashing system.

TA TB TC

We recommend the fitting of twin filament bulb holders to the front side lamps, and similar style lamps L467R to each side of the fuel tank end plates. These have amber bulbs but clear glass lenses and are therefore unobtrusive except when flashing. The wiring for this is quite simple as it can be independent of the wiring loom. We offer a simple switch which can be fitted out of sight under the dashboard.

YA YB & YT

These models can use the twin filament bulb holders in the side lamps, and for the rear we offer a pair of small stalk mounted lamps L447L that can be fitted to the bumper support brackets.

TD/TF

Export model TDs and all TFs used the 8-post relay L385 and flasher unit L385A enabling the tail lamps to act as indicators as well as stop and tail lamps, the stop light flashing when turning in the relevant direction. The front side lamps contained twin filament bulbs, the 21w filament used for flashing. This system was quite common in the 1950s and is still legal and can be retro fitted in order to avoid the unsightly "amber blisters" sometimes seen. If a more updated arrangement is preferred for the rear, stalk lamps can be fitted to the bumper brackets.

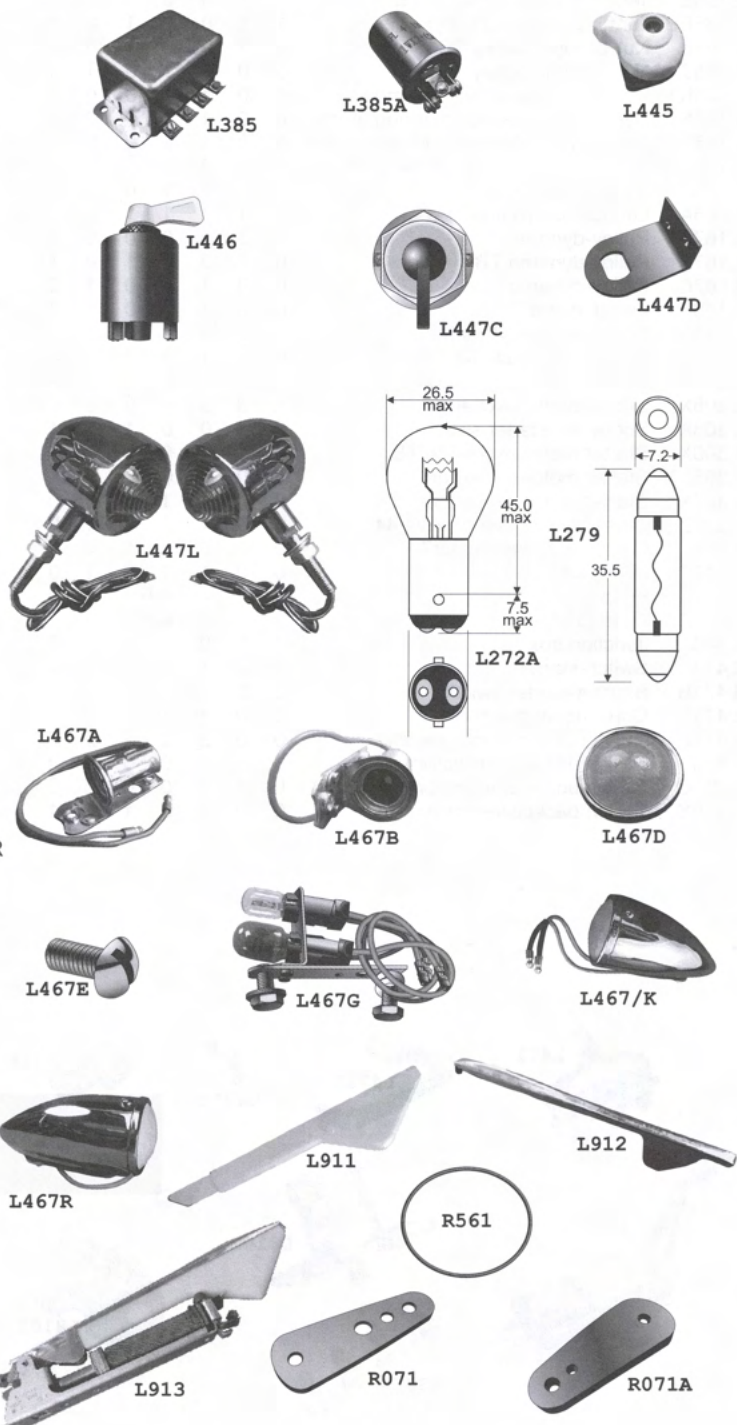
Parts for Flashing Indicators & Conversions


		TA	TB	TC	TD	TF	Y
L385	Relay -indicators	0	0	0	1	1	0
L385A	Flasher unit- indicators	1	1	1	1	1	1
L445	Switch-indicator	1	1	1	0	0	0
L446	Indicator switch with lever	0	0	0	1	1	0
L447A	Lever-indicator switch	0	0	0	0	1	0
L447C	Indicator switch replacement	1	1	1	1	1	1
L447D	Bracket-indicator lever	1	1	1	1	0	0
L447E	Screw-indicator lever	0	0	0	1	1	0
L447L	Stalk flasher lamp (pr)	1	1	1	1	1	1
L467	Side lamp complete-chrome	2	2	2	2	2	2
<i>(complete with clear twin filament bulbs)</i>							
L467A	Bulb holder-side lamp twin	2	2	2	2	2	2
L467B	Bulb holder-side lamp single pole	2	2	2	2	2	2
L467D	Glass/chrome rim-side lamp	2	2	2	2	2	2
L467E	Chrome screw-side lamp	2	2	2	2	2	2
* L467G	Bulb holder amber/clear (pr)	1	1	1	1	1	1
L467GY	Clear bulb-L467 conversion	2	2	2	2	2	2
L467GZ	Amber bulb-L467 conversion	2	2	2	2	2	2
L467K	Side lamp complete conversion (pr)	1	1	1	1	1	1
L467R	Torpedo rear indicator lamps (pr)	1	1	1	1	1	1
R561	Seal-side lamp rim	2	2	2	2	2	2
* R071	Pad-side lamp base upper	2	2	2	2	2	2
R071A	Pad-side lamp base lower	2	2	2	0	0	0

* uses small separate amber & clear bulbs

Parts for Y-Type Semaphore Trafficators



L272A	Bulb-side lamp-twin filament	2	2	2	2	2	2
L274	Bulb-stop/tail or side-twin filament	4	4	4	4	4	4
L279	Bulb-trafficator/interior light	0	0	0	0	0	A/R
L911	Orange lens-trafficator	0	0	0	0	0	2
L912	Chrome cover-trafficator	0	0	0	0	0	2
L913	Trafficator-reconditioned	0	0	0	0	0	2






Starter & Generator

		TA	TC	TD	TF	YA	YB	YT
L110	Brush set-starter	0	0	1	1	0	1	1
L110T	Brush set-starter	1	1	0	0	1	0	1
L127B	Regulator RF91 to chassis 3414	0	1	0	0	0	0	0
L127C	Regulator-9 post (RF95)	0	1	1	0	1	0	1
L127E	Screw - regulator to bulkhead	0	0	2	2	0	0	0
L127S	Regulator-5 post	0	0	1	1	0	1	0
L127XT	Regulator-3 brush-exch+TB	1	0	0	0	0	0	0
L128	Brush set-dynamo-C39	0	0	1	1	0	1	0
L128G	Brush set-dynamo-(C40 repl)	0	0	1	1	0	1	0
L128T	Brush set-dynamo+TB	1	0	0	0	0	0	0
L128C	Brush set-dynamo	0	1	0	0	1	0	1
L164X	Dynamo-recond-exchange	0	0	1	1	0	0	0
L165AX	Dynamo-recond-exchange+TB	1	0	0	0	0	0	0
L165BX	Dynamo-recond-exchange	0	1	0	0	0	0	1
L165CX	Dynamo-recond-exchange	0	0	0	0	1	0	0
L165D	Woodruff key-dynamo +TB	1	1	0	0	1	0	1
L165DX	Dynamo-recond-exchange	0	0	0	0	0	1	0
L165E	Terminal cover-dynamo TB	1	1	0	0	1	0	1
L165EE	Terminal nut set(2) - dynamo	1	1	0	0	1	0	1
L165F	Nut-dynamo pulley TB	1	1	0	0	1	0	1
L165J	Nut-dynamo pulley	0	0	1	1	0	1	0
L165KT	Bolt & nut mount set-dynamo	0	0	1	1	0	0	0
L165N	Dynalite C39 tacho drive-neg. earth	0	0	1	1	0	0	0
L165P	Dynamator C39 tacho drv-pos. earth	0	0	1	1	0	0	0
L165ST	Dynalite C45 (negative) tacho drive	0	1	0	0	0	0	0
L165Z	Dynamo (repRO~)	0	0	1	1	0	0	0
L166A	Lubricator-dynamo	1	1	1	1	1	1	1
L167A	Pulley-dynamo	1	0	0	0	0	0	0
L167B	Pulley-dynamo TB	0	1	0	0	1	0	1
L167C	Pulley-dynamo	0	0	1	1	0	1	0
L168	Fan-dynamo	0	0	1	1	0	1	0
L168A	Pulley/fan (alloy) early	0	0	1	0	0	1	0
L236	Bendix spring-starter	0	0	1	1	0	1	0
L305A	Bolt-starter motor fixing	3	3	2	2	3	2	2
L305X	Starter motor-exchange	1	0	0	0	0	0	0
L306K	Screw set-starter switch	0	1	0	0	1	1	1
L306X	Starter motor-exchange TB	0	1	0	0	1	0	1
L306YX	Starter motor-exchange	0	0	0	0	1	0	1
L307X	Starter motor-exchange	0	0	1	1	0	1	0
L307Z	Starter motor (repro) +W4/44	0	0	1	1	0	1	0
L308	Grommet-starter motorT	0	1	0	0	1	0	1
L342	Fuse box	0	0	1	1	0	1	0
L342A	Fuse (35A)				---	A/R	---	
L342B	Fuse (50A)				---	A/R	---	
L343	Junction box	0	0	0	0	1	0	1
L471	Switch-starter	0	0	1	1	1	1	1
L471B	Bracket-starter switch	0	0	1	1	1	1	1
L471D	Coupling-starter cable	0	0	1	1	1	1	1
L471E	Rubber cover-starter switch	0	0	2	2	2	2	2
L810	Switch unit-starter motor	1	0	0	0	0	0	0
L810C	Switch unit-starter motor+TB	0	1	0	0	0	0	0
L810Y	Switch backplate-starter	0	0	0	0	1	0	1








Battery

		TA	TC	TD	TF	YA	YB
L189A	Lead-battery to starter +TB	1	0	0	0	0	0
L189B	Lead-battery to starter	0	1	0	0	0	0
L189C	Loop clip-battery cable	0	1	0	0	0	0
L190	Lead-battery to switch	0	0	1	1	1	1
L190A	Lead-starter switch	0	0	1	1	1	1
L191	Lead-earth strap to battery	1	1	1	1	1	1
L191A	Lead-between batteries+TB	1	0	0	0	0	0
L191B	Lead-earth strap-engine	1	1	1	1	1	1
L192	Hook bolt-battery (pr)	0	0	1	1	0	0
L192B	Hook bolt-battery (pr)+YT	0	1	0	0	1	0
L192T	Hook bolt-battery	4	0	0	0	0	0
L193D	Clamp bar-battery	2	0	0	0	0	0
L194	Clamp bar-battery	0	0	1	1	0	0
L194A	Clamp bar-battery	0	0	0	0	1	1
L194D	Pad-battery base+TB	4	0	0	0	0	0
L199	Loop clip-battery/tach cable	1	1	1	1	1	1
L200	Battery-6v dry charged+TB	2	0	0	0	0	0
L200A	Battery-tar top-dry charged	0	1	1	1	1	1
L448B	Dome-windtone horn	0	0	2	2	0	2
L448C	Windtone horn-low note	0	0	1	1	0	1
L448D	Windtone horn-high note	0	0	1	1	0	1
L448E	Flex bracket-windtone horn	0	0	2	2	0	2
L448L	Bracket-horn LH	0	0	1	1	0	1
L448R	Bracket-horn RH	0	0	1	1	0	1
L462	Relay-windtone horns	0	0	1	1	0	1
L487	Horn-'Altette'	1	1	0	0	0	0
R784	Bush-cable clamp	0	A/R	0	0	0	0
X060	Battery cut-off terminal	1	1	1	1	1	1




Fuel Pump

		TA	TC	TD	TF	YA	YB
L061A	Points set-fuel pump	1	1	1	1	1	1
L01BB	Filter-fuel pump	1	1	1	1	1	1
L01BC	Washer-filter-fuel pump	1	1	1	1	1	1
L061D	Diaphragm-fuel pump H/P	0	0	0	1	0	0
L061E	Union-fuel pump inlet	1	1	1	1	1	1
L061EE	Outlet union-fuel pump	1	1	1	1	1	1
L061EX	Fuel pump-solid state L/P	1	1	1	1	1	1
L061G	Gasket-fuel pump body	1	1	1	1	1	1
L061X	Fuel pump-SU L/P exchange	1	1	1	1	1	1
L063EX	Fuel pump-solid state H/P	0	0	0	1	0	0
L063X	Fuel pump-SU H/P exchange	0	0	0	1	0	0
L064	Pedestal-fuel pump	1	1	1	1	1	1
L065A	Repair kit-low press pump	1	1	1	1	1	1
L066	Repair kit-high press pump	0	0	0	1	0	0
L066A	Screw-fuel pump body	6	6	6	6	6	6
L067	Terminal knob-fuel pump	1	1	1	1	1	1
L068A	End cap-low press pump	1	1	1	1	1	1
L068B	End cap-H/P pump (rear mount)	0	0	0	1	0	0
L069	Bracket-fuel pump L/P	0	0	1	1	1	1
L069B	Mount kit-fuel pump H/P (rear mount)	0	0	0	1	0	0
L069C	Cover-fuel pump H/P (rear mount)	0	0	0	1	0	0
L069D	Right angle union-fuel pump	1	1	1	1	1	1
L069P	Pad set-fuel pump mount	0	0	1	1	1	1
L069T	Bracket kit-fuel pump mount	0	0	1	1	1	1
L752A	Plate-fuel pump mount	0	0	1	1	1	1
R793	Pad-battery box	0	1	0	0	1	1
T037TC	Battery box lid	0	1	0	0	0	0
T532	Battery tray	0	0	1	1	0	0
X207	Battery box liner	0	0	1	1	0	0





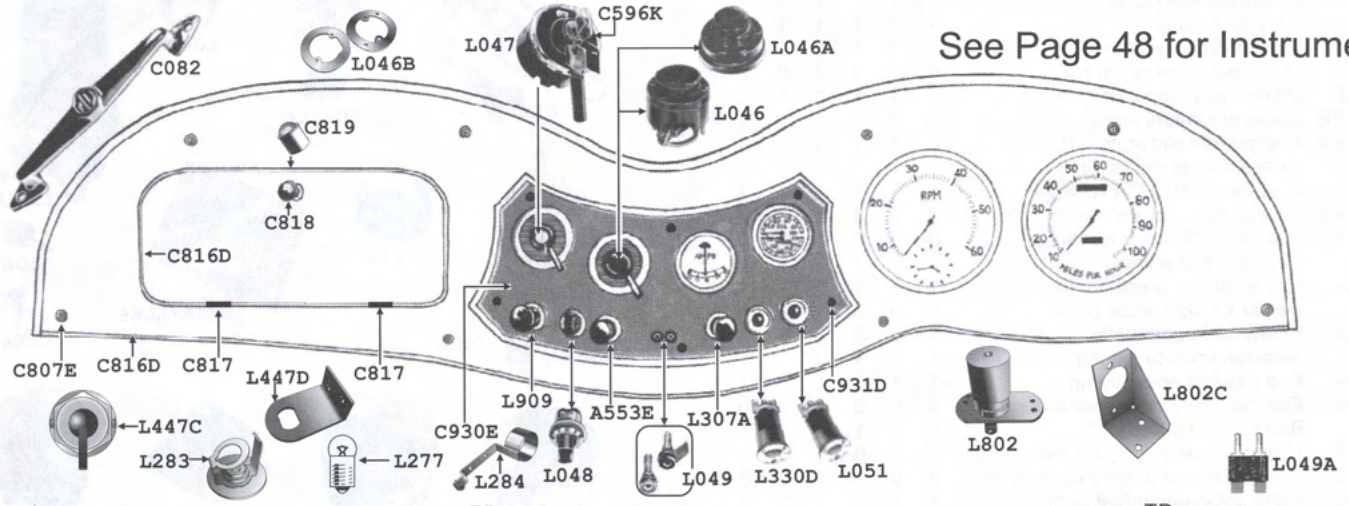
See Page 48 for Instruments



	TA	TB	TC
A553B	1	1	1
A553CT	1	1	1
A813	1	1	0
C082	1	1	1
C596K		A/R	
C807B	1	1	1
C816D	2	2	2
C816K	1	1	1
C930B	1	1	1
C930C	0	0	1
<i>(1949 model only)</i>			
C931D	6	6	6
F950CS	4	4	4
L046	1	1	1
L046B	1	1	1
L047	0	0	1
L047R	0	0	1
L047T	1	1	0
L048	2	2	2
L049	1	1	1

	TA	TB	TC
L049A	1	1	1
L050	1	1	1
L050A	1	1	1
L051	1	1	1
L051AA	1	1	1
L051R	1	1	1
L277		-A/R-	
L283	6	6	6
L284	4	4	4
L306A	1	1	1
L445	1	1	1
L447C	1	1	1
L447D	1	1	1
L330C	0	0	1
T523C	0	0	1
<i>(1949 only)</i>			
W931A	1	1	1
W931W	1	1	1
X107C	1	1	1
XDP1		-A/R-	

See Page 48 for Instruments



	TD
A553E	1
C082	1
C596K	A/R
C807E	1
C816D	1
C816K	1
C817	2
C818	1
C819	1
C930E	1
C931D	6
J081	1
L046	1
L046A	1
L046B	1
L047	1
L047R	1
L048	1/2
L049	1

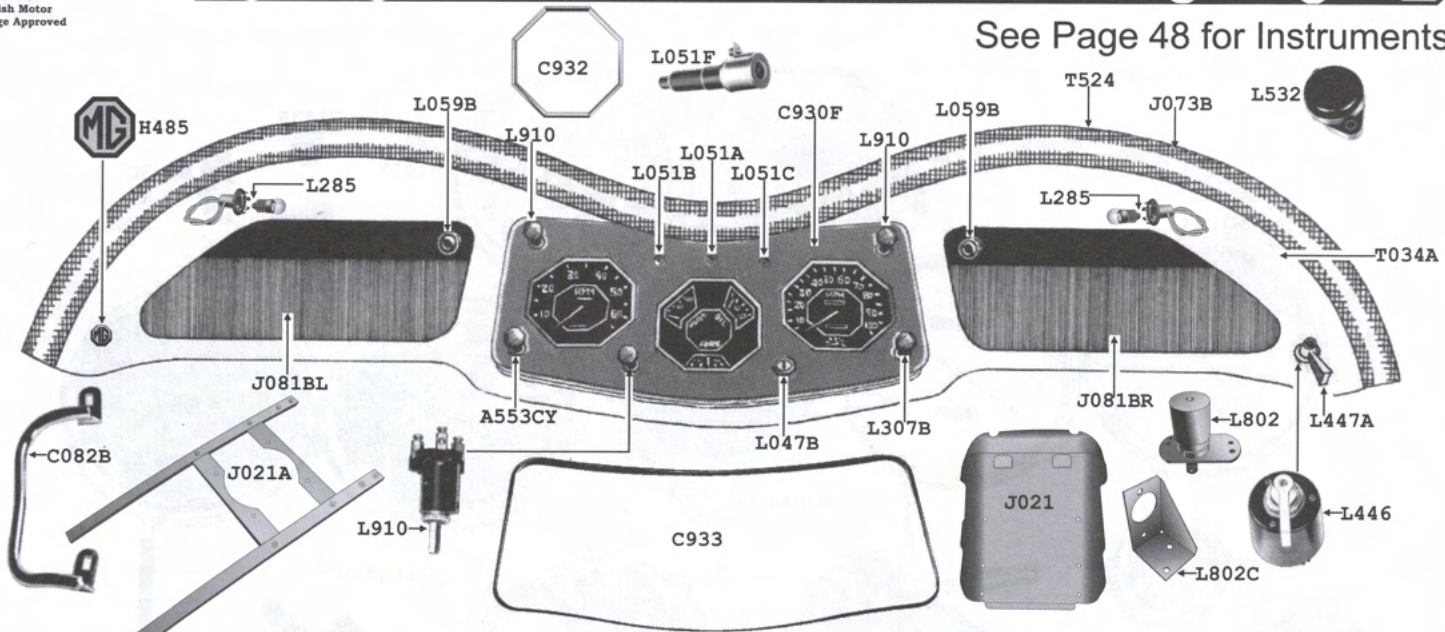
	TD
L049A	1
L051	1
L051R	1
L051G	1/2
L277	A/R
L283	6
L284	4
L307A	1
L330D	1/2
L447C	1
L447D	1
L802	1
L802C	1
L909	1
L909A	1
T523A	1
T523B	1
X107D	1
X107E	1
XDP1	AR

Note: Late TD with rheostat switch only uses one.

★ early

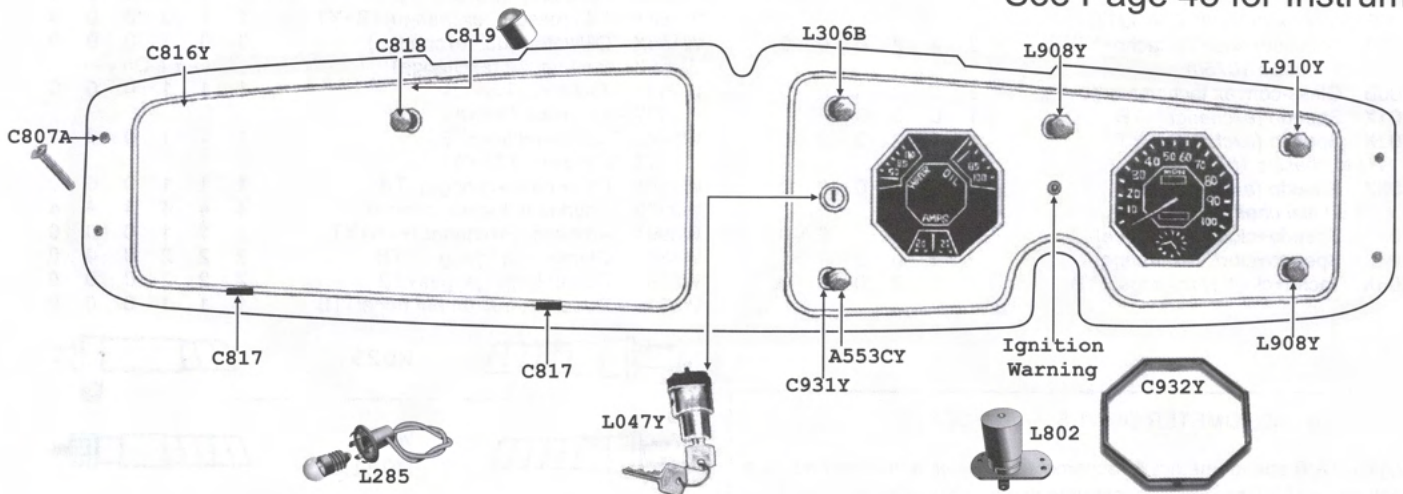


See Page 48 for Instruments




A553C	Cable-choke	TF	1	L051B	Lens-blue-fuel warning lamp	TF	1
C082B	Grab handle-chrome RHD		1	L051C	Lens-green-turn signal warning lamp		1
C082C	Grab handle-chrome LHD		1	L059B	Knob-wiper control		2
C930F	Centre panel-unpainted		1	L285	Bulb holder- map light		2
C931B	Chrome ring-ignition switch		1	L307B	Cable-starter		1
C932	Bezel-instrument surround-chrome		3	L330F	Lamp-fuel warning-blue (complete)		1
C933	Outer rim-instrument panel-chrome		1	L446	Indicator switch with knob		1
H485	'MG' badge		1	L447A	Handle-turn signal switch		1
J021	Under dash panel		1	L450	Warning light with 3 coloured lenses		3
J021A	H frame - under dash panel		1	L532	Horn button		1
J073B	Foam-dash rail		1	L802	Dipswitch-floor mount (fr ch 18883)		1
J079	'T' bolt-trim rail		6	L802C	Bracket - dipswitch		1
J081A	Upper liners-glove box (pr)		1	L910	Switch-lighting/panel/foglamp		3
J081BL	Metal casing-glove box LH		1	L910A	Knob set-switches		1
J081BR	Metal casing-glove box RH		1	T034A	Dashboard panel-uncovered		1
L047B	Switch + barrel/key-ignition		1	T524	Trim rail-surround (uncovered)		1
L051A	Lens-red-ignition warning lamp		1	X107F	Dshbrd panel-walnut veneered (optional)		1

See Page 48 for Instruments



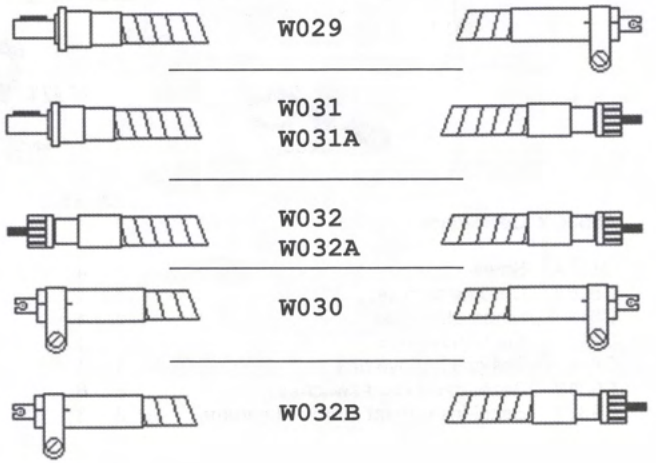
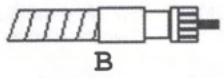
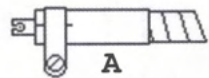
A553CY	Cable-choke	YA	1	YB	1	L047Y	Switch+barrel/key-ignition	YA	1	YB	1
C807A	Screw		4		4	L285	Bulb holder-panel lamps		4		4
C816Y	Chrome strip set		1		1	L306B	Cable-starter		1		1
C817	Hinge-glove box		1		1	L802	Dipswitch-floor mount		1		1
C818	Knob-glove box		1		1	L908Y	Switch-panel/foglamp		2		2
C819	Ball catch-glove box		1		1	L910Y	Switch-lighting		1		1
C931Y	Bezel-dash-board switches		6		6	X150	Dashboard-walnut RHD		1		1
C932Y	Bezel-instrument surround-chrome		3		3	X151	Dashboard-walnut LHD		1		1

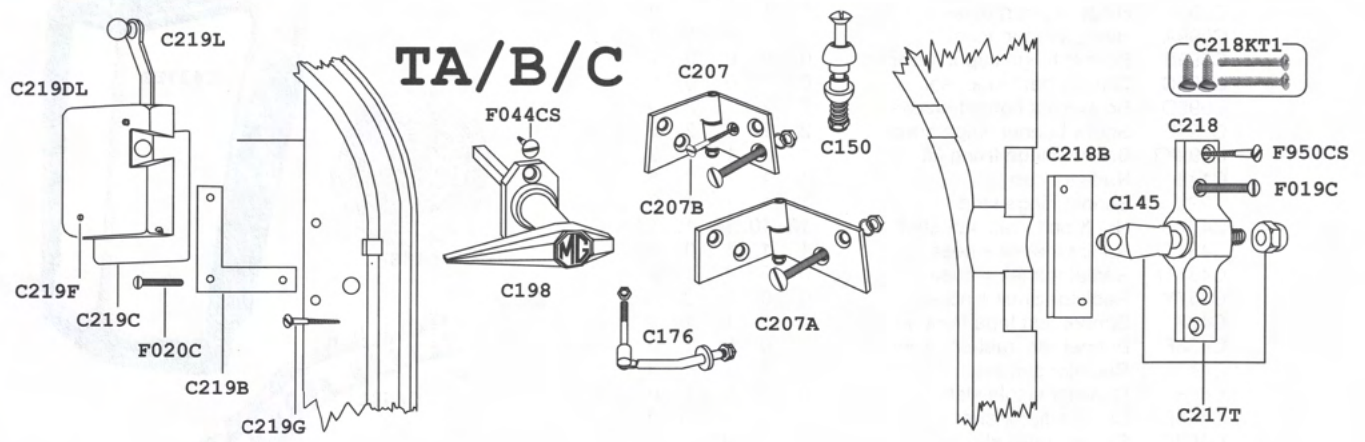
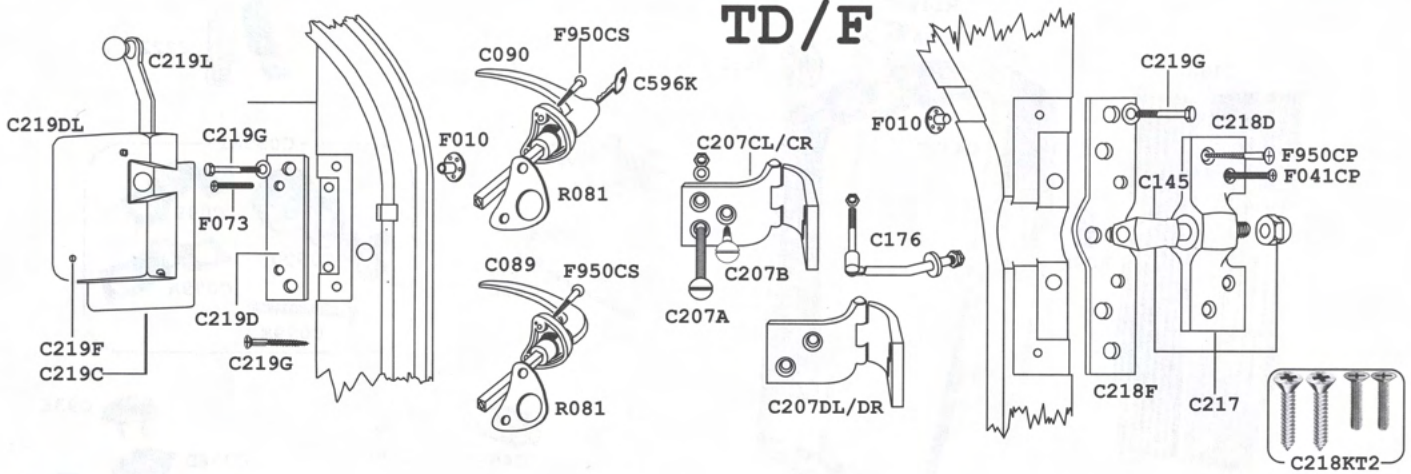


	TA	TC	TD	TF	YA	YB		TA	TC	TD	TF	YA	YB
W029 Speedo cable+TB	1	0	0	0	0	0	W107X Tacho + clock (exchange)	0	1	1	0	0	0
W030 Tacho cable+TB	1	0	0	0	0	0	(TD to chassis 10750)						
W031 Speedo cable	0	1	1	0	0	0	W108A Clock-tacho (exchange)	0	0	1	0	0	0
W031A Speedo cable+LHD YT	0	1	1	0	0	0	(dished dial chassis 10751 on)						
W031AF Speedo cbl+YT RHD only	0	0	0	1	0	0	W108X Tacho+clock (exchange)	0	0	1	0	0	0
W031AL Speedo LHD	0	1	1	0	0	0	(dished dial chassis 10751 on)						
W031AY Speedo RHD	0	0	0	0	1	1	W109X Tacho (exchange)	0	0	0	1	0	0
W031BY Speedo LHD	0	0	0	0	1	1	W153A Adaptor-temp sender+TB	1	1	1	0	0	0
W032 Tacho cable+YT	0	1	1	1	0	0	W153B Adaptor - temp sender 3/8 BSP m/f	1	1	1	0	0	0
W032A Tacho cable+YT	0	1	1	1	0	0	W153C Adaptor - temp sender 3/8 BSP m/m	1	1	1	0	0	0
W032B Tacho cable with A+B drive(see note below)							W153D Adapter - temp sender 5/8" m/f	1	1	1	0	0	0
W033 Reduction gearbox +YT	0	1	1	1	0	0	W153X Water temp gauge (exch)+TB	1	1	1	0	0	0
W033T Reduction gearbox +TB	1	0	0	0	0	0	W153XF Water temp gauge (exchange)	0	0	0	1	0	0
W033A Connector assy-for above*	1	1	1	1	1	1	W154D Face only-oil press+TB	1	1	1	0	0	0
* (included with W033 & W033T)							W154X Oil pressure (exchange)TB+YT	1	1	0	0	0	0
W100A Bezel-speedo+TB/tacho+YT	2	2	2	0	0	0	W155X Oil/water-dual (exchange)	0	0	1	0	0	0
(TD to chassis 10750)							W156X Fuel gauge (exchange)	-- YT Only --					
W100B Glass-convex tacho/speedo+TB,YT	2	2	2	0	0	0	W163 Tacho-replica+TB	1	1	1	0	0	0
W101X Speedo (exchange)+TB	1	0	0	0	0	0	(TD to chassis 10750)						
W102X Speedo (exchange)+YT	0	1	1	0	0	0	W164. Speedo-replica+TB	1	1	1	0	0	0
(TD to chassis 10750)							(TD to chassis 10750)						
W103X Speedo (exchange)	0	0	1	0	0	0	W165X Oil temp (exchange)+TB	1	1	1	0	0	0
(dished dial chassis 10751 on)							W336N Knurled nut-speedo,tacho	4	4	4	4	4	4
W104X Speedo+clock (exchange)	0	0	0	1	0	0	W399X Ammeter (exchange)+TB+YT	1	1	1	0	0	0
W105X Speedo+clock (exchange)	0	0	0	0	1	1	W489 Clamp-small gauges+TB	2	2	2	0	0	0
W106X Tacho+clock (exchange)+TB	1	0	0	0	0	0	W848 Clamp-large gauges+TB	2	2	2	0	0	0
							W931 Decal set-instrument panel+TB	1	1	1	0	0	0

SPEEDO & TACHOMETER DRIVES: TA/B MODELS

Original TA/B speedometers & tachometers use cable attachments by a small screw (A). Reproduction instruments use a square drive (B). If using TC Instruments or reproduction speedo W164 on a TA/B, use W031/W031A. New tacho drive gearboxes (W033/W033/T) also use square drive, so use W032/W032A with W163, or W032B replacement cable with W163 and original gearbox.





Bright Work

	TA	TB	TC	TD	TF
C089 Door handle-plain	0	0	0	2	2
C090 Door handle-locking (option)	0	0	0	1	1
C145 Wedge+nut-door striker	2	2	2	2	2
C150 Hinge pin assembly	4	4	4	0	0
C198L Door handle LH	1	1	1	0	0
C198R Door handle RH	1	1	1	0	0
C218 Plate-striker	2	2	2	0	0
C218D Plate-striker	0	0	0	2	2
C219DL Cover-door lock LH	1	1	1	1	1
C219DR Cover-door lock RH	1	1	1	1	1
C219G Screw-door lock	2/4	2/4	2/4	2/4	2/4
C219L Door lock-complete LH	1	1	1	1	1
C219R Door lock-complete RH	1	1	1	1	1

Hinges & Plates

	TA	TB	TC	TD	TF
C176 Door check	2	2	2	2	2
C207 Door hinge (set 4) w/screws	1	1	1	0	0
C207CL Door hinge-top LH	0	0	0	1	1
C207CR Door hinge-top RH	0	0	0	1	1
C207DL Door hinge-bottom LH	0	0	0	1	1
C207DR Door hinge-bottom RH	0	0	0	1	1
C217 Striker plate & wedge	0	0	0	2	2
C217T Striker plate & wedge	2	2	2	0	0

	TA	TB	TC	TD	TF
C218B Fixing plate-striker	2	2	2	0	0
C218F Fixing plate-striker	0	0	0	2	2
C218KT1 Fixing kit-door striker	2	2	2	0	0
C218KT2 Fixing kit-door striker	0	0	0	2	2
C219B Plate-door lock to body	2	2	2	0	0
C219C Shim 1/16" lock adjusting	--	A/R	--	--	--
C219D Plate-door lock to body	0	0	0	2	2
C596K Key-state MRN/FP/FA+number	--	A/R	--	--	--


R081 Gasket-door handle	0	0	0	2	2
-------------------------	---	---	---	---	---

Fixings



	TA	TB	TC	TD	TF
C207A Bolt+nut-door hinge	16	16	16	16	16
C207B Woodscrew-door hinge	4	4	4	2	2
C219F Screw set-lock cover	1	1	1	1	1
C219G Woodscrew-door lock	2	2	2	2	2
F010 T-Nut-screw locating	0	0	0	8	8
F019C Screw 3/16" CSK slotted chrome	--	AR	--	--	--
F020C Screw 3/16" Whitworth slt chrome	6	6	6	6	6
F041CP Machine screw-2BA 3/4" chrome Pozi	0	0	0	4	4
F073 Wood screw-brass	0	0	0	4	4
F950CP Wood screw-chrome (Pozi)	0	0	0	10	10
F950CS Wood screw-chrome (slotted)	4	4	4	0	0





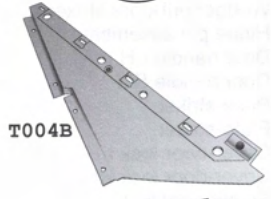
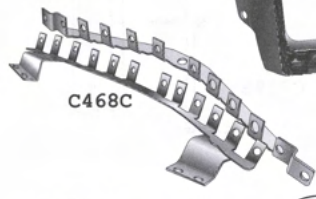
C089




C198



		TA	TC	TD	TF	Y
C099	Hinge support outer	1	1	1	1	0
C099A	Hinge support inner	1	1	1	1	0
C099B	Bonnet hinge support front	0	0	0	0	1
C099C	Clip bonnet hinge rear	0	0	0	0	1
C099D	Screw+nut bonnet bracket	2	2	2	2	0
C099E	Screw bonnet hinge bracket	2	2	2	2	0
C099KT	Bonnet hinge fixing kit	1	1	1	1	0
C148	Radiator cap	1	1	1	1	0
C222	Bonnet hinge strip	1	1	1	1	0
C437C	Nut & bolt - radiator shell	10	10	10	10	10
C437T	Radiator shell + nose	1	1	1	0	1
C437TF	Radiator shell + nose	0	0	0	1	0
C437Y	Radiator Shell + nose	0	0	0	0	1
C438	Bonnet rest tape front 59"	1	1	1	1	1
C438F	Bonnet rest rubber - front	0	0	0	1	0
C468	Radiator slat set	1	1	1	0	0
C468A	Radiator single slat	0	0	0	12	0
C468B	Clip - radiator slat	0	0	0	24	0
C468D	Screw - grille slat	---AR---				
C468C	Grille Finger set - top & bottom	0	0	0	1	0
C468Y	Radiator single slat	0	0	0	0	22
C468YY	Radiator slat assembly complete	0	0	0	0	1
C497	Bolt+nut lamp bracket	2	2	2	0	0
C810	Bracket radiator side	2	2	2	0	0
C936	Dummy radiator cap	0	0	0	1	0
C936A	Radiator plinth false nose	1	1	1	0	0
C936D	Radiator false nose	0	0	0	1	0
C936Y	Radiator false nose	0	0	0	0	1




		TA	TC	TD	TF	Y
H080	Grille badge "MG"	1	1	1	0	1
H080A	Grille badge "MG"	0	0	0	1	0
R072	Grommet rad shell + reserve tap	3	3	3	0	0
R149	Seal radiator cap	1	1	1	0	1
T004A	Duct panel radiator	0	0	0	1	0
T004B	Side plates radiator pair	0	0	0	1	0



	TA	TB	TC	TD	TF	Y
C091	1	1	1	0	0	0
C092	1	1	1	0	0	0
C093	0	0	0	1	1	1
C093A	0	0	0	1	1	1
C228	0	0	0	1	1	0
C229D	0	0	0	1	0	1
C229F	0	0	0	0	1	0
C230T	0	0	0	4	4	0
C230Y	0	0	0	0	0	4
C349	0	0	0	2/4	2/4	2/4
C586	--- A/R ---					
C815	0	0	0	0	0	1
C852	0	0	0	5/6	5/6	5/6
C857A	0	0	0	2	2	0
C857B	0	0	0	2	2	0
C858	0	0	0	0	0	2

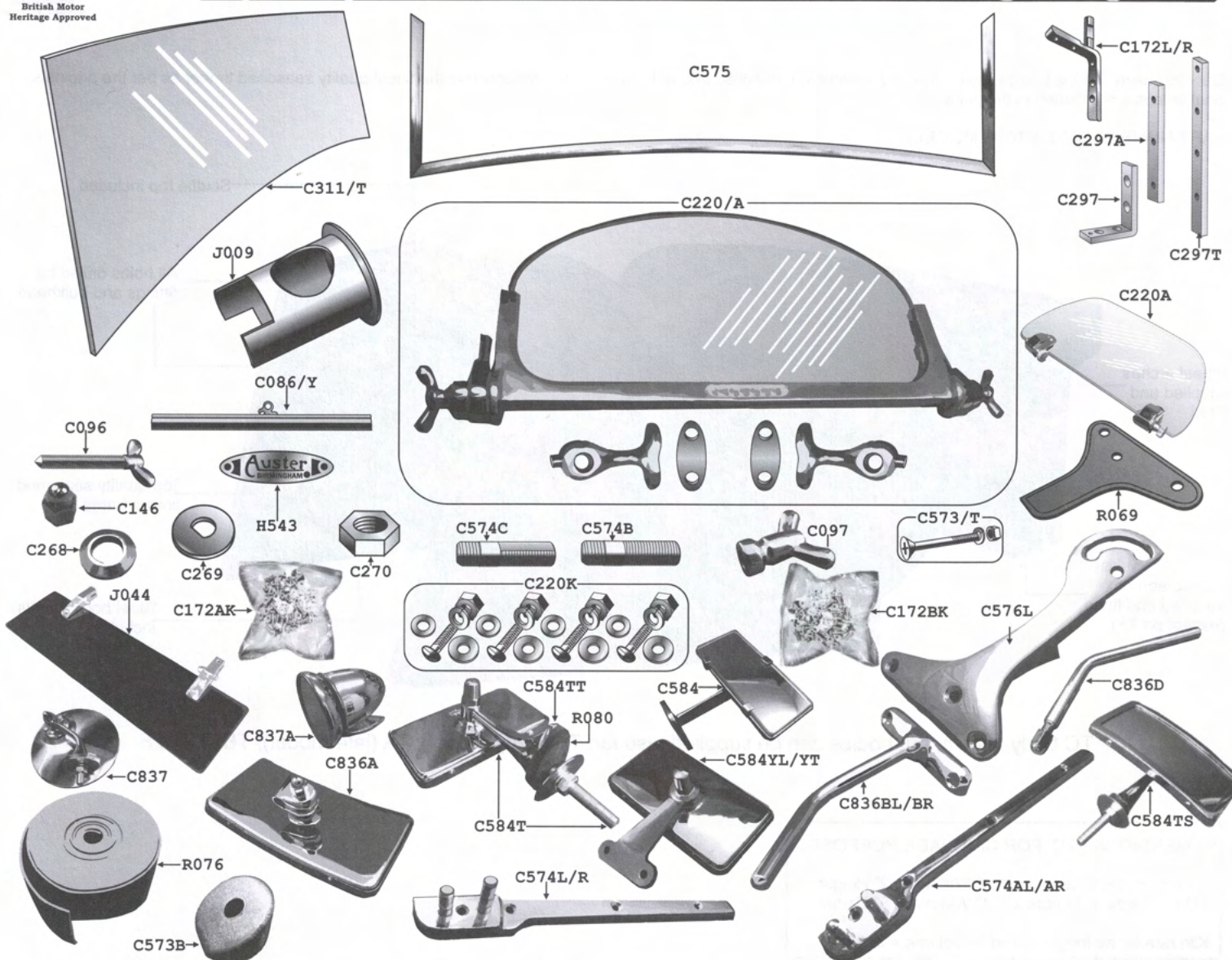
	TA	TB	TC	TD	TF	Y
C867Y	0	0	0	0	0	1
C868	0	0	0	2	2	0
C868A	0	0	0	2	2	0
C869B	0	0	0	2	2	0
C869T	0	0	0	2	2	0
C870A	0	0	0	1	1	0
C870B	0	0	0	1	1	0
C871	0	0	0	0	0	1
C872	0	0	0	0	0	1
F157H	0	0	0	2	2	0
F167	0	0	0	2	2	0
F452BS	0	0	0	2	2	0
F502BS	0	0	0	2	2	0
R182	0	0	0	8	8	8
T128	0	0	0	1	1/2	0
T128T	1	1	1	0	0	0
T128R	0	0	0	1	0	0
T129	0	0	0	0	1	0
T129AK	0	0	0	0	1	0
T130	0	0	0	1	1	0
T131	0	0	0	1	1	1

* Also used as front & rear on 'Y' models using conversion bars C871 (front) & C872 (rear) - required as hole spacing is different from TD



		TA	TC	TD	TF	YA	YB
C086	Wiper blade+YT	2	2	2	0	0	0
C086F	Wiper blade	0	0	0	2	0	0
C086Y	Wiper blade (9")	0	0	0	0	2	2
C087F	Wiper arm	0	0	0	2	0	0
C087Y	Wiper arm	0	0	0	0	2	2
C140A	Wiper bar - cranked+YT <i>*(to chassis 22314 - TD only)</i>	1	1	1*	0	0	0
C140B	Wiper bar - Centre Motor <i>*(from chassis 22315 - TD only)</i>	0	0	1*	0	0	0
C140C	Centre arm + bar <i>*(from chassis 22315 - TD only)</i>	0	0	1*	0	0	0
C140F	Wiper arms - tandem (pair)+YT	1	1	0	0	0	0
C140G	Wiper arms - tandem (pair)	0	0	1	0	0	0
C251	Idler bearing - wipers	1	1	1/2	0	0	0
L059A	Grommet - w/cable to scuttle+YT	1	1	1	0	0	0
L059B	Knob - wiper control	0	0	0	2	2	2
L059C	Mount - wiper motor	0	0	0	2	2	2
L059D	Shaft - wiper motor+YT	1	1	1	0	0	0
L059E	Armature - CWX wiper motor+YT	1	1	1	0	0	0
L059G	Handle+nut - wiper motor	1	1	1	0	0	0

		TA	TC	TD	TF	YA	YB
L059H	Spacer - wiper motor (used)+YT	1	1	1	0	0	0
L059J	Stud+nuts - wiper motor+YT	2	2	2	0	0	0
L059T	Mount kit - wiper motor+YT	1	1	1	0	0	0
L059W	Wire for wipers+YT	1	1	1	0	0	0
L059X	Wiper motor recon orig Ex +YT	1	1	1	0	0	0
L075R	Mount pad - wiper motor	0	0	0	1	1	1
L075X	Wiper motor - less gear head Ex	0	0	0	1	1	1
L350Y	Tube assbly - wiper rack (3 piece)	0	0	0	0	1	1
L351	Inner wiper cable	0	0	0	1	0	0
L351A	Inner wiper cable (used)	0	0	0	0	1	1
L352	Wiper wheel box + shaft (used)	0	0	0	1	0	0
L352Y	Wiper wheel box (used)	0	0	0	0	1	1
L353	Wiper wheel bx with switch(used)	0	0	0	1	0	0
L353Y	Wpr whl bx with swtch (used)	0	0	0	0	1	1
R132D	Grommet - wiper & choke	1	1	1	1	1	1
R287	Grommet - wiper cable	0	0	0	1	1	1
R345P	Grommet set (2) wiper spindle	0	0	0	1	0	0
R348	Grommet - wiper spindle	0	0	0	0	2	2
R560	Peg - wiper blade	2	2	2	2	2	2



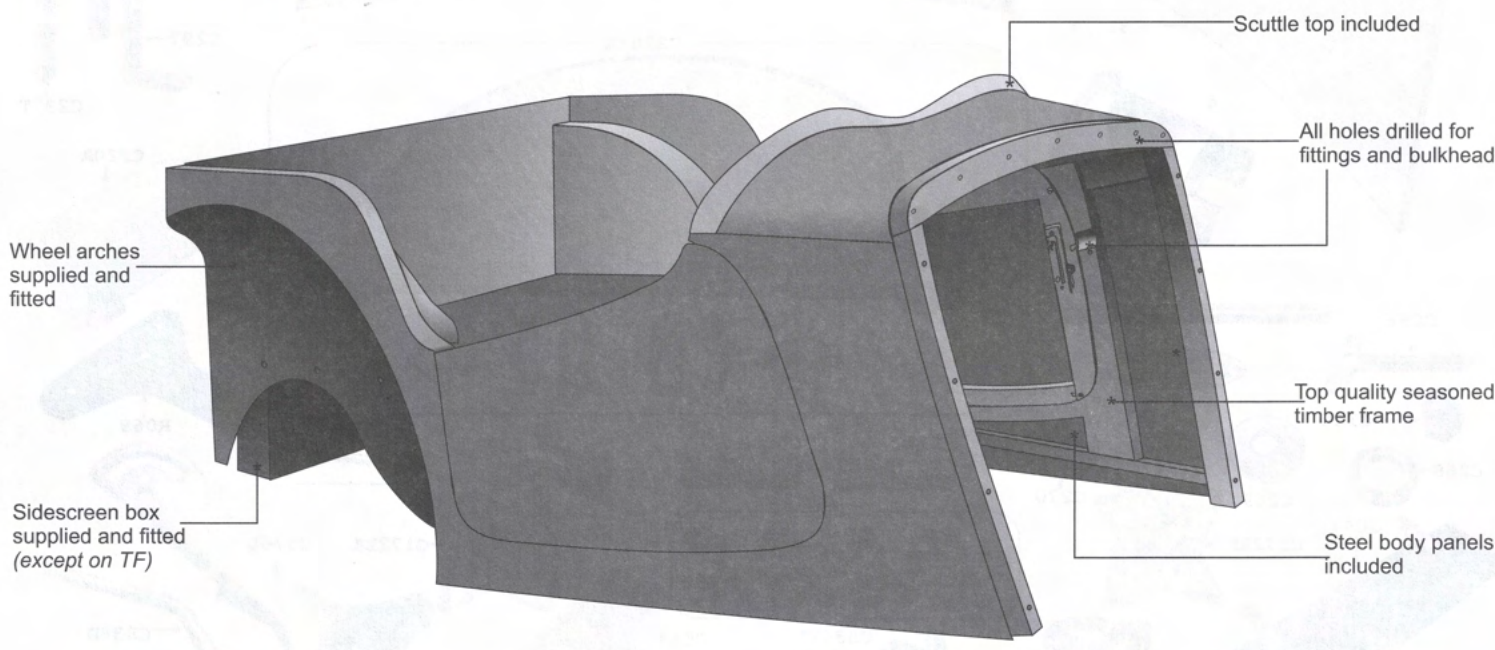
	TA	TB	TC	TD	TF	YT
C096	2	2	2	2	2	2
C097	2	2	2	2	2	2
C146	2	2	2	2	2	2
C172L	1	1	1	1	1	1
C172R	1	1	1	1	1	1
C172AK	1	1	1	0	0	1
C172BK	0	0	0	1	1	0
C220	2	2	2	2	2	0
C220A	2	2	2	2	2	0
C220K	2	2	2	2	0	0
C268	2	2	2	2	2	2
C269	2	2	2	2	2	2
C270	2	2	2	2	2	2
C297	2	2	2	2	2	2
C297A	2	2	2	0	0	0
C297T	0	0	0	2	2	0
C311	0	0	0	1	1	0
C311T	1	1	1	0	0	0
C573	6	6	6	0	0	6
C573A	0	0	0	2	2	0
C573B	0	0	0	2	2	0
C573T	0	0	0	6	6	0
C574B	2	2	2	2	2	2
C574C	2	2	2	2	2	2
C574L	1	1	1	0	0	0
C574R	1	1	1	0	0	0
C574AL	0	0	0	1	1	0
C574AR	0	0	0	1	1	0
C575	1	1	1	0	0	0
C575TD	0	0	0	1	0	0
C575TD2	0	0	0	1	0	0

	TA	TB	TC	TD	TF	YT
C575TF	0	0	0	0	1	0
C576L	1	1	1	0	0	0
C576R	1	1	1	0	0	0
C576LTD	0	0	0	1	0	0
C576RTD	0	0	0	1	0	0
C576LTF	0	0	0	0	1	0
C576RTF	0	0	0	0	1	0
C584	1	1	1	0	0	0
C584T	0	0	0	1	1	0
C584TS	0	0	0	1	1	0
C584TT	0	0	0	1	1	0
C584YL	0	0	0	0	0	1
C584YT	0	0	0	0	0	1
C836A	2	2	2	2	2	0
C836BL	1	1	1	1	1	0
C836BR	1	1	1	1	1	0
C836C	2	2	2	2	2	0
C836D	2	2	2	2	2	2
C836K	0	0	0	2	2	0
C837	1	1	1	1	1	1
C837A	2	2	2	2	2	2
F040CP	0	0	0	18	18	0
F040CS	18	18	18	0	0	0
F041CP	0	0	0	8	8	0
F041CS	8	8	8	0	0	8
H543	1	1	1	1	1	1
J009	2	2	2	2	2	2
R069	2	2	2	0	0	0
R069T	0	0	0	2	2	0
R069Y	0	0	0	0	0	1
R076	1	1	1	1	1	1
R080	0	0	0	1	1	0



Our top quality T-Type bodies are completely assembled, panelled and with doors hung. We only use the finest quality seasoned timber as per the originals. Scuttle tops are included in the price.

PART NUMBER T600 (STATE MODEL)



TC body shown, but bodies can be supplied also for: TA (early model), TA (late model), TB, TD, TF


DIMENSIONS ETC. FOR CARRIAGE PURPOSES

TA/B/C Body: 6' Length x 4' 1" Width x 3' 2" Height
 TD/F Body: 6' Length x 4' 1" Width x 2' 8" Height

Kilo rate for air freight based on volume = 366 Kg

CARRIAGE ON BODY UNITS

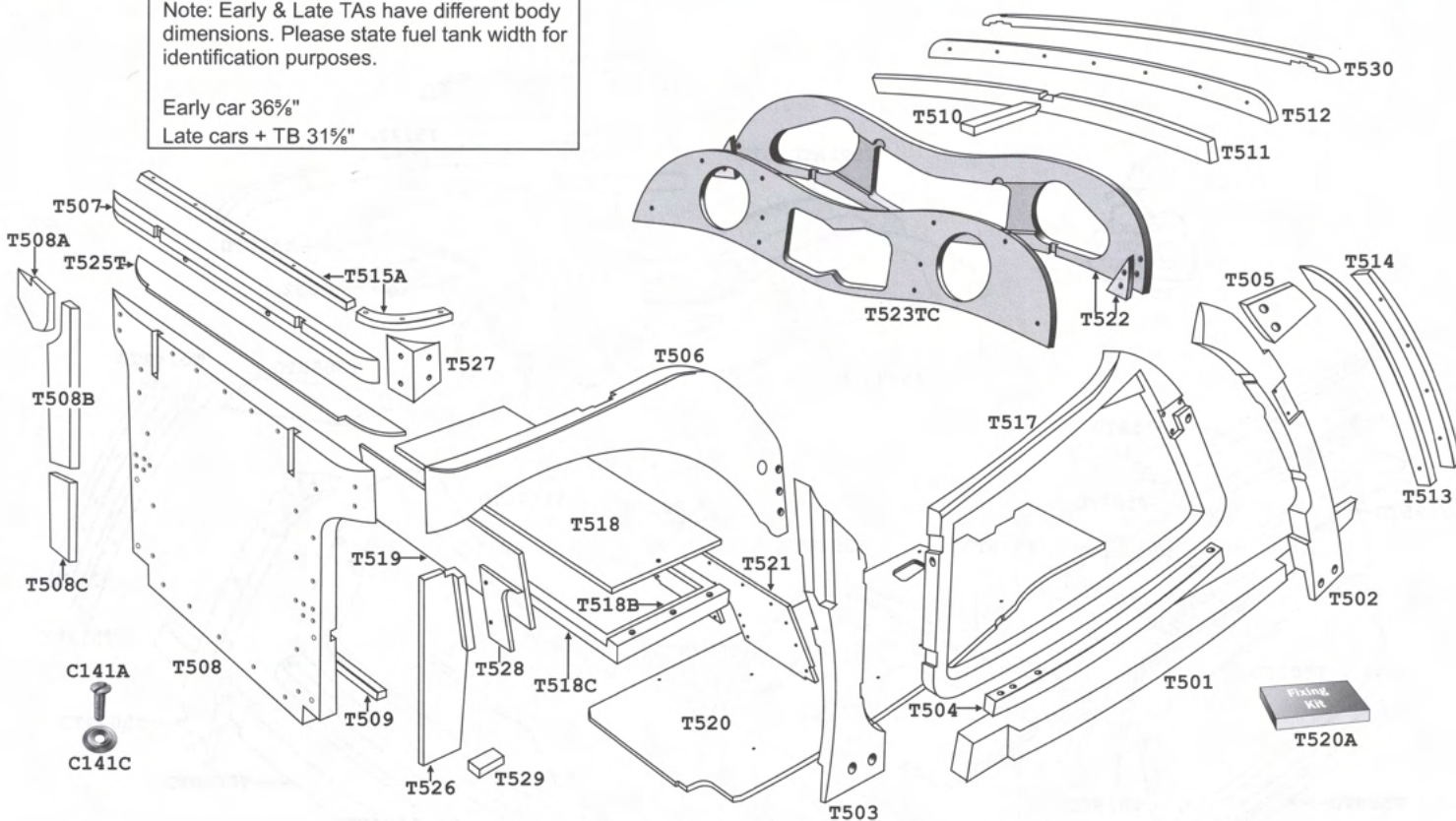
We can arrange delivery on body units to inland destinations at modest cost by road carrier. We also have a standing order with an air freight company for competitive transport to most countries. This is safer and almost always the cheapest method. Sea freight involves the cost of building and transporting a large wooden crate, plus docking and surface transport charges to and from the dockside. Customers may prefer to make their own transport arrangements – see dimensions above. Many European customers prefer to collect from our premises with a van as we are situated less than one hour from the channel ports of Felixstowe and Harwich, and approximately two hours from Folkestone and Dover.





Note: Early & Late TAs have different body dimensions. Please state fuel tank width for identification purposes.

Early car 36½"
Late cars + TB 31½"

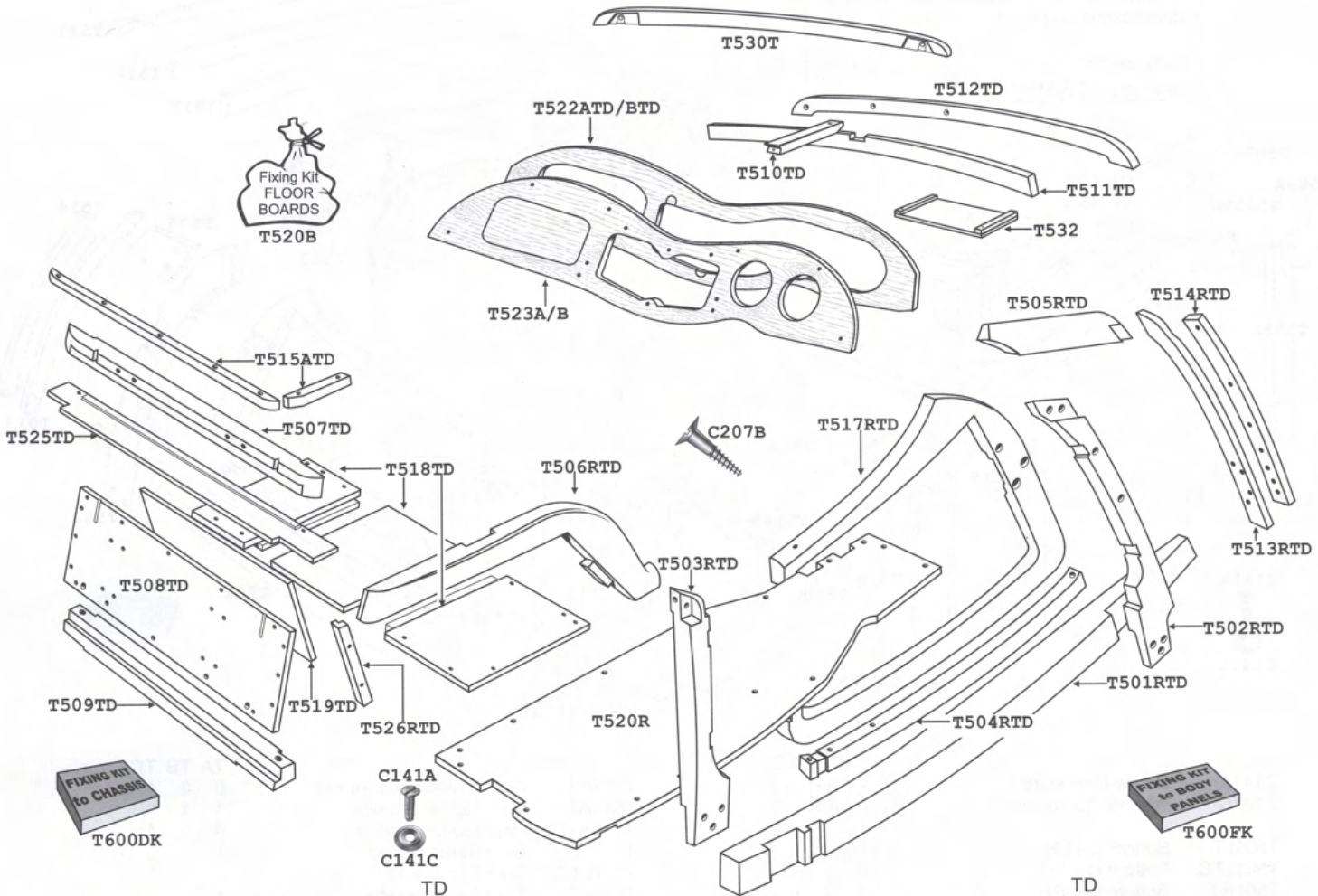


		TA	TB	TC
C141A	Screw-floorboard	--	A/R	--
C141C	Washer-floorboard	--	A/R	--
T501LT	Bottom rail LH	1	1	0
T501LTC	Bottom rail LH	0	0	1
T501RT	Bottom rail RH	1	1	0
T501RTC	Bottom rail RH	0	0	1
T502LT	Front door pillar LH	1	1	0
T502LTC	Front door pillar LH	0	0	1
T502RT	Front door pillar RH	1	1	0
T502RTC	Front door pillar RH	0	0	1
T503LT	Rear door pillar LH	1	1	0
T503LTC	Rear door pillar LH	0	0	1
T503RT	Rear door pillar RH	1	1	0
T503RTC	Rear door pillar RH	0	0	1
T504LT	Under door rail LH	0	0	1
T504RT	Under door rail RH	1	1	0
T504RTC	Under door rail RH	0	0	1
T505LT	Scuttle side rail LH	1	1	1
T505RT	Scuttle side rail RH	1	1	1
T506LT	Elbow-rear side LH	1	1	0
T506LTC	Elbow-rear side LH	0	0	1
T506RT	Elbow-rear side RH	1	1	0
T506RTC	Elbow-rear side RH	0	0	1
T507T	Rear top rail	1	1	0
T507TC	Rear top rail	0	0	1
T508T	Rear body panel	1	1	0
T508TC	Rear body panel	0	0	1
T509T	Rear bottom rail	1	1	0
T509TC	Rear bottom rail	0	0	1
T510T	Brace-scuttle top	1	1	0
T510TC	Brace-scuttle top	0	0	1
T511T	Scuttle top rail-back	1	1	0
T511TC	Scuttle top rail-back	0	0	1
T512T	Scuttle top rail-front	1	1	0
T512TC	Scuttle top rail-front	0	0	1
T513LT	Scuttle side rail-back LH	1	1	0
T513LTC	Scuttle side rail-back LH	0	0	1
T513RT	Scuttle side rail-back RH	1	1	0
T513RTC	Scuttle side rail back RH	0	0	1
T514LT	Scuttle side rail-front LH	1	1	0
T514LTC	Scuttle side rail-front LH	0	0	1
T514RT	Scuttle side rail-front RH	1	1	0


		TA	TB	TC
T514RTC	Scuttle side rail-front RH	0	0	1
T515AT	Rear top rail-3 piece	1	1	0
T515ATC	Rear top rail-3 piece	0	0	1
T517LT	Door frame set LH	1	1	0
T517LTC	Door frame set LH	0	0	1
T517RT	Door frame set RH	1	1	0
T517RTC	Door frame set RH	0	0	1
T518T	Floor-rear compartment	1	1	0
T518TC	Floor-rear compartment	0	0	1
T518ATC	Rear deck rail (front)	0	0	1
T518BLTC	Rear deck rail (side) LH	0	0	1
T518BRTC	Rear deck rail (side) RH	0	0	1
T518CTC	Rear deck rail (rear)	0	0	1
T519T	Lid-sidescreen compartment	1	1	0
T519TC	Lid-sidescreen compartment	0	0	1
T520A	Fixing kit - floorboards	1	1	1
T520LT	Floorboard LH	1	1	0
T520LTC	Floorboard LH	0	0	1
T520RT	Floorboard RH	0	0	1
T521T	Front panel-rear compartment	1	1	0
T521TC	Front panel-rear compartment	0	0	1
T52	Mounting panel-dashboard	1	1	1
T523TC	Dshboard-late TC (uncovered)	0	0	1
T525T	Shelf-rear compartment	1	1	0
T525TC	Shelf-rear compartment	0	0	1
T526LT	End panel-sidescreen box LH	1	1	0
T526LTC	End panel-sidescreen box LH	0	0	1
T526RT	End panel-sidescreen box RH	1	1	0
T526RTC	End panel-sidescreen box RH	0	0	1
T527LT	Rear corner piece LH	1	1	0
T527LTC	Rear corner piece LH	0	0	1
T527RT	Rear corner piece RH	1	1	0
T527RTC	Rear corner piece RH	0	0	1
T528	Finisher-rear panel LH + RH	0	0	2
T528LT	Finisher piece-rear panel LH	1	1	0
T528RT	Finisher piece-rear panel RH	1	0	0
T529LTA	Fillet-rear bdy chssis LH (late)	1	0	0
T529RTA	Fillet-rear bdy chssis RH (late)	1	0	0
T530	Hood top rail-front	1	1	1
T600KA	Timber main body kit (to ch 1090)	1	0	0
T600KB	Timber main body kit (fr ch 1090)	1	0	0
T600KC	Timber main body kit	0	0	1

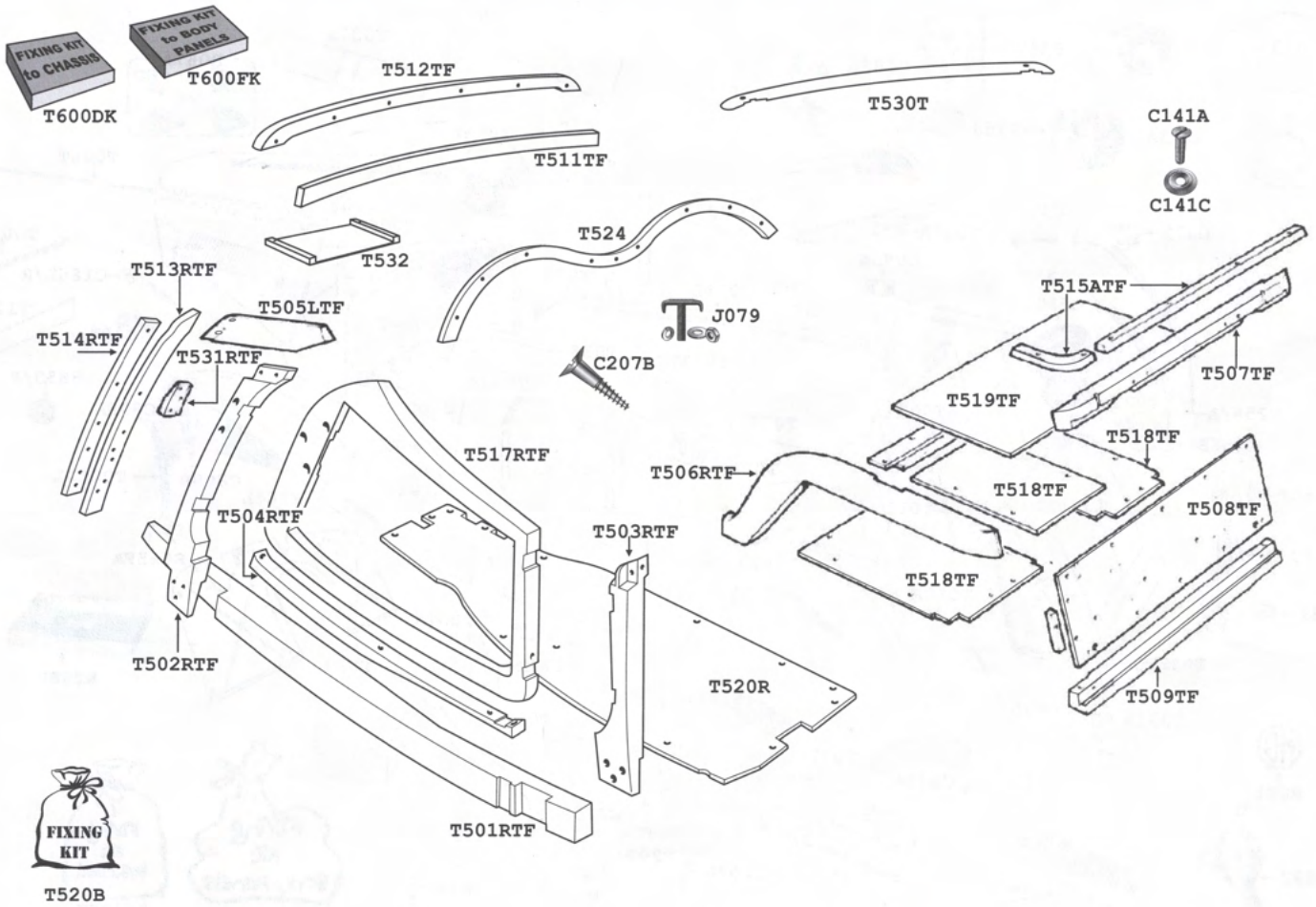


Timber Frame TD




Part Number	Description	Quantity	Notes
C141A	Screw-floorboard	TD	
C141C	Washer-floorboard	A/R	
C207B	Woodscrew-body section	AR	
T501LTD	Bottom rail LH	1	
T501RTD	Bottom rail RH	1	
T502LTD	Front door pillar LH	1	
T502RTD	Front door pillar RH	1	
T503LTD	Rear door pillar LH	1	
T503RTD	Rear door pillar RH	1	
T504LTD	Under door rail LH	1	
T504RTD	Under door rail RH	1	
T505LTD	Scuttle side rail LH	1	
T505RTD	Scuttle side rail RH	1	
T506LTD	Elbow rear side LH	1	
T506RTD	Elbow-rear side RH	1	
T507TD	Rear top rail	1	
T508TD	Rear body panel	1	
T509TD	Rear bottom rail	1	
T510TD	Brace-scuttle top	1	
T511TD	Scuttle top rail-back	1	
T512TD	Scuttle top rail-front	1	
T513LTD	Scuttle side rail-back LH	1	
T513RTD	Scuttle side rail-back RH	1	
T514LTD	Scuttle side rail front LH	1	
T514RTD	Scuttle side rail-front RH	1	
T515ATD	Rear top rail (3 piece)	1	
T517LTD	Door frame set LH	1	
T517RTD	Door frame set RH	1	
T518TD	Floor-rear compartment	1	
T519TD	Lid-sidescreen compartment	1	
T520B	Fixing kit-floorboards	1	
T520L	Floorboard LH	1	
T520LL	Floorboard LH (LHD)	1	
T520R	Floorboard RH	1	
T520RL	Floorboard RH (LHD)	1	
T522ATD	Mounting panel-dashboard RHD	1	
T522BTD	Mounting panel-dashboard LHD	1	
T523A	Dashboard-uncovered RHD	1	
T523B	Dashboard-uncovered LHD	1	
T525TD	Shelf-rear compartment	1	
T526LTD	End panel-sidescreen box LH	1	
T526RTD	End panel-sidescreen box RH	1	
T530T	Hood top rail-front	1	
T532	Battery tray	1	
T600DK	Fitting kit - body to chassis	1	
T600FK	Fixing kit - body panels	1	
T600KD1	Body timber kit RHD	1	
T600KD2	Body timber kit LHD	1	





C141A	Screw-floorboard	A/R
C141C	Washer-floorboard	A/R
C207B	Woodscrew-body section	AR
J079	T Bolt - dash rail	9
T501LTF	Bottom rail LH	1
T501RTF	Bottom rail RH	1
T502LTF	Door pillar-front LH	1
T502RTF	Door pillar-front RH	1
T503LTF	Door pillar-rear LH	1
T503RTF	Door pillar-rear RH	1
T504LTF	Under door rail LH	1
T504RTF	Under door rail RH	1
T505LTF	Scuttle side rail LH	1
T505RTF	Scuttle side rail RH	1
T506LTF	Elbow-rear side LH	1
T506RTF	Elbow-rear side RH	1
T507TF	Rear top rail	1
T508TF	Rear body panel	1
T509TF	Rear bottom rail	1
T511TF	Scuttle top rail-back	1

T512TF	Scuttle top rail-front	1
T513LTF	Scuttle side rail-back LH	1
T513RTF	Scuttle side rail-back RH	1
T514LTF	Scuttle side rail-front LH	1
T514RTF	Scuttle side rail-front RH	1
T515ATF	Rear top rail (3 piece)	1
T517LTF	Door frame set LH	1
T517RTF	Door frame set RH	1
T518TF	Floor-rear compartment	1
T519TF	Lid-sidescreen compartment	1
T520B	Fixing kit - floorboards	1
T520L	Floorboard LH	1
T520R	Floorboard RH	1
T524	Trim rail-dashboard surround	1
T530T	Hood top rail-front	1
T531LTF	Spacer-chassis hoop LH	1
T531RTF	Spacer-chassis hoop RH	1
T532	Battery tray	1
T600KF	Timber main body kit	1
T600DK	Fixing kit-body to chassis	1
T600FK	Fixing kit-body panels	1





		TA	TB	TC
C098A	Side screen holder-rear (pr)	1	1	1
C100	Bracket-bonnet catch	4	4	4
C101	Bracket-bonnet buffer (incl R874)	4	4	4
C150	Hinge pin assembly	4	4	4
C176	Door check	2	2	2
C177	Threshold plates - (pr)	1	1	1
C177K	Screw set - threshold plates	1	1	1
C186L	Bonnet handle LH	2	2	2
C186R	Bonnet handle RH	2	2	2
C188L	Bonnet catch assembly LH	2	2	2
C188R	Bonnet catch assembly RH	2	2	2
C207	Door hinges (set of 4) with fixings	1	1	1
C207A	Bolt + nut-door hinge	12	12	12
C207B	Woodscrew-door hinge	4	4	4
C218B	Fixing plate-striker	2	2	2
C219B	Plate-door lock-body	2	2	2
C256	Tank straps-chrome (pr)	1	1	1
C256A	Tank straps-plain (pr)	1	1	1
C256B	Bracket-bottom-tank straps	2	2	2
C371	Dome nut - tank strap	2	2	2
C371A	Bolt - tank strap (use F511BB)	2	2	2
C497	Bolt + nut-lamp bracket	2	2	2
C510	Fuel filler cap - all T & Y	1	1	1
C809A	Stud-headlamp bracket	4	4	4
C809L	Bracket-headlamp LH	1	1	1
C809R	Bracket-headlamp RH	1	1	1
C892	Knock off - spare wheel	1	1	1
C892A	Spring + key - spare wheel	1	1	1
C928P	Clip-tool or battery box (pr)	1	1	1
C935	End panels-fuel tank (pr)	1	1	1
C935A	Bolt-rear wing to fuel tank	2	2	2
F010	T nut - door latches etc - 2BA	-	-A/R-	-
F048	Screw - door latches etc - 2BA	-	-A/R-	-
F164L	Washer-wing fixing	-	-A/R-	-
F511BB	Bolt - tank strap	2	2	2
H081	'MG' badge - spare wheel	1	1	1
H513	Union Jack - metal	-	-A/R-	-
R065FA	Bush - wing stay	4	4	4
R067A	Bonnet corner set with fixings	1	1	1
R357	Rubber bulkhead - 92"	1	1	1
R358	Rubber strip-body mount (mtr)	1	1	1
R859	Bush - shock absorber	2	2	2
R862	Bush - wing stay (use R065FA)	4	4	4
R874	Pad-bonnet buffer (fits onto C101)	4	4	4
T001AL	Wing stay LH	1	1	1
T001AR	Wing stay RH	1	1	1
T001L	Wing-front LH	1	1	1
T001R	Wing-front RH	1	1	1
T001T	Wing-front cycle style (pair)	1	1	1
T002LT	Wing-rear LH late	1	1	1
T002LTA	Wing-rear LH early	1	0	0
T002RT	Wing-rear RH late	1	1	1
T002RTA	Wing-rear RH	1	1	0
T003LTC	Running board LH	0	0	1
T003RT	Running board RH	1	1	0
T003RTC	Running board RH	0	0	1
T004C	Radiator support	1	1	1
T004E	Tie bar - radiator	1	1	1
T004T	Front apron	1	1	1
T006A	Bonnet complete (4 piece)	1	0	0


		TA	TB	TC
T006C	Bonnet complete (4 piece)	0	0	1
T006T	Bonnet hinge pin	1	1	1
T006Z	Repair hinge-bonnet	2	2	2
T007A	Scuttle top	1	1	0
T007ATC	Scuttle top	0	0	1
T007L	Quarter panel-front LH early	1	0	0
T007LT	Quarter panel-front LH late	1	1	0
T007LTC	Quarter panel-front LH	0	0	1
T007R	Quarter panel-front RH early	1	0	0
T007RT	Quarter panel-front RH late	1	1	0
T007RTC	Quarter panel-front RH	0	0	1
T008L	Quarter panel-rear LH early	1	0	0
T008LT	Quarter panel-rear LH late	1	1	0
T008LTC	Quarter panel-rear LH	0	0	1
T008R	Quarter panel-rear RH early	1	1	0
T008RT	Quarter panel-rear RH late	1	1	0
T008RTC	Quarter panel-rear RH	0	0	1
T009	Rear body panel early	1	0	0
T009T	Rear body panel late	1	1	0
T009TC	Rear body panel	0	0	1
T010L	Wheel arch-rear-inner LH	1	1	1
T010R	Wheel arch-rear-inner RH	1	1	1
T011	Box-side screens	1	1	1
T012L	Door-panelled LH	1	1	0
T012LTC	Door-panelled LH	0	0	1
T012R	Door-panelled RH	1	1	0
T012RTC	Door-panelled RH	0	0	1
T013L	Cross brace-door LH	1	1	1
T013R	Cross brace-door RH	1	1	1
T014L	Brace-door frame LH	1	1	0
T014LTC	Brace-door frame LH	0	0	1
T014R	Brace-door frame RH	1	1	0
T014RTC	Brace-door frame RH	0	0	1
T015TC	Cross brace	0	0	1
T016L	Body frame LH	1	1	0
T016LTC	Body frame LH	0	0	1
T016R	Body frame RH	1	1	0
T016RTC	Body frame RH	0	0	1
T021A	Neck only for fuel tank *	1	1	1
* (included with T021T/TA/TC fuel tanks)				
T021B	Drain plug-fuel tank	1	1	1
T021T	Fuel tank 80.3cm late	1	1	0
T021TA	Fuel tank 93cm early	1	0	0
T021TC	Fuel tank	0	0	1
T022C	Propshaft tunnel	1	1	1
T032	Panel-rear number plate	1	1	0
T032B	Bracket-rear number plate (pr)	1	1	1
T032TC	Panel rear number plate	0	0	1
T033L	Bracket-door pillar LH	1	1	0
T033LTC	Bracket-door pillar LH	0	0	1
T033R	Bracket-door pillar RH	1	1	0
T033RTC	Bracket-door pillar RH	0	0	1
T035	Side brace-scuttle top	2	2	2
T036	Top brace-scuttle/dash	2	2	2
T037A	Tool box cover	0	0	1
T037TC	Battery box lid	0	0	1
T060T	Spare wheel alloy boss	1	1	1
T061	Clamp-spare wheel carrier	2	2	2
T128T	Panel-number plate-front	1	1	1
T352	Cover plate-master cylinder	1	1	1
T600CK	Fixing kit - body panels	1	1	1
T600GK	Fixing kit - bulkhead	1	1	1



A265B	Washer-adapter & filter	1	T003LTD	Running board LH	1
A404	Adapter & filter-fuel tank	1	T003RTD	Running board RH	1
C098A	Side screen holder-rear (<i>pr</i>)	1	T004D	Cross brace-radiator	1
C100TD	Bracket-bonnet catch	4	T004TD	Front apron	1
C101	Bracket-bonnet buffer (<i>includes R874</i>)	4	T004E	Tie bar - radiator	1
C176	Door check	2	T006D	Bonnet complete (<i>4 piece</i>)	1
C177	Threshold plates (<i>pr</i>)	1	T006T	Bonnet hinge pin	1
C177K	Screw set-threshold plates	1	T006Z	Bonnet repair strip - hinge	2
C186L	Bonnet handle LH	1	T007ATD	Scuttle top	1
C186R	Bonnet handle RH	1	T007LTD	Quarter panel-front LH	1
C188L	Bonnet catch assembly LH	2	T007RTD	Quarter panel-front RH	1
C188R	Bonnet catch assembly RH	2	T008LTD	Quarter panel-rear LH	1
C207A	Bolt + nut-door hinge	AR	T008RTD	Quarter panel-rear RH	1
C207B	Woodscrew-door hinge	AR	T009TD	Rear body panel	1
C207CL	Door hinge-top LH	1	T010LTD	Wheel arch-rear-inner LH	1
C207CR	Door hinge-top RH	1	T010RTD	Wheel arch-rear-inner RH	1
C207DL	Door hinge-bottom LH	1	T011TD	Box-sidescreens	1
C207DR	Door hinge-bottom RH	1	T012LTD	Door-panelled LH	1
C218F	Securing plate-striker	2	T012RTD	Door-panelled RH	1
C219D	Plate-door lock mount	2	T013L	Cross brace-door LH	1
C256TD	Tank straps-chrome (<i>pr</i>)	1	T013R	Cross brace-door RH	1
C256ATD	Tank straps-plain (<i>pr</i>)	1	T014LTD	Door frame brace LH	1
C371	Dome nut - tank strap	4	T014RTD	Door frame brace RH	1
C371A	Bolt - tank strap (<i>use F511BB</i>)	4	T015TD	Cross brace-body	1
C497	Bolt + nut-lamp bracket	2	T016LTD	Body side frame LH	1
C806	Screw-front /rear apron	2/6	T016RTD	Body side frame RH	1
C806A	Chrome washer- apron	1	T017L	Support rail-floorboard LH	1
C809A	Stud-headlamp bracket	4	T017R	Support rail-floorboard RH	1
C809LTD	Bracket-headlamp LH	1	T019	Propshaft tunnel	1
C809RTD	Bracket-headlamp RH	1	T020TD	Rear valance	1
C810	Bracket - radiator side	2	T021A	Neck only-fuel tank *	1
C928P	Clip-tool or battery box (<i>pr</i>)	1	T021B	Drain plug-fuel tank *	1
C935TD	Chrome end panels-fuel tank (<i>pr</i>)	1		* Included with T021TD fuel tank	
E001	Bearer bracket - gearbox	1	T021TD	Fuel tank (<i>with neck</i>)	1
E140	Wing nut - gearbox cover	1	T022	Gearbox cover	1
F164L	Plain washer 5/16" x 1" OD	AR	T023	Passenger footrest panel	1
F511BB	Bolt - tank strap	4	T024D	Front ramp plate - bulkhead	1
H510	Mark II badge	3	T035LTD	Side brace-scuttle top LH	1
H513	Union Jack - metal	A/R	T035RTD	Side brace-scuttle top RH	1
R067A	Bonnet corner set with fixings	1	T036TD	Top brace-scuttle to dash	1
R358	Rubber strip - body mount (<i>metre</i>)	1	T037A	Tool box cover	1
R874	Buffer-bonnet support (<i>fits on C101</i>)	4	T061	Bracket-spare wheel to chassis	1
R918	Seal pedal box	1	T128	Panel-number plate	1
R918A	Pad - chassis hoop	2	T128R	Panel-number plate (<i>square</i>) rear	1
T001LTD1	Wing-front-Girling shock LH	1	T129B	Clamp-spare wheel carrier	1
T001LTD2	Wing-front-Armstrong shock LH	1	T129C	Plug-spare wheel carrier	1
T001RTD1	Wing-front-Girling shock RH	1	T129TD	Bracket-rear number plate	1
T001RTD2	Wing-front-Armstrong shock RH	1	T130	Lamp bracket-number plate	1
T002LTD1	Wing-rear-rectangular rear lamp LH	1	T131	Bracket-front number plate (<i>pr</i>)	1
T002LTD2	Wing-rear-round rear lamp LH	1	T350	Tube + bracket-rear number plate RHD	1
T002RTD1	Wing-rear-rectanglr rear lamps RH	1	T351	Tube + bracket-rear number plate LHD	1
T002RTD2	Wing-rear-round rear lamp RH	1	T352	Cover plate-master cylinder	1
			T600DK	Fitting kit - body to chassis	1
			T600FK	Fixing kit - body panels	1
			T600GK	Fixing kit- bulkhead to body	1




A404	Adapter & filter-fuel tank	1	T003RTF	Running board RH	1
A404A	Washer-adapter & filter	1	T004TF	Front apron	1
B197E	Spring-bonnet catch	1	T004A	Base plate-radiator duct panel	1
C098A	Side screen holder-rear (<i>pr</i>)	1	T004B	Sideplate-radiator (<i>pr</i>)	1
C176	Door check	2	T004CTF	Bracket-radiator support	1
C177	Threshold plates (<i>pr</i>)	1	T004D	Cross brace-radiator to chassis	1
C177K	Screw set - threshold plates	1	T005A	Inspection panel-bonnet side	2
C187A	Screw & nut - catch	8	T005B	Tie bar-front wing	1
C187B	Plunger - bonnet catch	4	T005L	Bonnet side LH	1
C187C	Surround - bonnet catch	4	T005R	Bonnet side RH	1
C188A	Use B197E Spring-bonnet catch	1	T006L	Bonnet top LH	1
C188LTF	Bonnet catch-internal LH	1	T006R	Bonnet top RH	1
C188RTF	Bonnet catch-internal RH	1	T006Z	Bonnet repair strip - hinge	2
C207A	Bolt + nut-door hinge	AR	T007ATF	Scuttle top	1
C207B	Woodscrew-door hinge	AR	T007B	Coach bolt & nut-bulkhead	22
C207CL	Door hinge-top LH	1	T007LTF	Quarter panel-front LH	1
C207CR	Door hinge-top RH	1	T007RTF	Quarter panel-front RH	1
C207DL	Door hinge-bottom LH	1	T008LTF	Quarter panel-rear LH	1
C207DR	Door hinge-bottom RH	1	T008RTF	Quarter panel-rear RH	1
C218F	Securing plate-striker	2	T009TF	Rear panel	1
C219D	Plate-door lock mount	2	T010LTF	Wheel arch-rear LH	1
C256TF	Tank straps-chrome (<i>pr</i>)	1	T010RTF	Wheel arch-rear RH	1
C256ATF	Tank straps-plain (<i>pr</i>)	1	T011TF	Sidescreen compartment frame	1
C257	Bracket-tank strap (<i>top</i>)	2	T012LTF	Panelled door complete LH	1
C258	Fork pin-tank strap (<i>bottom</i>)	2	T012RTF	Panelled door complete RH	1
C371	Dome nut-tank strap	4	T013L	Cross brace-door LH	1
C371A	Use F511BB Bolt-tank strap	4	T013R	Cross brace-door RH	1
C806	Screw-front & rear apron	2	T014LTF	Door frame brace LH	1
C806A	Washer chrome - apron	1	T014RTF	Door frame brace RH	1
C892D	Knock-off spare wheel (<i>wire wheels</i>)	1	T015TF	Cross brace-rear compartment	1
C928P	Clip-tool or battery box (<i>pr</i>)	1	T016LTF	Body side frame LH	1
C935TF	Chrome end panels-fuel tank (<i>pr</i>)	1	T016RTF	Body side frame RH	1
E001	Bearer bracket-gearbox	1	T019	Tunnel-propshaft	1
F164L	Plain washer 5/16" x 1" OD	AR	T020TF	Rear valance	1
F511BB	Bolt-tank strap	4	T021TF	Fuel tank complete with neck	1
H080A	'MG' motif-spare wheel (<i>wire wheels</i>)	1	T021A	Neck only-fuel tank *	1
H250	'MG' motif-spare wheel (<i>disc wheels</i>)	1	T021B	Drain plug-fuel tank	1
H509	Bonnet badge "1500"	2		* included with T021 fuel tank	
H513	Union Jack - metal	AR	T022	Gearbox cover	1
R358	Rubber strip-body mount (mtr)	1	T023	Passenger footrest panel	1
R918	Seal-pedal box	1	T034	Scuttle frame assembly	1
R918A	Pad-chassis hoop	1	T034A	Dashboard main panel-steel	1
T001LTF	Front wing LH	1	T037A	Tool box cover	1
T001RTF	Front wing RH	1	T060	Spare wheel carrier frame-wire wheel	1
T002LTF	Rear wing LH	1	T128	Mount panel-number plate (<i>front & rear</i>)	2
T002RTF	Rear wing RH	1	T129	Bracket - rear number plate	1
T003LTF	Running board LH	1	T130	Bracket-rear number plate lamp	1
			T131	Brackets-front number plate (<i>pr</i>)	1
			T352	Cover plate-master cylinder	1
			T532	Battery tray	1
			T600DK	Fitting kit - body to chassis	1
			T600FK	Fixing kit - body panels	1
			T600JK	Fixing kit - bulkhead	1





J107DS




Our quality hood, sidescreen and tonneau covers are reproduced to factory design and closely follow detail as to the correct size and type of rear window, rear 'apron' above rear window, rear and side flaps to cover fixings and top edge of sidescreens. A separate strip is provided with windscreen seal flap 'hidem' banding and metal finishers for covering the front (wood) rail. It is recommended that the front rail (T530) and rear top finisher set (T515A) be replaced as these take the strain of the hood.



J125DS

We are able to offer the original tan, (correct for all post war cars) or black (correct for TA-TB, and optional for post war cars) at a price that represents first rate value for a high quality product. Best quality vinyl hooding is offered as an option, various colours available to special order as well as black & tan.



J106DS



J107A



British Motor Heritage Approved

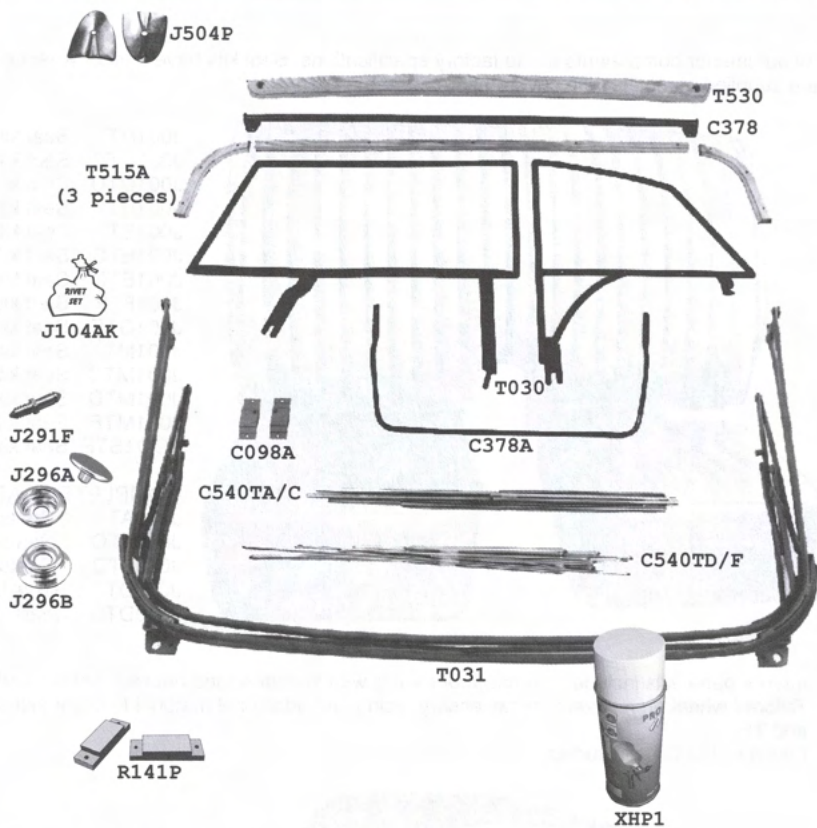
Weather Equipment



65

	TA	TC	TD	TF	YT
C095	4	4	4	4	6
C096	2	2	2	2	2
C098	2	2	2	2	2
C098A	1	1	1	1	0
C174	0	0	4	4	0
C174T	4	0	0	0	0
C174TC	0	4	0	0	6
C540A	1	1	1	1	0
C540AY	0	0	0	0	1
C540T	1	1	0	0	0
C540TD1	0	0	1	0	0
C540TD2	0	0	1	0	0
C540TF	0	0	0	1	0
C540Y	0	0	0	0	1
F950CP	0	0	16	16	0
F950CS	12	16	0	0	24
* J009	2	2	2	2	2
J291A	---	---	A/R	---	---
J291E	---	---	A/R	---	---
J291F	---	---	A/R	---	---
J296A	---	---	A/R	---	---
J296B	---	---	A/R	---	---
J378A	0	0	0	1	0
J378T	1	0	0	0	0
J378TC	0	1	0	0	0
J378TD	0	0	1	0	0
R141P	1	1	1	0	0
T030	1	1	1	1	1
T031	1	1	1	1	1
T031K	1	1	1	1	0
T515A	1	1	1	1	0
T530	1	1	1	1	1

* only for TD/TF & TA/TB/TC if new repro frame fitted



XHP1 Aerolsol - tan - hood/sidescreen frames

J031A	Webbing - black - hood (carset) - T series
J031D	Webbing - tan - hood (carset) - T series & YT
J100A	Hood-black duck 2 window TA/B
J100AM	Hood-black mohair 2 window TA/ B
J100AS	Hood-black stayfast 2 window T A/B
J100D	Hood-tan duck 2 window TA/B
J100DM	Hood-tan mohair 2 window TA/B
J100DS	Hood-tan stayfast 2 window TA/ B
J101A	Sidescreen covers-black duck TA/B
J101AM	Sidescreen covers-black mohair
J101AS	Sidescreen covers-black stayfast
J101D	Sidescreen covers-tan duck TA/B
J101DM	Sidescreen covers-tan mohair T A/B
J101DS	Sidescreen covers-tan stayfast
J102A	Hood-black duck-2 window TC
J102AM	Hood-black mohair 2 window TC
J102AS	Hood-black stayfast 2 window TC
J102D	Hood-tan duck-2 window TC
J102DM	Hood-tan mohair 2 window TC
J102DS	Hood-tan stayfast 2 window TC
J103A	Hood-black duck-1 window TC - October 1948 onwards
J103AM	Hood-black mohair 1 window TC
J103AS	Hood-black stayfast 1 window TC
J103D	Hood-tan duck-1 window TC - October 1948 onwards
J103DM	Hood-tan mohair 1 window TC
J103DS	Hood-tan stayfast 1 window TC
J104A	Sidescreen covers black duck TC
J104AK	Rivet set - rear sidescreens
J104AM	Sidescreen covers black mohair
J104AS	Sidescreen covers black stayfast
J104D	Sidescreen covers tan duck TC
J104DM	Sidescreen covers tan mohair TC
J104DS	Sidescreen covers tan stayfast
J105A	Hood-black duck 2 bow TD
J105AM	Hood-black mohair 2 bow TD
J105AS	Hood-black stayfast 2 bow TD
J105D	Hood-tan duck 2 bow TD
J105DM	Hood tan mohair 2 bow TD
J105DS	Hood tan stayfast 2 bow TD
J106A	Sidescreen covers black duck 2 bow TD up to chassis 20373
J106AM	Sidescreen covers black mohair 2 bow
J106AS	Sidescreen covers black stayfast 2 bow
J106D	Sidescreen covers tan duck 2 bow TD up to chassis 20373

J106DM	Sidescreen covers tan mohair TD
J106DS	Sidescreen covers tan stayfast TD
J107A	Hood-black duck 3 bow TD
J107D	Hood-tan duck 3 bow TD
J108A	Sidescreen covers black duck 3 bow TD
J108D	Sidescreen covers tan duck 3 bow TD
J109A	Hood-black duck TF
J109AS	Hood-Stayfast
J109D	Hood-tan duck TF
J109DS	Hood-Stayfast
J110A	Sidescreen covers black duck TF
J110AS	Sidescreen covers-Stayfast
J110D	Sidescreen covers tan duck TF
J110DS	Sidescreen covers-Stayfast
J111A	Hood - black canvas YT
J111AS	Hood -black stayfast YT
J111AM	Hood - black mohair YT
J112DS	Sidescreen covers - tan stayfast YT
J120A	Half tonneau-black duck TA/B
J120D	Half tonneau-tan duck TA/B
J122A	Half tonneau-black duck TC
J122D	Half tonneau-tan duck TC
J125A	Half tonneau-black duck TD
J125D	Half tonneau-tan duck TD
J129A	Half tonneau-black duck TF
J129D	Half tonneau-tan duck TF
J130A	Full tonneau-black duck TA/B
J130D	Full tonneau-tan duck TA/B
J132A	Full tonneau-black duck TC
J132D	Full tonneau-tan duck TC
J135A	Full tonneau-black duck TD
J135D	Full tonneau-tan duck TD
J139A	Full tonneau black duck TF
J139AS	Full tonneau-Stayfast
J139D	Full tonneau-tan duck TF
J139DS	Full tonneau-Stayfast
J140A	Full tonneau-black canvas YT
J140AM	Full tonneau-black mohair YT
J140AS	Full tonneau-black stayfast YT
J140L	Strap-tonneau cover (in boot) YT
J504P	Ends - hood - hidem (pair) T series
J505A	Hidem strip - hood - black duck T series & YT
J505D	Hidem strip - hood - tan duck T series & YT

} chassis 20374 onwards



Interior (cont)



67

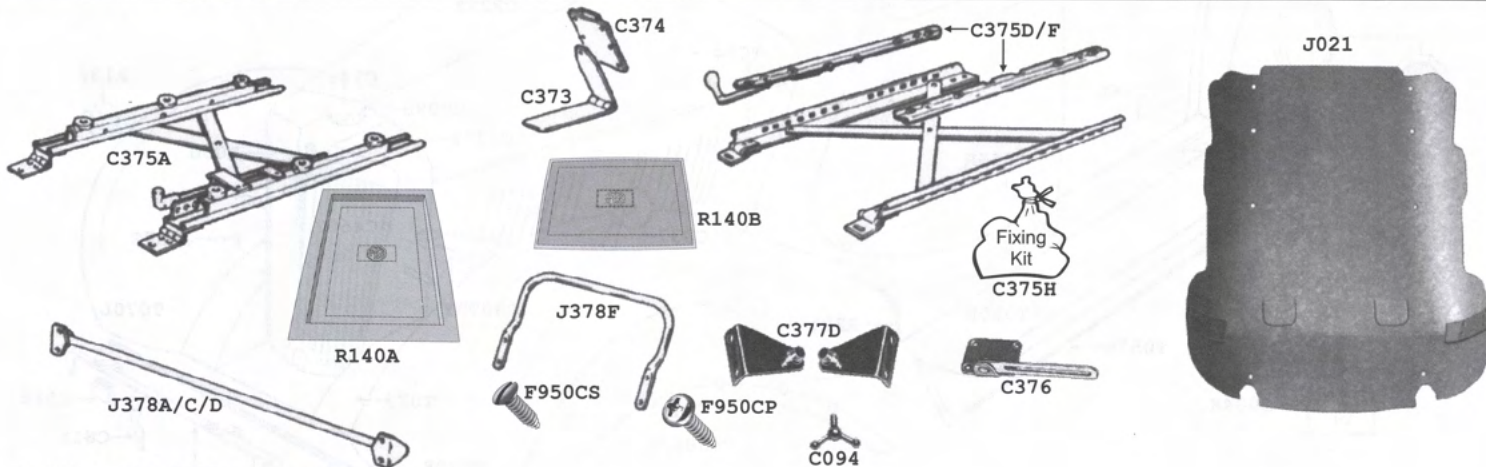
British Motor Heritage Approved

PART	DESCRIPTION	QTY PER CAR					TA TC TD TF				
		TA	TC	TD	TF		TA	TC	TD	TF	
J006	Seat bases + foam (pair)	0	1	0	0	J007A	Backboard + spring assbly +TB	1	0	0	0
J006A	Seat bases + foam (pair) +TB	1	0	0	0	J007C	Backboard + spring assembly	0	1	0	0
J006D	Seat bases + foam (pair)	0	0	1	0	J007D	Backboard + spring assembly	0	0	1	0
J006F	Seat bases + foam (pair)	0	0	0	1	J008L	Seat frame LH	0	0	0	1
J006AK	Foams only (pair)	1	1	1	1	J008R	Seat frame RH	0	0	0	1
						J008S	Padding & foam kit (car set)	0	0	0	1

CARPETS

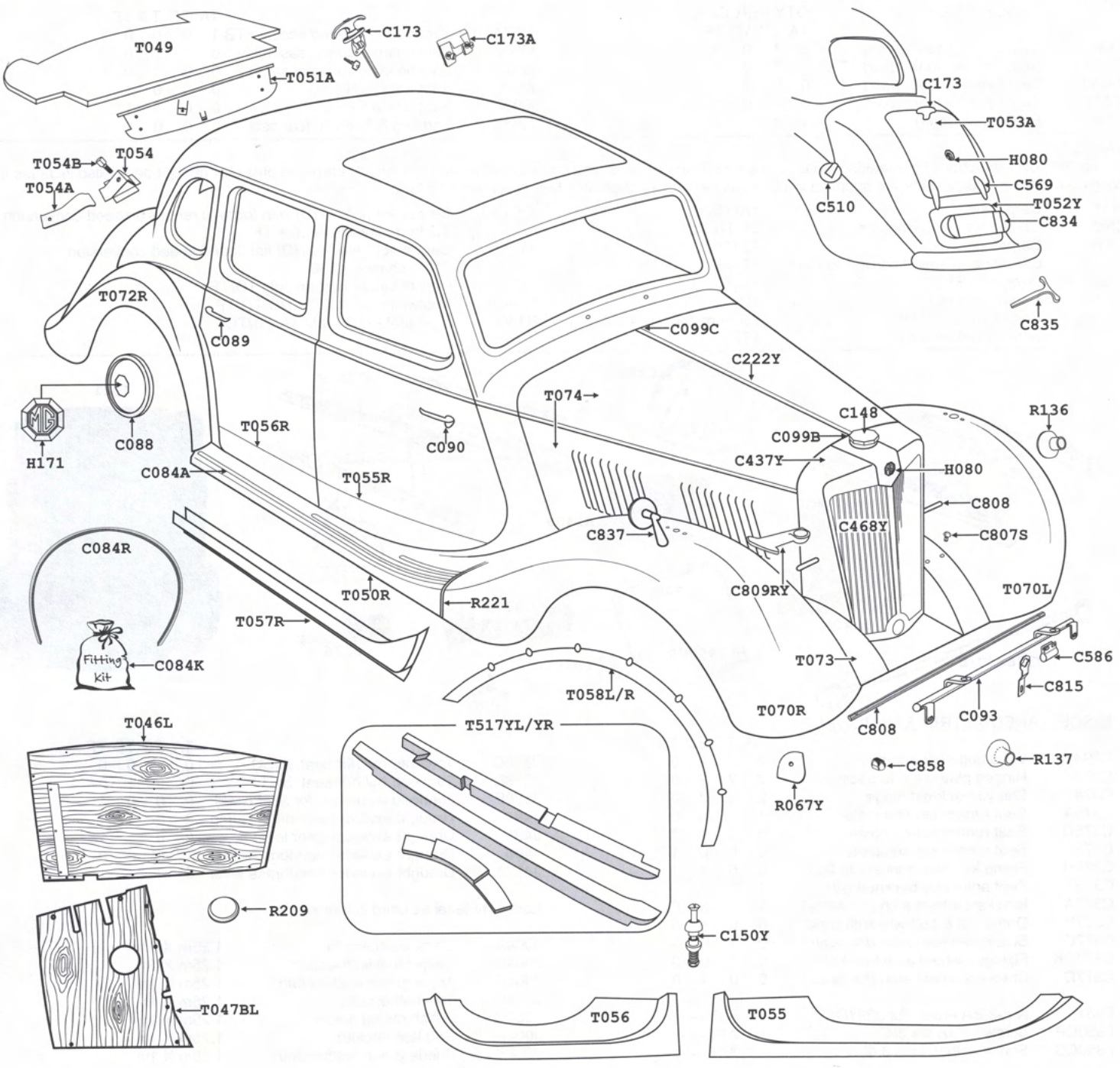
Our carpet sets are supplied in material as close to the originals as possible. These cover all areas originally carpeted plus rear cockpit deck. Also includes all fixings. All standard carpet sets are supplied in black (as per factory originals), but please enquire for other colours.

J145	Carpet set	YA/YB/YT	J301AS	Carpet set (late LHD) with footwell recess 5 speed conversion
J299	Carpet set + MG heel mat	TA/TB/TC		TD from chassis 4236 + TF
J300	Carpet set RHD	TD/TF	J301S	Carpet set - (early LHD) flat floor 5 speed conversion
J300S	Carpet set-5 speed conversion RHD	TD/TF		TD to chassis 4236
J300T	Overmats RHD	TD/TF	J302S	Carpet-tunnel section only TD/TF
J301	Carpet set LHD early	TD	R140A	Footwell mat - MG - LHD TD/TF
J301A	Carpet set (late LHD) with footwell recess -	TD from chassis 4236 +TF	R140B	Heel mat - MG motif TA/TB/TC



MISCELLANEOUS TRIM & HARDWARE

		TA	TC	TD	TF			TA	TC	TD	TF
C094	Wing bolt-seat adjuster	2	2	2	0	J378C	Tonneau rail (for seat back)	0	1	0	0
C373	Hinged plate-seat to backrest	2	2	2	0	J378D	Tonneau rail (for seat back)	0	0	1	0
C374	Sleeve-backrest hinge	2	2	2	0	J378F	Tonneau hoops-pr (for seat back)	0	0	0	1
C375A	Seat runner set-complete	1	1	0	0	J494	Draught excluder-steering column	0	0	1	1
C375D	Seat runner set-complete	0	0	1	0	J495	Draught excluder-gear lever	0	0	1	1
C375F	Seat runner set-complete	0	0	0	1	J496	Draught excluder-handbrake lever	1	1	0	0
C375H	Fixing kit - seat runners to floor	0	0	1	1	J497A	Draught excluder-handbrake lever	0	0	1	1
C376	Seat adjusters-backrest (pr)	1	1	1	0	Loose material as used in trim kits:					
C377A	Brackets-wheel arch (for seats)	1	0	0	0	J004A	Black leathercloth	1.25m	X	1m	
C377B	Dome nut & bolt-whl arch brckt	0	0	4	0	J004D	Beige vinyl leathercloth	1.25m	X	1m	
C377C	Brackets-wheel arch (for seats)	0	1	0	0	J004E	Apple green leathercloth	1.25m	X	1m	
C377CK	Fixings - wheel arch bracket	0	1	0	0	J004F	Tan leathercloth	1.25m	X	1m	
C377D	Brackets-wheel arch (for seats)	0	0	1	0	J004G	British racing green	1.25m	X	1m	
F061	Nut-2 BA brass (for J291D)	---	A/R	---		J004M	Red leathercloth	1.25m	X	1m	
F950CP	Screw - Pozi s/s 3/4"	---	A/R	---		J004S	Suede green leathercloth	1.25m	X	1m	
F950CS	Screw - slotted s/s 3/4"	---	A/R	---		J465A	Black Hidem banding	metre			
J020C	Under dash panel kit-black	0	1	0	0	J465D	Beige Hidem banding	metre			
J020A	Under dash panel kit-black	1	0	0	0	J465E	Apple green Hidem banding	metre			
J020D	Under dash panel kit-black	0	0	1	0	J465F	Tan Hidem banding	metre			
J021	Under dash panel	0	0	0	1	J465M	Red Hidem banding	metre			
J022	Lining-sidescreen box-black felt	1	1	1	1	J465S	Suede green Hidem banding	metre			
J023	Lining-tool box-white felt	0	1	1	1	J142A	Black carpet-1.5m x 1m	}cuts without			
J073C	Trim roll-dash-board top-uncovered	0	0	0	1	J142M	Red carpet- 1.5m x 1m	}fraying			
J081	Glove box casing-LH & RH	0	0	1	0	All T & Y types were originally fitted with leathercloth covered piping in colours to match the paintwork. However, some owners prefer to have piping to match the Interior colour trim. We therefore offer the following colours:-					
J081A	Upper liners-glove box casing (pr)	0	0	0	2	J041A	Wing piping-leathercloth-black	carset T-Type + Y			
J081BL	Glove box-metal casing-LH	0	0	0	1	J041D	Wing piping-leathercloth-beige	carset T-Type + Y			
J081BR	Glove box-metal casing-RH	0	0	0	1	J041F	Wing piping-leathercloth-tan	carset T-Type + Y			
J085	Bonnet rest tape (radiator shell)	1	1	1	1	J041G	Wing piping-leathercloth-BRGreen	carset T-Type + Y			
J239	Felt strip-chassis (2 metres)	---	A/R	---		J041M	Wing piping-leathercloth-red	carset T-Type + Y			
J291A	Socket-'Lift a Dot'	---	A/R	---		J041S	Wing piping-leathercloth-suede green	carset T-Type + Y			
J291C	Nylon washer-for 'Lift a Dot' peg	---	A/R	---		J041W	Wing piping-leathercloth-white/cream	carset T-Type			
J291D	Peg-'Lift a Dot'-machine screw	---	A/R	---		J144A	Black plastic wing piping-per metre				
J291E	Peg-'Lift a Dot'-self tapping	---	A/R	---							
J292	Turn button-tonneau/hood	---	A/R	---							
J292A	Socket-turn button	---	A/R	---							
J293	Peg-'Lift a Dot' double fixing	---	A/R	---							
J293A	Screw for above	---	A/R	---							
J294	Carpet fastener (2pc)(on carpet)	---	A/R	---							
J295	Carpet stud (2pc)(on floor)	---	A/R	---							
J378A	Tonneau rail (for seat back)	1	0	0	0						




Rubber Parts

R066	Pedal pad rubber	2	R221	Pad - running board to wing	2
R067Y	Bonnet corner rubber	2	R313	Seal - windscreen to body	1
R069Y	Pad set - windscreen mount	1	R348	Grommet - wiper spindle	2
R076	Seal - windscreen	1	R405	Seal - boot lid + spare wheel cover	2
R081	Gasket - door handle	4	R478	Pad - headlamp bracket	2
R116	Seal set - 'D' lamp	2	R480	Seal - rear & side windows (carset)	1
R132D	Grommet - choke + starter cable	1	R481	Seal - door edge	4
R132Y	Grommet - wiring harness/bulk head	1	R560	Grommet - wiper blade	2
R133	Rim seal - rubber head lamp	2	R561	Seal - sidelamp rim	2
R136	Grommet - headlamp bar	2	R806	Seal - sunroof - rear	1
R137	Grommet - front bumper	2	R872K	Set 4 bonnet side buffers	1
R169Y	Buffer - bonnet - top	8	R873	Grommet - fuel filler	1
R182	Pad - overrider	8	R873A	Seal - fuel neck/boot floor	1
R195	Seal - sunroof - front	1	R918	Seal - pedal box	1
R209	Plug - tunnel access	1			



		YA	YB	YT			YA	YB	YT
C084A	Tread strip set-running boards	1	1	1	T046R	Floorboard-main RH RHD	1	1	1
C084K	Fixing-screw+nut+washer-treadstrips	1	1	1	T046TL	Floorboard-main passenger side	0	0	1
C084R	Rubber only C084 tread strip strips	1	1	1	T046TR	Floorboard-main passenger side	0	0	1
C088	Hub cap with 'MG' motif	0	4	0	T047AL	Floorboard-front LH RHD	1	1	1
C088B	Hub cap-plain	4	4	4	T047AR	Floorboard-front RH RHD	1	1	1
C090	Door handle-exterior-locking	1	1	1	T047BL	Floorboard-front LH LHD	1	1	1
C093	Badge bar-with foglamp brackets	1	1	1	T047BR	Floorboard-front RH LHD	1	1	1
C093A	Badge bar-plain (no brackets)	1	1	1	T049	Wood panel-boot floor	1	0	1
C093SS	Badge bar-stainless steel	1	1	1	T049YB	Wood panel-boot floor	0	1	0
C099B	Hinge support-bonnet-front	1	1	1	T050L	Running board-LH	1	1	1
C099C	Hinge support-bonnet-rear	1	1	1	T050R	Running board-RH	1	1	1
C148	Radiator cap	1	1	1	T051A	Step panel-boot floor	1	1	1
C150Y	Hinge pin-door	4	4	2	T051B	Boot floor-main panel	1	1	1
C173	Boot handle with lock & key	1	1	1	T052Y	Spare wheel locker cover	1	0	1
C173A	Striker-boot catch (on body)	1	1	1	T052YB	Spare wheel locker cover	0	1	0
C176A	Door check-front	2	2	2	T053	Boot lid-complete**	1	1	1
C176B	Door check-rear	2	2	2	T053A	Skin-boot lid	1	1	1
C222Y	Bonnet centre strip-chrome	1	1	1	T054	Bracket-spare wheel	1	1	1
C437C	Screw & nut-radiator to shell	10	10	10	T054A	Clamp-spare wheel retainer	1	1	1
C437Y	Radiator shell	1	1	1	T054B	Bolt-spare wheel retainer	1	1	1
C468Y	Slat-radiator	22	22	22	T055AL	Door repair panel-front inner-LH	1	1	0
C510	Fuel filler cap	1	1	1	T055AR	Door repair panel-front inner-RH	1	1	0
C569	Boot hinges-pair	1	1	1	T055L	Door repair panel-front outer-LH	1	1	0
C586	Badge clip-badge bar	---A/R---			T055R	Door repair panel-front outer-RH	1	1	0
C807S	Screw & cup washer-fr valance (set 4)	1	1	1	T056AL	Door repair panel-rear inner-LH	1	1	0
C808	Bar-headlamp bracket support	1	1	1	T056AR	Door repair panel-rear inner-RH	1	1	0
C809LY	Headlamp bracket-LH	1	1	1	T056L	Door repair panel-rear outer-LH	1	1	0
C809RY	Headlamp bracket RH	1	1	1	T056R	Door repair panel-rear outer-RH	1	1	0
C815	Starting handle	1	1	1	<i>(all above repair panels approx 6"high)</i>				
C834	Keyhole cover-spare wheel locker	2	2	2	T057A	Bracket-sill to body-front	2	2	2
C834A	Spring-spare wheel locker cover	2	2	2	T057B	Bracket-sill to body-rear	2	2	2
C835	Key-spare wheel locker	2	2	2	T057L	Sill kit-lower body (3 pc) LH	1	1	1
C837	Wing mirrors-pair	1	1	1	T057R	Sill kit-lower body (3 pc) RH	1	1	1
C858	Dome nut-chrome-front bumper	2	2	2	T058L	Wheel arch repair section-LH	1	1	1
F041CS	Screw-exterior door/boot handle	---A/R---			T058R	Wheel arch repair section-RH	1	1	1
F164L	Large washer-body panel fixing	---A/R---			T070L	Front wing complete-LH	1	1	1
H080	Badge-radiator & boot lid	2	2	2	T070R	Front wing complete-RH	1	1	1
H171	* 'MG' motif-hubcap *YA/YT only on late cars	4	4	4	T071L	Front valance-LH	1	1	1
J041A	Wing piping-car set	1	1	1	T071R	Front valance-RH	1	1	1
J041G	Wing piping-car set	1	1	1	T072L	Rear wing-LH	1	0	1
J041L	Wing piping-car set	1	1	1	T072LYB	Rear wing-LH	0	1	0
J041M	Wing piping-car set	1	1	1	T072R	Rear wing-RH	1	0	1
J041S	Wing piping-car set	1	1	1	T072RYB	Rear wing-RH	0	1	0
J041W	Wing piping-car set	1	1	1	T073	Front apron	1	1	1
R067Y	Bonnet corner rubber	2	2	2	T074	Bonnet-4 piece	1	1	1
R176	Buffer door check	4	4	4	T075C	Lid only-spare wheel locker **	1	0	1
R209	Plug-tunnel access	1	1	1	T076	Fuel tank	1	1	1
T038	Lid-battery box	1	1	1	T517YL	Door frame repair kit 3 piece LH	0	0	1
T046L	Floorboard-main LH LHD	1	1	1	T517YR	Door frame repair kit 3 piece RH	0	0	1


** Requires final fitting to car.

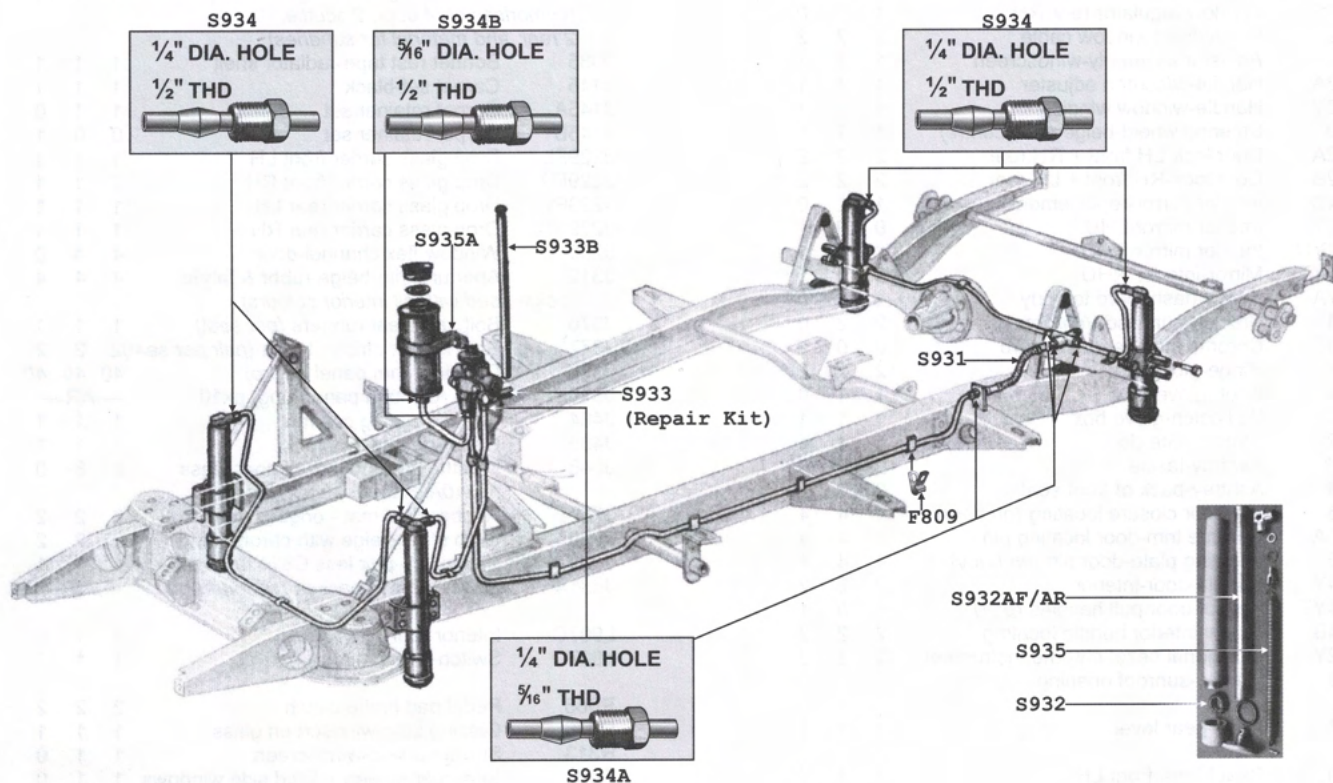





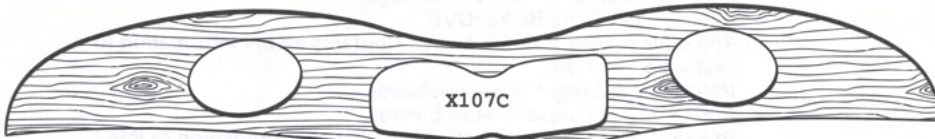


		YA	YB	YT			YA	YB	YT
C310A	Clip - weatherstrip	32	32	32	J049D	Panel kit-interior-beige	1	1	0
C379	Knob-seat runner	2	2	2	J049DT	Interior kit beige/brown	0	0	1
C440	Window regulator-front-L + R	2	2	0	J049G	Panel kit-interior-green	1	1	0
C441L	Window regulator-rear-LH	1	1	0	J049GT	Interior kit green/beige	0	0	1
C441R	Window regulator-rear-RH	1	1	0		<i>(comprises of: 4 door, 2 scuttle, 2 rear, and material for sundries)</i>			
C442	Pulley-front window cable	2	2	2	J085	Bonnet rest tape-radiator shell	1	1	1
C443	Adjuster assembly-windscreen	1	1	1	J145	Carpet set-black	1	1	1
C443A	Handle-w/screen adjuster	1	1	1	J145A	Carpet retainer set	1	1	0
C463Y	Handle-window winding	4	4	4	J145B	Carpet retainer set	0	0	1
C470	Steering wheel-beige <i>(less centre)</i>	1	1	1	J229FL	Drop glass carrier front LH	1	1	1
C482A	Door lock-LH front + RH rear	2	2	2	J229FR	Drop glass carrier front RH	1	1	1
C482B	Door lock-RH front + LH rear	2	2	2	J229RL	Drop glass carrier rear LH	1	1	1
C584D	Interior mirror-replacement	1	1	0	J229RR	Drop glass carrier rear RH	1	1	1
C584YL	Interior mirror LHD	0	0	1	J230	Window flex channel-door	4	4	0
C584YR	Interior mirror RHD	0	0	1	J312	Aperture trim-beige-rubbr & fabric	4	4	4
C584YT	Mirror-interior RHD	0	0	1		<i>(beige used with all interior colours)</i>			
C807A	Screw-dashboard to body	4	4	0	J376	Bolt set - seat runners <i>(per seat)</i>	1	1	1
C814	Bracket-sun visor <i>(chrome)</i>	2	2	0	J377	Seat runner strips - brass <i>(pair per seat)</i>	2	2	2
C816T	Chrome strip set dashboard	0	0	1	J390	Clip-door trim panel <i>(repro)</i>	40	40	40
C817	Hinge-glove box	2	2	2	J390P	Plate+clip-trim panel <i>(orig)</i> pk10	----	AR----	
C818	Knob-glove box	1	1	0	J494	Gaiter-steering column	1	1	1
C819	Ball catch-glove box	1	1	1	J495	Gaiter-gear lever-black	1	1	1
C862	Striker plate-door	4	4	4	J548	Weatherstrip-bottom of door glass	8	8	0
C863	Ashtray-fascia	2	2	0		<i>(C310A clips for above)</i>			
C864	Ashtray-back of front seat	2	2	2	J722	Rubber heel mat - original design	2	2	2
C865	Pin-door closure locating <i>(on door)</i>	4	4	4	J820	Grab strap-beige with chrome ring	2	2	2
C865A	Chrome trim-door locating pin	4	4	4	J822	Sun visors-pair less C814 brackets	1	1	1
C866	Locating plate-door pin <i>(on body)</i>	4	4	4	J831A	Under felt-pvc backed <i>(soundproof)</i>	----	AR----	
C924Y	Handle-door-interior	2	2	2	L907C	Interior roof light	1	1	0
C924YT	Interior door pull handles <i>(pair)</i>	0	0	1	L907D	Switch-interior light	1	1	1
C924B	Screw-interior handle locating	2	2	2	R066	Pedal pad brake/clutch	2	2	2
C932Y	Octagonal bezel-chrome-instrument	3	3	3	R076	Glazing strip-windscreen glass	1	1	1
C946	Handle-sunroof opening	1	1	0	R313	Surround seal-windscreen	1	1	0
E127	Knob-gear lever	1	1	1	R480	Seal-rear screen + fixed side windows	1	1	0
J040L	Seat frame-front LH	1	1	0	X110	Capping set-doors <i>(4)</i> exchange	1	1	0
J040R	Seat frame-front RH	1	1	0	X112	Fascia rail-windscreen exchange	1	1	1
J045	Headlining kit	1	1	0	X113	'A' Post wood trims- <i>(pr)</i>	1	1	0
J046A	Included in above - <i>not original finishing trim-headlining</i>	1	1	0	X114	Top bar wood-windscreen	1	1	0
J047D	Seat cover kit-front-beige <i>(pr)</i>	1	1	0	X115	Sunroof surround wood-set	1	1	0
J047G	Seat cover kit-front-green <i>(pr)</i>	1	1	0	X150	Dashboard-3 piece-RHD	1	1	0
J048D	Seat cover kit-rear-beige	1	1	0	X151	Dashboard-3 piece-LHD	1	1	0
J048G	Seat cover kit-rear-green	1	1	0					
J048DT	Seat kit-rear beige/brown	0	0	1					
J048GT	Seat kit-rear green/beige	0	0	1					


(all seat covers are remanufactured to original specifications-leather faces with vinyl backs)





F809	Fixing clip - Jackall pipes	8
S931	Hose - Jackall rear axle	1
S932	Jack seal Y-Type	4
S932AF	Ram - Jackall Jack (stainless) front	2
S932AR	Ram - Jackall Jack (stainless) rear	2
S932T	2 Way brass union LHF jack	1
S932W	1 Way brass union	3
S932Y	3 Way union hose to rear pipes	1
S933	Seal kit - Jackall pump	1
S933B	Handle Jackall pump	1
S934	Tube nut + olive Jackall 3 way union	AR
S934A	Tube nut + olive (5/16") Jackall Jack	3
S934B	Tube nut + olive Jackall pump to cannister	3
S934K	Pipe work kit Jackall system	1
S935	Spring - Jackall Jack internal front	2
S935A	Bracket - Jackall tank mount	1
S935R	Spring - Jackall Jack internal rear	2


X310

X310T

X014

X208

Paint

X395

C837

X205A/B
X206C

		TA	TC	TD	TF	YA	YB
C837	Wing mirrors-round (pair)	1	1	1	1	1	1
X009	Silicon brake fluid (litre)						
X013	Spoke brush-wire wheels						
X014	Adjusting spanner-spokes						
X018	Tyre-4.50" x 19" +TB	4	4	0	0	0	0
X018T	Tube-4.40" x 19" +TB	4	4	0	0	0	0
X019	Tyre-5.25" x 16" +YT	0	0	0	0	4	0
X019T	Tube-5.25" x 16" +YT	0	0	0	0	4	0
X030	Tyre-5.50" x 15"	0	0	4	4	0	4
X030T	Tube-5.50" x 15"	0	0	4	4	0	4
X107C	Dashboard-walnut veneered	1	1	0	0	0	0
X107D	Dashboard-walnut venred RHD	0	0	1	0	0	0
X107E	Dashboard-walnut venred LHD	0	0	1	0	0	0
X107F	Dashboard-walnut veneered	0	0	0	1	0	0
X109	Dashboard-uncovered						
X109A	Dashboard-walnut vennered						
X150	Dashboard-walnut venerd RHD	0	0	0	0	1	1
X151	Dashboard-walnut venerd LHD	0	0	0	0	1	1
X205A	Oil can 'Shell' -(bulkhead)	1	1	1	1	1	1
X205B	Oil can 'N.O.L.'-(bulkhead)	1	1	1	1	1	1
X206C	Bracket - oil can + TB	1	1	0	0	0	0
X207	Battery box liner	0	0	1	1	0	0
X208	Copper mallet-wire wheels	1	1	1	1	1	1
X208A	Spanner-octagonal spinners	1	1	1	1	1	1
X209C	Clip-starting handle +TB	3	3	0	0	0	0
X209D	Clip-Starting Handle	0	0	3	3	0	0
X209T	Starting handle +TB	1	1	0	0	0	0
X209TD	Starting handle	0	0	1	1	1	1
X210	Spanner set-W/W(open ended)						
X211	Spanner set-AF combination						
X213	Spanner set-W/W combination						
X215	Jack kit	0	0	1	1	0	0
X302	Seat belt-inertia-front	0	0	0	0	2	2
X302A	Anchor point-'B' post	0	0	0	0	2	2
X310	Tool roll (less tools)	0	0	0	1	0	0
X310T	Tool roll (less tools)	0	1	1	0	0	0
X389	Hylomar gasket compound						
X392A	Pottery mug 'T' Type						

		TA	TC	TD	TF	YA	YB
X700	Washer kit-complete	1	1	1	1	1	1
X701	Foot valve-washer bottle	1	1	1	1	1	1
X702	Push pump-washer system	1	1	1	1	1	1
X703	Grommet-washer tube (bulkhd)	1	1	1	1	1	1
X704	Washer tubing-6mm (metre)						
X705	Washer tubing-5mm (metre)						
X706	3 way connector-washer sys	1	1	1	1	1	1
X707	Jet assembly-washer system	2	2	2	2	2	2
X883	Hide food 11oz						

PAINTS

X364	Aerosol-400ml black heat resistant (exhaust)
XBK1	Aerosol-400ml black
XBK2	Aerosol-400ml black crackle finish
XDP1	Aerosol-400ml bronze (dashboard)
XEP1	Aerosol-400ml red (engine)
XEP1BR	Brush-on-500ml red (engine)
XEP1BR	Brush-on-500ml red (engine)
XHP1	Aerosol-400ml tan (hood/side screen frames)
XP1	Aerosol-400ml primer

We can supply Cellulose paints in 1 Litre, 2.5 Litre & 5 Litre sizes. 40ml touch-up sizes (brush in cap) are also available for all colours listed below and numerous more non original colours.

XGN25	Aerosol-400ml shires green
XGN29	Aerosol-400ml woodland/british racing green
XGN32	Aerosol-400ml dark duo green
XGN33	Aerosol-400ml light duo green
XGN37	Aerosol-400ml almond silver
XGR25	Aerosol-400ml silver streak grey
XN001	Aerosol-400ml sun bronze
XRD14	Aerosol-400ml mg/reno/regency red
XRD21	Aerosol-400ml maroon
XR6	Aerosol-400ml autumn red
XWP1	Aerosol-400ml silver (wheels)
XWT3	Aerosol-400ml old English white
XYL6	Aerosol-400ml county cream



PUBLICATIONS

P005	Video - How to Rebuild XPAG Engines
P112A	Instruction Manual TA/B
P112B	Instruction Manual TC
P115A	Workshop Manual TD/F
P115B	Workshop Manual YA/T
P115C	Workshop Manual YB
P156W	Workshop Manual W4/5
P234A	Service Parts List TA/B
P234B	Service Parts List TC
P234C	Service Parts List TD
P234D	Service Parts List TF
P234E	Service Parts List YA/T
P234F	Service Parts List YB
P234T	Service Parts List YT
P415A	Drivers Handbook TD
P415B	Drivers Handbook TF
P415C	Instruction Book YA/T

only factory manuals for TA/B/C

P415D	Drivers Handbook YB
P416J	Drivers Handbook W4
P549	T Series Restoration Guide
P557	Original "T" Series - Clausager
P560D	"Let There Be Ys" DVD

The bible for the Y series owner. Contains all the information to restore a "Y" Type.

P561 Y & Z Road Test - Brooklands


P562 "TCs Forever" - Mike Sherrell

P562A "TCs Forever-More!" - Mike Sherrell. **Companion to P562, 25 year update & aid to 21st century motoring.**

The bible for the TC owner. Contains all the information to restore a TC. (Most information also applies to TA & TB)



X650	Evans Preparation Fluid	5 Litre
X650A	Evans Preparation Fluid	2 Litre
X651	Evans Vintage Cool	5 Litre
X652	Evans Classic Cool	5 Litre
X652A	Evans Classic Cool	2 Litre
X653	Evans Power Cool	5 Litre
X653A	Evans Power Cool	2 Litre



P562

P562A

How Classic Cool 180° works...

The rapid and efficient removal of heat energy generated by combustion is essential for all engines and even more important where an engine is regularly operating at maximum power.

Traditional water-based coolants regularly cross the transition boundary that separates Efficient Nucleate Boiling from Inefficient Critical Heat Flux.

Benefits of Classic Cool 180° over water-based coolants

- Significantly increased boiling point eliminating the potential for localised vapourisation and overheating.
- Classic Cool 180° remains liquid at all engine operating loads, ensuring constant removal of heat energy from metal surfaces.
- With efficient heat transfer guaranteed, even at high engine loads, it is possible to increase fuel delivery and maximise engine performance without the worry of boil-over.
- 75% reduction of internal vapour pressure, eliminating stress on hoses, seals and cooling system components. With Classic Cool 180° it is possible to remove the cooling system cap without danger of flash-evaporation.
- By removing water and replacing it with Classic Cool 180°, the potential for oxidation, corrosion and galvanic corrosion is all but eliminated.
- Classic Cool 180° is proven to reduce liner pitting, caused by water cavitation, by more than 70% as confirmed by the John Deere ASTM test.

Advanced Protection

With decades of experience and development, Evans Waterless Engine Coolants are the choice of many professional restorers and collectors.

Evans have created Classic Cool 180° especially for older car engines, primarily fabricated from carbon steel plus some aluminium and copper.

With the emphasis on improving reliability, Evans keeps engines cool in the toughest of conditions.

Whether your car is an Eagle Jaguar, MGB-GT or Lotus, Classic Cool 180° prevents boil-over and eliminates H₂O corrosion.

What is Classic Cool 180°?

All Evans Waterless Coolants are 100% synthetic, with a boiling point above 180° C. Each formulation includes specialist inhibitors proven to prevent corrosion. Many collectors have had Evans Coolants in their cars for more than 15 years, without needing to change the coolant.



British Motor
Heritage Approved



TD - PRODUCTION CHANGES 1950 - 1952



75

Chassis

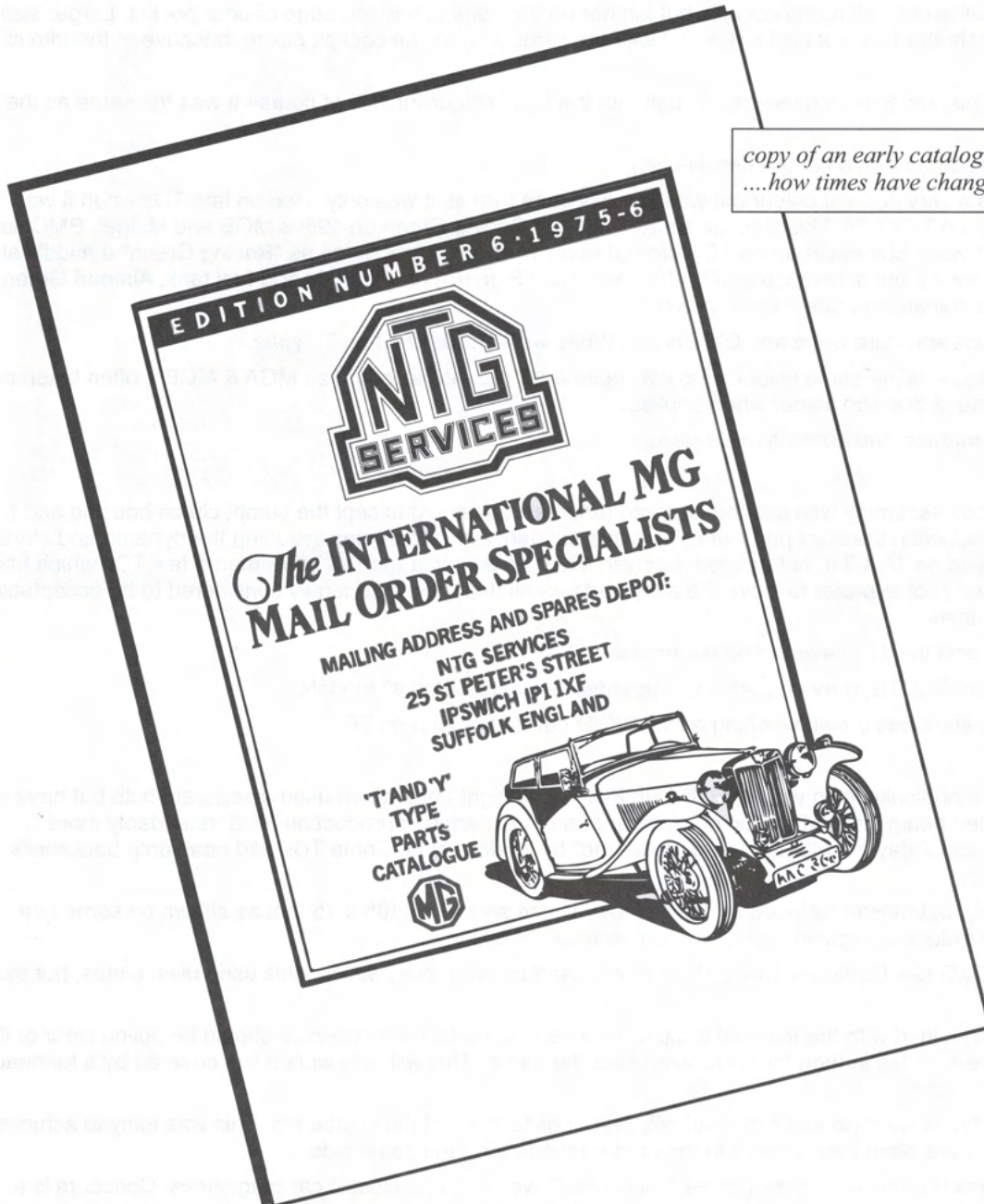
- TD 0501 Perforated disc wheels replace plain
- TD 4237 Recessed rubber footwell (LHD cars)
- TD 8142 5-Post regulator; separate fuse block
- TD 10751 Magnetic tachometer & speedometer, rheostat panel light switch
- TD 12285 Wheel nuts changed from BSF to UNF
- TD 13913 Combined Oil/Water gauge unit
- TD 18883 Foot operated dip switch fitted
- TD 20374 3 Bow Hood & sidescreens fitted
- TD 21303 Round tail lamps fitted (as TF)
- TD 22251 Clutch cable replaced by rod type
- TD 22315 Centrally mounted wiper motor
- TD 22371 Flashing indicators incorporated

Engine

- XPAG TD/2985 Wide oil filter retaining brackets
- XPAG TD/9009 14 " Rocker shaft: wider rockers
- XPAG TD2/9408 8" Clutch plate & cover assembly
- XPAG TD2/14224 Integral oil filter/pump assembly
- XPAG TD2/14948 Sump capacity increased to 10½ pints
- XPAG TD2/17298 Long tappet screws, shorter pushrods
- XPAG TD2/17969 Round cooling holes in cylinder block
- XPAG TD2/20942 Distributor fixed with cotter bolt
- XPAG TD2/20972 Priming plug fitted to oil pump cap
- XPAG TD2/22735 Round cooling holes in head, ¾" plugs
- XPAG TD2/24116 Camshaft changed to quieter (.012") type
- XPAG TD2/24489 Distributor changed to Lucas No 40367

Contrary to popular opinion, there was no such model as a "TD2". As will be seen from this table, the engine number prefix was changed from XPAG/TD to XPAG/TD2 at the introduction of the 8" clutch. There was, however, a model known as a "MARK 11" or "TDC" model. This was a rare variant and featured extra friction shock absorbers, 1½" carbs, twin fuel pumps, larger valves, higher compression and a number of detail changes. It was offered as an additional model for almost the entire production run of the TD.

*copy of an early catalogue from 1975
....how times have changed!*





Originality - some comments and common misunderstandings

General points on exterior

- 1) Wing piping - matched the body paint colour, never a contrast.
- 2) Black weather equipment - only used on TA TB & very early TC, otherwise fawn, never vinyl, always canvas.
- 3) Chrome plating to parts originally painted body colour e.g. headlamp brackets, front apron screws & washers, badge bar bracket (TA/B/C), door hinges, fuel tank straps etc.
- 4) Fuel tank end plates were painted body colour with edges only left chrome, never chrome all over.
- 5) Grille slats were painted to match interior trim, only chrome on late TC/D Mark 2 models and TF.

Interior

- 1) Central instrument panels - edges only were plated, otherwise gloss black on walnut dashboards, metallic bronze on covered dashboards, bases of TA/B/C map lamps to match. TD dashboard was always covered in trim fabric to match the interior, never polished wood, therefore had a metallic bronze instrument panel.
- 2) Tan interior was only used on the TF, all others were a light beige whereas interiors are often seen in various shades of tan and brown. Black interiors were never used. Green interiors on TF were a more subdued colour than the brighter green used on TA/B/C/D.
- 3) Interior mirrors were never originally fitted to TA/B/C except 1948/9 late export TC. Windscreen pillar mirror on RH side was the only original fitment. For safety reasons today most people use this late TC interior mirror.
- 4) Interior piping was matching leathercloth all round cockpit, but leather on door piping and top edge of door pocket. Larger size (9mm) was used around top of dashboard except on TF where it was the same size as the cockpit piping, because of the trim roll (6mm).
- 5) TF dashboard main panel was painted to match the interior trim, not the body colour (unless of course it was the same as the exterior).

Paint Colours - some misunderstandings (not a comprehensive list)

- 1) British Racing Green (GN29) is a very popular colour but was actually quite rare as it was only used on late TDs when it was known as Woodland Green, never on TC or TF. This was the same as British Racing Green on 1960s MGB and Midget, BMC code GN29. The only other dark greens were Shires Green on TC, referred to on TA/B sales brochures as "Racing Green" a middle shade of dark green. Early TDs had two-tone paint scheme, metallic MG green (as TF green) on the body and fuel tank, Almond Green on wings and running boards (this combination is rarely seen today).
- 2) Ivory/Cream was quite a deep cream. Pure white and Old English White were never used on T Types.
- 3) MG Red/Regency Red/Reno Red - all the same colour. This was quite a full red, not as bright as MGA & MGBs, often taken to be the wrong colour when sampled, but a fine rich colour when applied.
- 4) Autumn Red was quite a deep maroon, the name is misleading.

Under the Bonnet - a few pointers

- 1) Originally the engine and gearbox assembly was painted dark red (brighter red on TA) except the sump, clutch housing and timing cover, but sometime during TD production the alloy parts were also painted dark red, sometimes including the dynamo and starter. The rocker cover was chrome plated on TA & TB, but painted greenish silver on post-war models other than a few TCs which had the superb flip-top alloy cover. Most people prefer to leave the alloy parts unpainted, this is generally considered to be acceptable other than by the most extreme purists.
- 2) Wire hose clips were not used until the TD, never on earlier models.
- 3) Engine bulkheads were black on TA & TB, grey on early TC, thereafter body colour on all models.
- 4) Protective strip around radiator shell was brown webbing on TA/B/C/D but rubber strip on TF.

Various sundry points


- 1) TD, TF and YT headlamps were originally fitted with BPF (British Pre-Focus) light units which used a separate bulb but have often been replaced by completely sealed beam units which did not appear during the period of production. Understandably more powerful modern units are often used today in order not to be "outshone" by modern cars. Some TDs had headlamp backshells painted body colour.
- 2) Tyres TD/TF - originally crossply, but mostly replaced by radials now. These should be 165 x 15, not as shown on some tyre makers' charts as 155 x 15 which reduce the rolling radius and look somewhat "skinny".
- 3) Door threshold plates reading "MG Car Company Limited" were only used pre-war, post-war models used plain plates, but most people prefer the lettered type.
- 4) Hoods (soft tops) are often seen folded with the material trapped between the metal frame bows. It should be pulled clear of the bows behind the cockpit, the corners folded in then folded forward over the frame. This will only work if it is covered by a tonneau, or it will be blown out to the rear of the car!
- 5) TF and YA/B wiper arms with blades were parked symmetrically on opposite sides of the scuttle top. This was easy to achieve as they are operated separately. They are often seen parked in the modern manner on the same side.

A note on the word "concour." This is often seen mis-spelt as "concourse" even in major classic car magazines. Concours is a French word and the "concour d'elegance" was originally a contest for the most elegant coachwork and fine craftsmanship and now a test of originality. However, things change and the modern event does place a great deal of store on being near to factory specification as few people have custom built coachwork these days!



NTG Motor Services Ltd – a Short History. Mike Green

In the late summer of 1966 Barry Naunton (TA & YB), Clive Tanner (MGA 1600 Mk2) and I (TD & MGA Twin Cam), were offered a partly dismantled TA in a back garden, which we bought for £15 (about \$20). We took it apart and kept some items for our own cars and advertised the rest for sale. We decided that we would use some of the funds to buy any other derelict MGs and use the proceeds to create a part-time business to pay for our hobby and provide a spares service for other enthusiasts. We bought various MG wrecks which would most likely otherwise have ended up as scrap metal, and we were fortunate in finding a local farm building which could accommodate about eight cars at a reasonable rent, later extending to a nearby shed containing pig pens (but no pigs) in which customers found it amusing that parts were stored in pens so they could not escape!



We thought that new spares were fairly readily available elsewhere, but when customers started asking for new parts we realised that it was not so easy, so we started a list of new items which eventually became the first edition of our catalogue. In 1969 Clive Tanner moved away from the district, and sold his share to my brother-in-law, Dick Bird (YB & ZA) who organised our book keeping and accounting as well as researching and sourcing many new parts to add to our inventory. In those early years Dick & I travelled round the country buying cars and parts for resale – these were the days of overalls and greasy hands! Later I ran a ZB Varitone with a trailer for displays and trade stands at various MG events.

Our first catalogue in 1970 was photocopied, but we soon produced a printed and illustrated version which continues to be developed and refined. We now offer three separate catalogues for T & Y Types, MGA & Z Types, and Farina Magnettes.

In 1971 Barry Naunton also moved away from Ipswich and sold his shares to Dick and me.

At first our new parts store was a garden shed, but it soon became obvious that we needed a proper shop where we could receive customers properly and operate an efficient mail order service, so in 1973 we settled for a premises at 25 St Peters Street, Ipswich and still had the farm buildings for cars and bigger stuff. We then took on our first full time employee, Chris McCarthy, as parts manager, and a part-time packer.

We became a limited company around 1975. In April 1977 we moved again to a much larger shop in the centre of Ipswich at 21 St Margarets Green giving us considerably more space including a huge cellar where we stored used parts. This became a source of interest for customers who could often find elusive items that were remains of our early days as MG dismantlers. We took on additional office and packing staff to cope with the increased business, and were invited to become founder members of British Motor Heritage.

In 1986 we purchased a new premises on the west side of Ipswich at 282-284 Bramford Road. This is ideal for our needs having enough space for our ever increasing stock, a small workshop area, and easy access from trunk roads. Paul Banyard had joined us just prior to this move, and his enthusiasm, computer skills and extensive knowledge of the cars and parts led him to launch a new range for the later Farina Magnette Mk3 & 4, also taking on the rest of this 1.5 litre range of saloons, Austin, Morris, Riley and Wolseley versions and another catalogue was produced for these models.

Dick and I remained as directors until 2000 when Dick retired and Paul Banyard became my co-director – younger blood for the 21st century!

We now run the business with the valued assistance of our telephone and online sales staff, and provide technical advice. Paul has built our webshop www.mgbits.com almost single handedly, and we now offer secure online shopping by credit/debit card and other methods. The website includes many excellent photographs of our range as well as interesting details of customers' cars and helpful information. We even have an online live help facility.



TD, TF, YB (not available for YA & YT)



S981DK Wire wheel conversion with front disc brakes

- | | | |
|--------------|---------|------------------------------------|
| Wire wheels: | S941 | Wire wheel - painted 60 spoke |
| | S941A | Wire wheel - chrome 60 spoke |
| | S941TK | Wire wheel + tyre painted 60 spoke |
| | S941ATK | Wire wheel + tyre chrome 60 spoke |

All above wheels are tubeless and chrome wheels have stainless steel spokes

Enquire about allowance given for old disc wheels and brake drums